

tromilux





Index | Índice | Indice


4	TECHNICAL INFORMATION INFORMACIÓN TÉCNICA INFORMATIONS TECHNIQUES
9	INDOOR INTERIOR INTÉRIEUR
10	Profiles Perfiles Profilés
67	Tubular Tubulares Tubulaires
77	Watertight and Industrial Estancas y Industriales Étanches et Industriels
84	Circular and Donuts Circulares y Donuts Circulaires et Donuts
97	Linear Luminaires Luminarias Lineares Luminaires Linéaires
106	Suspended Luminaires Luminarias Suspendidas Luminaires Suspendus
112	Projectors and Rails Proyectoros y Raíles Projecteurs et Rails
121	Lighted Mirrors Espejos de Luz Miroirs Lumineux
126	Emergency Exits Salidas de Emergencia Éclairages de Secours
129	Round Spotlights Focos Redondos Spots Ronds
140	Square Spotlights Focos Cuadrados Spots Carrés
163	Surface Ceiling Spotlights Focos de Techo de Superficie Spots de Plafonniers
175	Wall Lights Apliques de Pared Appliques Murales
181	OUTDOOR EXTERIOR EXTÉRIEUR
182	Ceiling Recessed Techo Empotrada Encastrés Plafond
185	Ceiling Surface Techo de Superficie Plafonnier
189	Wall Recessed Pared Empotrada Encastré Mural
201	Wall or Ceiling Surface Pared ou Techo de Superficie Surface Mur ou Plafond
214	Floor Recessed Suelo Empotrada Encastré de Sol
230	Floor Surface Suelo de Superficie Sol Saillie
243	ACCESSORIES ACCESORIOS ACCESSOIRES
244	ELECTRICAL SCHEME ESQUEMA ELÉCTRICO SCHÉMA ÉLECTRIQUE
246	NUMERICAL INDEX ÍNDICE NUMÉRICO INDEX NUMÉRIQUE


Technical Information | Información Técnica | Informations Techniques


Regulatory Information | Información Normativa | Information Normative

 The CE mark ostentation indicates that the product complies with the European directives for electrical equipment of certain voltage limits.
La ostentación de la marca CE indica que el producto cumple con las directivas europeas para equipos eléctricos de determinados límites de tensión.
Le marquage CE indique que le produit est en conformité avec les directives européennes pour les équipements électriques pour certaines limites de tension.


 **Class I** Equipment in which the protection against electric shock depends not only on the main isolation. All active parts are connected to a protective earth circuit.
Clase I Equipo en que la protección contra las descargas eléctricas no depende solamente del aislamiento principal. Todas las partes activas están conectadas a un circuito de tierra de protección.
Classe I Équipement dans lequel la protection contre les chocs électriques ne dépend pas uniquement de l'isolation principale. Tous les éléments actifs doivent être connectés à un circuit de protection de terre.


 **Class II** Equipment in which the protection against electric shock depends not only on the main isolation. Includes double or reinforced isolation.
Clase II Equipo en que la protección contra las descargas eléctricas no depende solamente del aislamiento principal. Incluye aislamiento doble o reforzado.
Classe II Équipement dans lequel la protection contre les chocs électriques ne dépend pas uniquement de l'isolation principale. Isolation double ou renforcée incluse.


 **Class III** Equipment in which the protection against electric shock depends on the power supply from a safety low voltage.
Clase III Equipo en que la protección contra las descargas eléctricas depende de la alimentación de una baja tensión de seguridad.
Classe III Équipement dans lequel la protection contre les chocs électriques dépend de l'alimentation d'une basse tension de sécurité.


 This luminaire is not suitable for covering with insulating or analogue material.
Esta luminaria no puede ser cubierta con material aislante o análogo.
Ce luminaire ne peut pas être recouvert avec un matériel isolant ou analogue.


Degree of Mechanical Protection | Grado de Protección Mecánica | Degré de Protection Mécanique


 Protection against a 0.2kg solid object released from a height of 140mm. Shock energy 0,35 (J). | Protección contra objeto sólido de 0.2kg lanzado desde una altura de 140mm. Energía de choque 0,35 (J). | Protection contre un objet solide de 0.2kg lancé d'une hauteur de 140mm. Énergie de choc 0,35 (J).

 Protection against a 0.25kg solid object released from a height of 280mm. Shock energy 0,7 (J). | Protección contra objeto sólido de 0.25kg lanzado desde una altura de 280mm. Energía de choque 0,7 (J). | Protection contre un objet solide de 0.25kg lancé d'une hauteur de 280mm. Énergie de choc 0,7 (J).


 Protection against 0.25kg solid object released from a height of 400mm. Shock energy 1 (J). | Protección contra objeto sólido de 0.25kg lanzado desde una altura de 400mm. Energía de choque 2 (J). | Protection contre un objet solide de 0.25kg lancé d'une hauteur de 400mm. Énergie de choc 2 (J).


 Protection against 0.5kg solid object released from a height of 400mm. Shock energy 2 (J). | Protección contra objeto sólido de 0.5kg lanzado desde una altura de 400mm. Energía de choque 2 (J). | Protection contre un objet solide de 0.5kg lancé d'une hauteur de 400mm. Énergie de choc 2 (J).


 Protection against a 1,7kg solid object released from a height of 300mm. Shock energy 5 (J). | Protección contra un objeto sólido de 1,7kg lanzado desde una altura de 300mm. Energía de choque 5 (J). | Protection contre un objet solide de 1,7kg lancé d'une hauteur de 300mm. Énergie de choc 5 (J).


 Protection against a 5kg solid object released from a height of 400mm. Shock energy 20 (J). | Protección contra un objeto sólido de 5kg lanzado desde una altura de 400mm. Energía de choque 20 (J). | Protection contre un objet solide de 5kg lancé d'une hauteur de 400mm. Énergie de choc 20 (J).


Product Range | Gama de Productos | Gamme de Produits

 **Electronic ballast**
Balastro electrónico
Ballast électronique


 **High frequency electronic ballast with digital or analog flux regulation**
Balastro electrónico de alta frecuencia con regulación de flujo digital o analógico
Ballast électronique haute fréquence avec régulation de flux digitale ou analogique


 **High frequency electronic ballast with digital or analog flux regulation**
Balastro electrónico de alta frecuencia con regulación de flujo digital o analógico
Ballast électronique haute fréquence avec régulation de flux digitale ou analogique


 **Emergency kit**
Equipo de emergencia
Kit d'urgence


 **Light emitting diode**
Diodo emisor de luz
Diode électroluminescente


Protection Degree | Grado de Protección | Degré de Protection


 **IP20** Protection against solid objects with a diameter exceeding 12 mm. No protection against liquids. | Protección contra objetos sólidos de diámetro superior a 12 mm. Sin protección contra líquidos. | Protection contre des objets solides avec un diamètre supérieur à 12 mm. Pas de protection contre les liquides.


 **IP40** Protection against solid objects with a diameter exceeding 1 mm. No protection against liquids. | Protección contra objetos sólidos de diámetro superior a 1 mm. Sin protección contra líquidos. | Protection contre des objets solides avec un diamètre supérieur à 1 mm. Pas de protection contre les liquides.


 **IP43** Protection against solid objects with a diameter exceeding 1 mm. Protected against falling drops of water with a maximum angle of 60°. | Protección contra objetos sólidos de diámetro superior a 1 mm. Protegido contra la caída de gotas de agua con un ángulo máximo de 60°. | Protection contre des objets solides avec un diamètre supérieur à 1 mm. Protégé contre la chute de gouttes d'eau avec un angle maximum de 60°.


 **IP44** Protection against solid objects with a diameter exceeding 1 mm. Protected against water projection. | Protección contra objetos sólidos de diámetro superior a 1 mm. Protegido contra proyección de agua. | Protection contre des objets solides avec un diamètre supérieur à 1 mm. Protégé contre la projection d'eau.

 **IP54** Protection against solid objects with a diameter inferior than 1 mm. Protected against water projection. | Protección contra objetos sólidos de diámetro inferior a 1 mm. Protegido contra proyección de agua. | Protection contre des objets solides avec un diamètre inférieur à 1 mm. Protégé contre la projection d'eau.

 **IP55** Protection against solid objects with a diameter inferior than 1 mm. Protected against water jets. | Protección contra objetos sólidos de diámetro inferior a 1 mm. Protegido contra chorros de agua. | Protection contre des objets solides avec un diamètre inférieur à 1 mm. Protégé contre des jets d'eau.

 **IP65** Fully sealed to dust. Protected against water jets. | Totalmente estanca al polvo. Protegido contra chorros de agua. | Totalemment étanche aux poussières. Protégé contre des jets d'eau.

 **IP66** Fully sealed to dust. Protected against strong water jets (strength of ocean waves). | Totalmente estanca al polvo. Protegido contra fuertes chorros de agua (fuerza de las olas del mar). | Totalemment étanche aux poussières. Protégé contre des forts jets d'eau (force des vagues de l'océan).

 **IP67** Fully sealed to dust. Protected against the effects of immersion (1m max). | Totalmente estanca al polvo. Protegido contra los efectos de inmersión (1m max). | Totalemment étanche aux poussières. Protégé contre les effets d'immersion (1m max).

Operating Voltage | Voltage de Operación | Tension de Fonctionnement

12V 24V

Luminaire voltage supply
Tensión de alimentación de la luminaria
Tension d'alimentation du luminaire

230 V
50 Hz

Luminaire supply voltage and operating frequency
Tensión de alimentación y frecuencia de funcionamiento de la luminaria
Tension d'alimentation et fréquence de fonctionnement du luminaire

Luminaire's Application Type | Tipo de Aplicación de la Luminaria | Type d'application du Luminaire



Cut size and shape for recessing luminaire
Tamaño y forma del corte para luminaria empotrable
Dimension et forme de la découpe pour luminaire encastré



Cut size and shape for recessing luminaire
Tamaño y forma del corte para luminaria empotrable
Dimension et forme de la découpe pour luminaire encastré

Code Reading | Lectura de Código | Lecture du Code

4540.121.10L

1

2

3

4

5

1 Product reference
Referencia del producto
Référence du produit

2 Distinguishes product specifics, such as length, power and lumens
Distingue las características específicas del producto, como la longitud, la potencia y los lúmenes
Distingue les spécificités du produit, telles que la longueur, la puissance et les lumens

3 * Finishing type
Tipo de acabado
Type de finition

4 ** Diffuser Type
Tipo de difusor
Type de diffuseur

5 *** L - With lamp / X - Without lamp
L - Con lámpara / X - Sin lámpara
L - Avec lampe / X - Sans lampe

*

The finishes available for each product are described in the footer on the corresponding page. To create the code, place the number corresponding to the desired finish in digit 3 of the code in the example.

Los acabados disponibles para cada producto se describen en el pie de página de la página correspondiente. Para crear el código, coloque el número correspondiente al acabado deseado en el dígito 3 del código en el ejemplo.

Les finitions disponibles pour chaque produit sont décrites en le pied de page de la page correspondante. Pour créer le code, placez le numéro correspondant à la finition souhaitée dans le chiffre 3 du code de l'exemple.

When the product is supplied with a lamp, replace the L with the desired LED color number. Cuando el producto se suministra con una lámpara, reemplace la L con el número de color de LED deseado.

Lorsque le produit est fourni avec une lampe, remplacez le L par le numéro de couleur de LED souhaité.

NOTE | NOTA | REMARQUE

When there is one or more x lowercase in the reference, it means that the code is open to be completed.

Cuando hay una o más x letras minúsculas en la referencia, significa que el código está abierto para ser completado.

Lorsqu'il y a un ou plusieurs x minuscules dans la référence, cela signifie que le code est ouvert pour être complété.

**

The types of diffusers available for each product are described in the footer on the corresponding page. To create the code, place the letter corresponding to the desired diffuser in digit 4 of the code in the example.

Los tipos de difusores disponibles para cada producto se describen en el pie de página de la página correspondiente. Para crear el código, coloque la letra correspondiente al difusor deseado en el dígito 4 del código en el ejemplo.


Les types de diffuseurs disponibles pour chaque produit sont décrits en pied de page de la page correspondante. Pour créer le code, placez la lettre correspondant au diffuseur souhaité au chiffre 4 du code de l'exemple.

- 1** White . Blanco . Blanc . (RAL 9016)
- 2** Gray . Gris . Gris . (RAL 9006)
- 3** Satin Gray . Gris Satinado . Gris Satin . (anodized)
- 4** Brushed . Cepillado . Brossé . (anodized)
- 5** Old Gold . Oro Viejo . Or Vieux . (RAL 1036)
- 6** Golden . Dorado . Doré . (Tromilux)
- 7** Graphite . Grafito . Graphite . (RAL 7016)
- 8** Stainless Steel . Acero Inoxidable . Acier Inoxydable .
- 9** Black . Negro . Noir . (RAL 9005)
- 0** RAL on Request . RAL bajo Consulta . RAL sur Demande .


- O** Opaline . Opal . Opale .
- P** Prismatic . Prismático . Prismatique .
- A** Aluminum . Aluminio . Aluminium .
- C** Three-phase Rail . Rail Trifásico . Rail Triphasé .
- L** 3R
- B** Black . Negro . Noir .
- N** Blind Cover . Tapa Ciega . Fermeture Aveugle
- T** Transparent . Transparente . Transparent .
- F** Frosted . Mate . Satiné .
- M** Multifaceted . Multiforme . Multiforme .
- E** Mirror . Espejo . Miroir .

- 2** 2700K
- 3** 3000K
- 4** 4000K
- 5** 5000K
- 6** 6000K
- 7** 6500K


Light Openings | Salidas de Luz | Sorties de Lumière




One light opening | Downward projection
Una salida de luz | Proyección descendente
Simple sortie de lumière | Émission vers le bas




One light opening | Front or lateral projection
Una salida de luz | Proyección frontal o lateral
Simple sortie de lumière | Émission frontale ou latérale



Two light openings | Downward and upward projection
Dos salidas de luz | Proyección descendente y ascendente
Double sorties de lumière | Émission haut et bas




One light opening | Upward projection
Una salida de luz | Proyección ascendente
Simple sortie de lumière | Émission vers le haut




One light opening | Interior projection
Una salida de luz | Proyección interior
Simple sortie de lumière | Émission intérieure




Three light openings | Downward, upward and frontal or lateral projection
Tres salidas de luz | Proyección descendente, ascendente y frontal o lateral
Trois sorties de lumière | Émission bas, haut et frontale ou latérale



One light opening | Orientable projection
Una salida de luz | Proyección orientable
Simple sortie de lumière | Émission orientable




One light opening | Exterior projection
Una salida de luz | Proyección exterior
Simple sortie de lumière | Émission extérieure




Four light openings | Lateral projection
Cuatro salidas de luz | Proyección lateral
Quatre sorties de lumière | Émission latérale

Typology | Tipología | Typologie


Recessed | Empotrada | Encastré




Recessed application with trim | Downward light projection
Aplicación empotrada con marco | Proyección de luz descendente
Application encastré avec collerette | Éclairage direct



Trimless recessed application | Downward light projection
Aplicación empotrada sin marco | Proyección de luz descendente
Application encastré sans collerette | Éclairage direct




Three-phase track recessed with trim | Orientable light projection
Raíl trifásico empotrado con marco | Proyección de luz orientable
Rail triphasé encastré avec collerette | Éclairage orientable




Three-phase track recessed with trim
Raíl trifásico empotrado con marco
Rail triphasé encastré avec collerette

Mouldings | Sancas | Moulures




Mouldings | Upward light projection
Sancas | Proyección de luz ascendente
Moulures | Éclairage indirect


Surface | Superficie | Saillante




Surface application | Downward light projection
Aplicación de superficie | Proyección de luz descendente
Application en apparent | Éclairage direct



Surface application | Exterior light projection
Aplicación de superficie | Proyección de luz exterior
Application en apparent | Éclairage extérieur




Surface application | Interior light projection
Aplicación de superficie | Proyección de luz interior
Application en apparent | Éclairage intérieur




Surface application | 300° or 360° light projection
Aplicación de superficie | Proyección de luz 300° o 360°
Application en apparent | Éclairage 300° ou 360°



Three-phase track recessed with flap | Orientable light projection
Vía trifásica empotrado con solapa | Proyección de luz orientable
Rail triphasé encastré avec collerette | Éclairage orientable





Three-phase track recessed with flap | Orientable light projection
Vía trifásica empotrado con solapa | Proyección de luz orientable
Rail triphasé encastré avec collerette | Éclairage orientable





Three-phase track surface with flap
Vía trifásica de superficie con solapa
Rail triphasé apparent

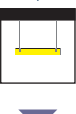
Suspended | Suspendido | Suspendu


- 


Suspended application | Downward light projection
 Aplicación suspendida | Proyección de luz descendente
 Application suspendue | Éclairage direct
- 

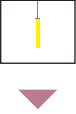
Suspended application of double profile | Downward light projection
 Aplicación suspendida de perfil doble | Proyección de luz descendente
 Application suspendue de profil double | Éclairage direct
- 

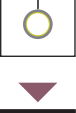
Suspended application | Downward and upward light projection
 Aplicación suspendida | Proyección de luz descendente y ascendente
 Application suspendue | Éclairage direct et indirect
- 


Suspended application of double profile | Downward and upward light projection
 Aplicación suspendida de perfil doble | Proyección de luz descendente y ascendente
 Application suspendue de profil double | Éclairage direct et indirect
- 

Suspended application | 300° or 360° light projection
 Aplicación suspendida | Proyección de luz 300° o 360°
 Application suspendue | Éclairage 300° ou 360°
- 

Suspended application | Exterior light projection
 Aplicación suspendida | Proyección de luz exterior
 Application suspendue | Éclairage extérieur
- 


Suspended application | Interior light projection
 Aplicación suspendida | Proyección de luz interior
 Application suspendue | Éclairage intérieur
- 


Vertical suspended application | 360° light projection
 Aplicación suspendida vertical | Proyección de luz 360°
 Application suspendue verticale | Éclairage 360°
- 


Vertical suspended application | Interior light projection
 Aplicación suspendida vertical | Proyección de luz interior
 Application suspendue verticale | Éclairage intérieur
- 

Vertical suspended application | Exterior light projection
 Aplicación suspendida vertical | Proyección de luz exterior
 Application suspendue verticale | Éclairage extérieur

Floor | Suelo | Sol


- 

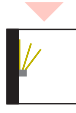
Recessed application with trim | Upward or lateral light projection
 Aplicación empotrada con marco | Proyección de luz ascendente o lateral
 Application encastré avec collerette | Éclairage indirect ou latéral
- 


Surface application | Side light projection
 Aplicación de superficie | Proyección de luz lateral
 Application en apparent | Éclairage latéral
- 


Surface application | Orientable light projection
 Aplicación de superficie | Proyección de luz orientable
 Application en apparent | Éclairage orientable


Wall | Pared | Mural


- 


Surface application | Front light projection
 Aplicación de superficie | Proyección de luz frontal
 Application en apparent | Éclairage frontal
- 


Surface application | Upward light projection
 Aplicación de superficie | Proyección de luz ascendente
 Application en apparent | Éclairage indirect
- 

Surface application | Downward or upward light projection
 Aplicación de superficie | Proyección de luz descendente o ascendente
 Application en apparent | Éclairage direct ou indirect
- 

Surface application | Different light projections
 Aplicación de superficie | Diferentes proyecciones de luz
 Application en apparent | Différentes projections de lumière
- 

Surface application | Downward and upward light projection
 Aplicación de superficie | Proyección de luz descendente y ascendente
 Application en apparent | Éclairage direct et indirect
- 

Surface application | Exterior light projection
 Aplicación de superficie | Proyección de luz exterior
 Application en apparent | Éclairage frontal et extérieur
- 

Surface application | Interior light projection
 Aplicación de superficie | Proyección de luz interior
 Application en apparent | Éclairage intérieur
- 

Recessed application with trim | Front light projection
 Aplicación empotrada con marco | Proyección de luz frontal
 Application encastré avec cadre | Éclairage frontal

Typology | Tipología | Typologie

- 

Indoor
 Interior
 Intérieur
- 

Outdoor
 Exterior
 Extérieur

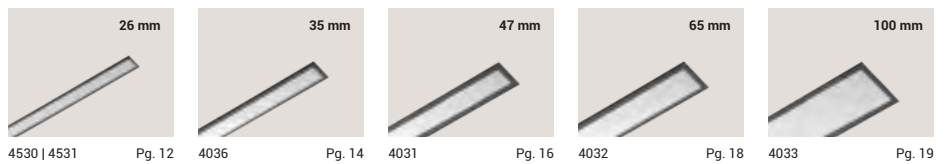


INDOOR
INTERIOR
INTÉRIEUR

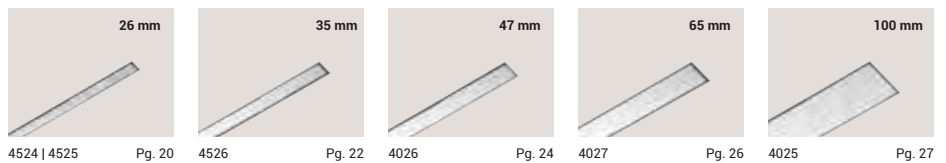


Profiles | Perfiles | Profilés


Recessed luminaire with trim, downward light projection
 Perfiles empotrados con marco, proyección de luz descendente
 Profilés encastrés avec collerette, éclairage direct



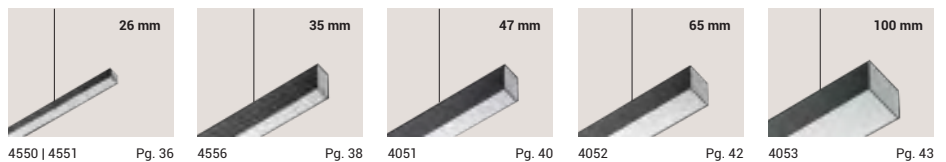
Trimless recessed profiles, downward light projection
 Perfiles empotrados sin marco, proyección de luz descendente
 Profilés encastrés sans collerette, éclairage direct




Surface mounted profiles, downward light projection
 Perfiles de superficie, proyección de luz descendente
 Profilés apparents, éclairage direct




Suspended profiles, downward light projection
 Perfiles suspendidos, proyección de luz descendente
 Profilés suspendus, éclairage direct




Suspended profiles, downward and upward light projection
 Perfiles suspendidos, proyección de luz descendente y ascendente
 Profilés suspendus, éclairage direct et indirect



Suspended double profiles, downward light projection
 Perfiles dobles suspendidos, proyección de luz descendente
 Profilés doubles suspendus, éclairage direct

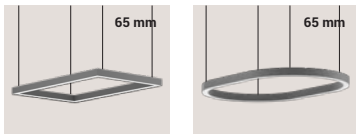


Suspended double profiles, downward and upward light projection
 Perfiles dobles suspendidos, proyección de luz descendente y ascendente
 Profilés doubles suspendus, éclairage direct et indirect



Suspended profiles, downward light projection

Perfiles suspendidos, proyección de luz descendente
Profils suspendus, éclairage direct



5050 Pg. 48 5051 Pg. 48

Wall profiles, downward or upward light projection

Perfiles de pared, proyección de luz descendente o ascendente
Profils muraux, éclairage direct ou indirect



4520 | 4521 Pg. 50 4536 Pg. 52 4021 Pg. 52 4022 Pg. 53 4023 Pg. 53

Wall profiles, downward and upward light projection


Perfiles de pared, proyección de luz descendente y ascendente
Profils muraux, éclairage direct ou indirect



4546 Pg. 54 4024 Pg. 54 4020 Pg. 55

Recessed luminaire with trim, downward light projection


Perfiles empotrados con marco, proyección de luz descendente
Profils encastrés avec collerette, éclairage direct



4501 Pg. 56

Surface mounted profiles, downward light projection


Perfiles de superficie, proyección de luz descendente
Profils apparents, éclairage direct



4512 Pg. 58 4517 Pg. 59

Suspended profiles, downward light projection


Perfiles suspendidos, proyección de luz descendente
Profils suspendu, éclairage direct



4522 Pg. 60 4527 Pg. 61

Mouldings, upward light projection

Sancas, proyección de luz ascendente
Moulures, éclairage indirect

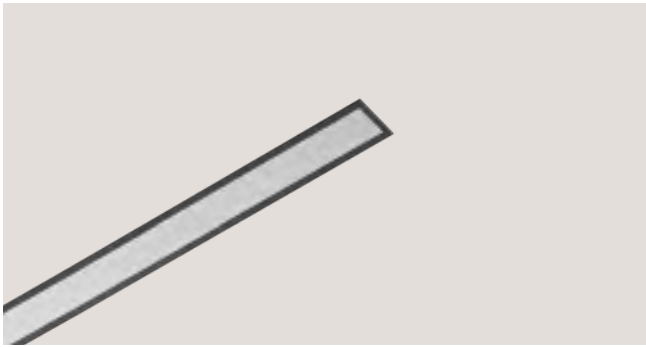


4011 Pg. 62 4012 | 4013 Pg. 63 4515 Pg. 64 4516 Pg. 65

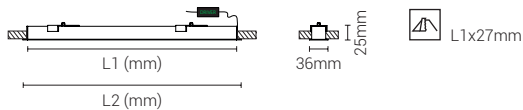


26 mm | Recessed luminaire with trim
Luminaria empotrada con marco
Luminaire encastré avec collette

4530 | 4531



Important Information: Remote Driver Included *
Información Importante: Driver Remoto Incluido
Informations Importantes: Driver Déporté Inclus



* Not integrated in the luminaire | No integrado en la luminaria | Pas incorporé dans la luminaire.

4530 IK04 IP40 LED Module			
Code	L1 (mm)	L2 (mm)	Flow/Power (approx. 184lm/W)
4530.015.xxL	150	158	490 lm
4530.029.xxL	290	298	980 lm
4530.043.xxL	430	438	1470 lm
4530.057.xxL	570	578	1960 lm
4530.071.xxL	710	718	2450 lm
4530.085.xxL	850	858	2940 lm
4530.099.xxL	990	998	3430 lm
4530.113.xxL	1130	1138	3920 lm
4530.127.xxL	1270	1278	4410 lm
4530.141.xxL	1410	1418	4900 lm
4530.155.xxL	1550	1558	5390 lm
4530.169.xxL	1690	1698	5880 lm
4530.183.xxL	1830	1838	6370 lm
4530.197.xxL	1970	1978	6860 lm
4530.211.xxL	2110	2118	7350 lm
4530.225.xxL	2250	2258	7840 lm
4530.239.xxL	2390	2398	8330 lm
4530.253.xxL	2530	2538	8820 lm
4530.267.xxL	2670	2678	9310 lm
4530.281.xxL	2810	2818	9800 lm
4530.295.xxL	2950	2958	10290 lm
4530.309.xxL	3090	3098	10780 lm
4530.323.xxL	3230	3238	11270 lm
4530.337.xxL	3370	3378	11760 lm
4530.351.xxL	3510	3518	12250 lm

2700K | 3000K | 4000K | 5000K | 6500K

4531 IK04 IP40 LED Strip			
Code	L1 (mm)	L2 (mm)	Flow/Power (approx. 138lm/W)
4531.051.xxL	510	518	750 lm
4531.061.xxL	610	618	900 lm
4531.071.xxL	710	718	1050 lm
4531.081.xxL	810	818	1200 lm
4531.091.xxL	910	918	1350 lm
4531.101.xxL	1010	1018	1500 lm
4531.111.xxL	1110	1118	1650 lm
4531.121.xxL	1210	1218	1800 lm
4531.131.xxL	1310	1318	1950 lm
4531.141.xxL	1410	1418	2100 lm
4531.151.xxL	1510	1518	2250 lm
4531.161.xxL	1610	1618	2400 lm
4531.171.xxL	1710	1718	2550 lm
4531.181.xxL	1810	1818	2700 lm
4531.191.xxL	1910	1918	2850 lm
4531.201.xxL	2010	2018	3000 lm
4531.211.xxL	2110	2118	3150 lm
4531.221.xxL	2210	2218	3300 lm
4531.231.xxL	2310	2318	3450 lm
4531.241.xxL	2410	2418	3600 lm
4531.251.xxL	2510	2518	3750 lm
4531.261.xxL	2610	2618	3900 lm
4531.271.xxL	2710	2718	4050 lm
4531.281.xxL	2810	2818	4200 lm
4531.291.xxL	2910	2918	4350 lm
4531.301.xxL	3010	3018	4500 lm

2700K | 3000K | 4000K | 6500K | RGB on Request
1-10V on Request | 1-10V bajo Pedido | 1-10V sur Demande.

4531 IK04 IP65 Driver IP20 LED Strip			
Code	L1 (mm)	L2 (mm)	Flow/Power (approx. 83,2lm/W)
4531.052.xxL	520	528	610 lm
4531.062.xxL	620	628	732 lm
4531.072.xxL	720	728	854 lm
4531.082.xxL	820	828	976 lm
4531.092.xxL	920	928	1098 lm
4531.102.xxL	1020	1028	1220 lm
4531.112.xxL	1120	1128	1342 lm
4531.122.xxL	1220	1228	1464 lm
4531.132.xxL	1320	1328	1586 lm
4531.142.xxL	1420	1428	1708 lm
4531.152.xxL	1520	1528	1830 lm
4531.162.xxL	1620	1628	1952 lm
4531.172.xxL	1720	1728	2074 lm
4531.182.xxL	1820	1828	2196 lm
4531.192.xxL	1920	1928	2318 lm
4531.202.xxL	2020	2028	2440 lm
4531.212.xxL	2120	2128	2562 lm
4531.222.xxL	2220	2228	2684 lm
4531.232.xxL	2320	2328	2806 lm
4531.242.xxL	2420	2428	2928 lm
4531.252.xxL	2520	2528	3050 lm
4531.262.xxL	2620	2628	3172 lm
4531.272.xxL	2720	2728	3294 lm
4531.282.xxL	2820	2828	3416 lm
4531.292.xxL	2920	2928	3538 lm
4531.302.xxL	3020	3028	3660 lm

2700K | 3000K | 4000K | 6000K | RGB on Request
1-10V on Request | 1-10V bajo Pedido | 1-10V sur Demande.



1

White
Blanco
Blanc

code:
4x3x.xxx.10L

2

Gray
Gris
Gris

code:
4x3x.xxx.20L

3

Satin Gray
Gris Satinado
Gris Satin

code:
4x3x.xxx.30L

4

Brushed
Cepillado
Brosse

code:
4x3x.xxx.40L

7

Graphite
Grafito
Graphite

code:
4x3x.xxx.70L

9

Black
Negro
Noir

code:
4x3x.xxx.90L

0

RAL on Request
RAL bajo Consulta
RAL sur Demande

Can be installed in continuous lines, with the requested shape and length. In the profile 4530 IP40 LED module, it is possible to combine different accessories. See how on the next page.
Puede instalarse en línea continua, con la forma y longitud solicitada. En el módulo LED perfil 4530 IP40, es posible combinar diferentes accesorios. Ver cómo en la página siguiente.
Peut être installé en lignes continues, avec la forme et la longueur souhaitées. Dans le module LED profil 4530 IP40, il est possible de combiner différents accessoires.
Voir comment à la page suivante.



4530 Accessories Accesorios Accessoires HF			
Code	L (mm)	Color Finishing	Flow/Power (approx.)
4530.D14.xNX	140	White Black	-
4530.D28.xNX	280	White Black	-
4530.D56.xNX	560	White Black	-
4530.D12.xNX	1120	White Black	-
4530.L14.xTL	140	White Black	5W - 700 lm
4530.L28.xTL	280	White Black	6.5W - 1000 lm
4530.N07.xTL	70	Color	1W - 140 lm
4530.N14.xTL	140	Color	(2x) 1W - 140 lm
4530.N28.xTL	280	Color	(3x) 1W - 140 lm
4530.P11.xTL	140	Color	1W - 140 lm
4530.P13.xTL	140	Color	1W - 140 lm
4530.P14.xTL	140	Color	1W - 140 lm
4530.P21.xTL	280	Color	(2x) 1W - 140 lm
4530.P23.xTL	280	Color	(2x) 1W - 140 lm
4530.P24.xTL	280	Color	(2x) 1W - 140 lm

The conjugations and number of modules are defined by the client by adding the codes of the desired accessories and their distribution to the profile code. These conjugations are subject to possible changes. Multiple conjugations mean more than one **remote driver**. The minimum length for the conjugations is 560mm.

Las combinaciones y el número de módulos son definidas por el cliente al agregar el código de los accesorios deseados y su distribución al código del perfil. Estas combinaciones están sujetas a posibles cambios.

Varias combinaciones significan más de uno **driver remoto**. La dimensión mínima para las combinaciones es 560mm.

Les combinaisons et le nombre de modules sont définis par le client lors de la commande, en ajoutant le code des accessoires souhaités et leur distribution au code du profil. Ces combinaisons sont sujettes à d'éventuelles modifications. Plusieurs combinaisons signifient plusieurs **drivers à distance**. La dimension minimale pour les combinaisons est 560mm.

Blind Cover

4530.Dxx.xNX



Lenses | Lentas | Lentillas

4530.L14.xTL



4530.L28.xTL

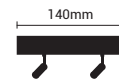


Projector | Proyector | Projecteur

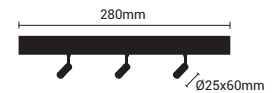
4530.N07.xTL



4530.N14.xTL

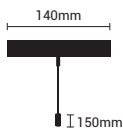


4530.N28.xTL

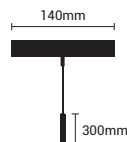


Pendant | Pendiente | Suspension

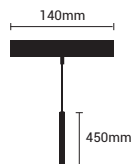
4530.P11.xTL



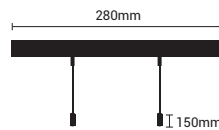
4530.P13.xTL



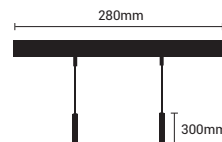
4530.P14.xTL



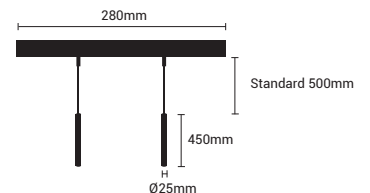
4530.P21.xTL



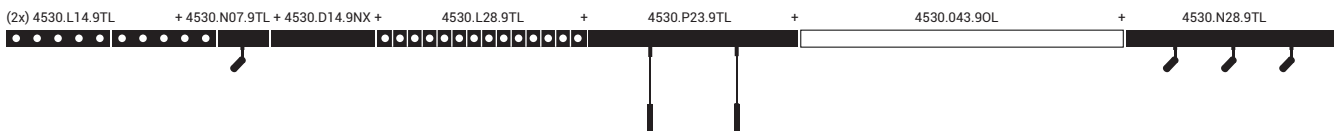
4530.P23.xTL



4530.P24.xTL



Conjugation Example | Ejemplo de Combinación | Exemple de Combinaison



Opaline
Opal
Opale

code:
4x3x.xxx.xOL




Black
Negro
Noir

code:
4x3x.xxx.xBL

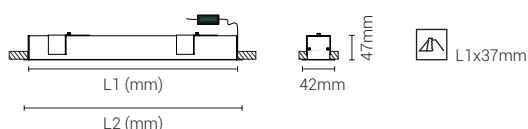




4036



Important Information: Remote Driver Included *
Información Importante: Driver Remoto Incluido
Informations Importantes: Driver Déporté Inclus



* Not integrated in the luminaire | No integrado en la luminaria | Pas incorporé dans la luminaire.

4036 | IK04 | IP40 | LED Module

Code	L1 (mm)	L2 (mm)	Flow/Power (approx. 183lm/W)
4036.029.xxL	290	297	1100 lm
4036.043.xxL	430	437	1650 lm
4036.057.xxL	570	577	2200 lm
4036.071.xxL	710	717	2750 lm
4036.085.xxL	850	857	3300 lm
4036.099.xxL	990	997	3850 lm
4036.113.xxL	1130	1137	4400 lm
4036.127.xxL	1270	1277	4950 lm
4036.141.xxL	1410	1417	5500 lm
4036.155.xxL	1550	1557	6050 lm
4036.169.xxL	1690	1697	6600 lm
4036.183.xxL	1830	1837	7150 lm
4036.197.xxL	1970	1977	7700 lm
4036.211.xxL	2110	2117	8250 lm
4036.225.xxL	2250	2257	8800 lm
4036.239.xxL	2390	2397	9350 lm
4036.253.xxL	2530	2537	9900 lm
4036.267.xxL	2670	2677	10450 lm
4036.281.xxL	2810	2817	11000 lm
4036.295.xxL	2950	2957	11550 lm
4036.309.xxL	3090	3097	12100 lm
4036.323.xxL	3230	3237	12650 lm
4036.337.xxL	3370	3377	13200 lm
4036.351.xxL	3510	3517	13750 lm
4036.365.xxL	3650	3657	14300 lm
4036.379.xxL	3790	3797	14850 lm
4036.393.xxL	3930	3937	15400 lm
4036.407.xxL	4070	4077	15950 lm
4036.421.xxL	4210	4217	16500 lm
4036.435.xxL	4350	4357	17050 lm
4036.449.xxL	4490	4497	17600 lm
4036.463.xxL	4630	4637	18150 lm
4036.477.xxL	4770	4777	18700 lm
4036.491.xxL	4910	4917	19250 lm
4036.505.xxL	5050	5057	19800 lm

2700K | 3000K | 4000K | 5000K | 6500K



1

White
Blanco
Blanc

code:
4x36.xxx.1xL

2

Gray
Gris
Gris

code:
4x36.xxx.2xL

3

Satin Gray
Gris Satinado
Gris Satin

code:
4x36.xxx.3xL

4

Brushed
Cepillado
Brosse

code:
4x36.xxx.4xL

7

Graphite
Grafito
Graphite

code:
4x36.xxx.7xL

9

Black
Negro
Noir

code:
4x36.xxx.9xL

0

RAL on Request
RAL bajo Consulta
RAL sur Demande

Can be installed in continuous lines, with the requested shape and length. It is possible to combine different accessories. See how on the next page.
Puede instalarse en línea continua, con la forma y longitud solicitada. Es posible combinar diferentes accesorios. Ver cómo en la página siguiente.

Peut être installé en lignes continues, avec la forme et la longueur souhaitées. Il est possible de combiner différents accessoires. Voir comment à la page suivante.



4036 Accessories Accesorios Accessoires			
Code	L (mm)	Color Finishing	Flow/Power (approx.)
4036.D14.xNX	140	White Black	-
4036.D28.xNX	280	White Black	-
4036.D56.xNX	560	White Black	-
4036.D12.xNX	1120	White Black	-
4036.L14.xTL	140	White Black	5W - 700 lm
4036.L28.xTL	285	White Black	12W - 1700 lm
4036.N14.xTL	140	Color	3.5W - 500 lm
4036.N28.xTL	280	Color	(2x) 3.5W - 500 lm
4036.P11.xTL	140	Color	3.5W - 500 lm
4036.P13.xTL	140	Color	3.5W - 500 lm
4036.P14.xTL	140	Color	3.5W - 500 lm
4036.P21.xTL	280	Color	(2x) 3.5W - 500 lm
4036.P23.xTL	280	Color	(2x) 3.5W - 500 lm
4036.P24.xTL	280	Color	(2x) 3.5W - 500 lm

The conjugations and number of modules are defined by the client by adding the codes of the desired accessories and their distribution to the profile code. These conjugations are subject to possible changes. Multiple conjugations mean more than one remote driver. The minimum length for the conjugations is 560mm.

Las combinaciones y el número de módulos son definidas por el cliente al agregar el código de los accesorios deseados y su distribución al código del perfil. Estas combinaciones están sujetas a posibles cambios. Varias combinaciones significan más de uno driver remoto. La dimensión mínima para las combinaciones es 560mm.

Les combinaisons et le nombre de modules sont définis par le client lors de la commande, en ajoutant le code des accessoires souhaités et leur distribution au code du profil. Ces combinaisons sont sujettes à d'éventuelles modifications. Plusieurs combinaisons signifient plusieurs drivers à distance. La dimension minimale pour les combinaisons est 560mm.

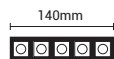
Blind Cover

4036.Dxx.xNX



Lenses | Lentas | Lentillas

4036.L14.xTL

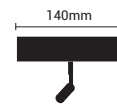


4036.L28.xTL

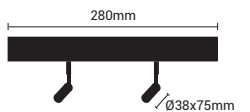


Projector | Proyector | Projecteur

4036.N14.xTL

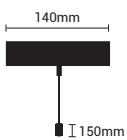


4036.N28.xTL

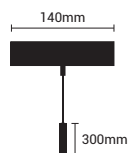


Pendant | Pendiente | Suspension

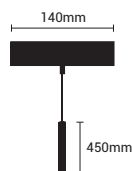
4036.P11.xTL



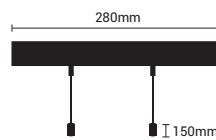
4036.P13.xTL



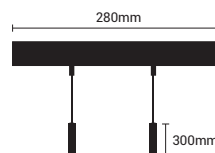
4036.P14.xTL



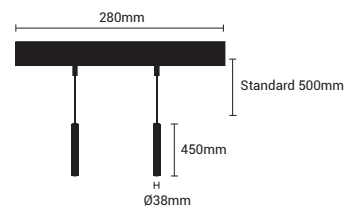
4036.P21.xTL



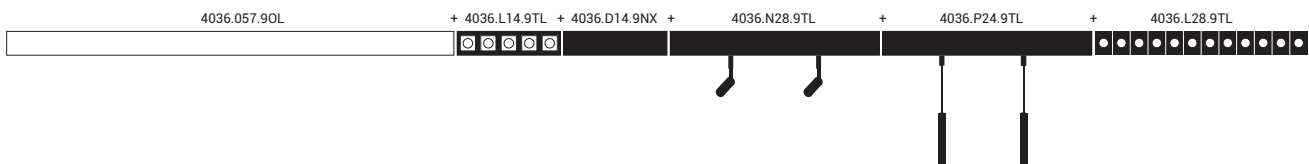
4036.P23.xTL



4036.P24.xTL



Conjugation Example | Ejemplo de Combinación | Exemple de Combinaison



Opaline
Opal
Opale

code:
4x36.xxx.xOL



Prismatic
Prismático
Prismatique

code:
4x36.xxx.xPL



Black
Negro
Noir

code:
4x36.xxx.xBL



KIT EMG
1H



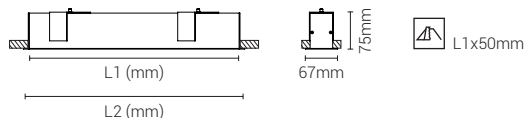
KIT EMG
3H

These fixtures can include these electrical components from 1130mm in length. Estas luminarias pueden incluir estos componentes eléctricos a partir de 1130mm de longitud. Ces luminaires peuvent inclure ces composants électriques à partir de 1130mm de longueur.





4031



4031 IK05 IP40 LED Module			
Code	L1 (mm)	L2 (mm)	Flow/Power (approx. 183lm/W)
4031.029.xxL	290	310	1100 lm
4031.043.xxL	430	450	1650 lm
4031.057.xxL	570	590	2200 lm
4031.071.xxL	710	730	2750 lm
4031.085.xxL	850	870	3300 lm
4031.099.xxL	990	1010	3850 lm
4031.113.xxL	1130	1150	4400 lm
4031.127.xxL	1270	1290	4950 lm
4031.141.xxL	1410	1430	5500 lm
4031.155.xxL	1550	1570	6050 lm
4031.169.xxL	1690	1710	6600 lm
4031.183.xxL	1830	1850	7150 lm
4031.197.xxL	1970	1990	7700 lm
4031.211.xxL	2110	2130	8250 lm
4031.225.xxL	2250	2270	8800 lm
4031.239.xxL	2390	2410	9350 lm
4031.253.xxL	2530	2550	9900 lm
4031.267.xxL	2670	2690	10450 lm
4031.281.xxL	2810	2830	11000 lm
4031.295.xxL	2950	2970	11550 lm
4031.309.xxL	3090	3110	12100 lm
4031.323.xxL	3230	3250	12650 lm
4031.337.xxL	3370	3390	13200 lm
4031.351.xxL	3510	3530	13750 lm
4031.365.xxL	3650	3670	14300 lm
4031.379.xxL	3790	3810	14850 lm
4031.393.xxL	3930	3950	15400 lm
4031.407.xxL	4070	4090	15950 lm
4031.421.xxL	4210	4230	16500 lm
4031.435.xxL	4350	4370	17050 lm
4031.449.xxL	4490	4510	17600 lm
4031.463.xxL	4630	4650	18150 lm
4031.477.xxL	4770	4790	18700 lm
4031.491.xxL	4910	4930	19250 lm
4031.505.xxL	5050	5070	19800 lm

2700K | 3000K | 4000K | 5000K | 6500K

4031 - Aluminum Diffuser IK05 IP20 LED Module			
Code	L1 (mm)	L2 (mm)	Flow/Power (approx. 183lm/W)
4031.057.xAL	565	585	2200 lm
4031.085.xAL	845	865	3300 lm
4031.113.xAL	1125	1145	4400 lm
4031.141.xAL	1405	1425	5500 lm

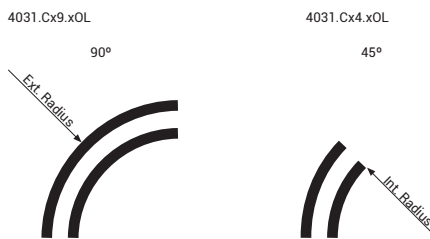
2700K | 3000K | 4000K | 5000K | 6500K

4031 T - Three-phase Rail IK05 IP20			
Code	System	L1 (mm)	L2 (mm)
4031.T10.xCX	Three-phase Rail 1000 mm	1085	1110
4031.T20.xCX	Three-phase Rail 2000 mm	2085	2110
4031.T30.xCX	Three-phase Rail 3000 mm	3085	3110

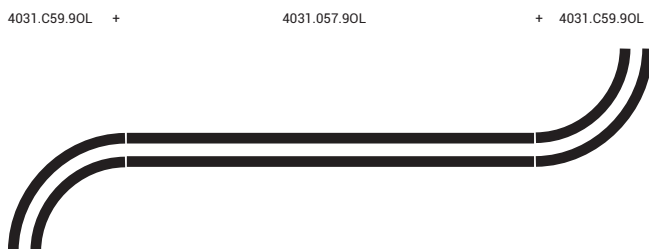
4031 Curves IK05 IP40 LED Module				
Code	Int. Radius (mm)	Ext. Radius (mm)	Angle (°)	Flow/Power (approx. 183lm/W)
4031.C59.xOL	510,5	577,5	90	3300 lm
4031.C54.xOL	510,5	577,5	45	1650 lm
4031.C69.xOL	610,5	677,5	90	3850 lm
4031.C79.xOL	710,5	777,5	90	4400 lm
4031.C74.xOL	710,5	777,5	45	2200 lm
4031.C89.xOL	810,5	877,5	90	4950 lm
4031.C99.xOL	910,5	977,5	90	5500 lm
4031.C94.xOL	910,5	977,5	45	2750 lm
4031.C19.xOL	1035,5	1102,5	90	6600 lm
4031.C14.xOL	1035,5	1102,5	45	3300 lm
4031.C29.xOL	1235,5	1302,5	90	7700 lm
4031.C24.xOL	1235,5	1302,5	45	3850 lm

2700K | 3000K | 4000K | 5000K | 6500K

Curves | Curvas | Courbes



Conjugation Example | Ejemplo de Combinación | Exemple de Combinaison



The conjugations and number of curves are defined by the client by adding the codes of the desired curves and their distribution to the profile code. These conjugations are subject to possible changes. Perforation for application can only be done through the product itself. The diffuser of the curves is always opaline.

Las combinaciones y el número de curvas son definidas por el cliente al agregar el código de las curvas deseadas y su distribución al código del perfil. Estas combinaciones están sujetas a posibles cambios. La perforación para la aplicación solo se puede realizar a través del producto en sí. El difusor de las curvas es siempre opal.

Les combinaisons et nombre de courbes sont définis par le client, en ajoutant le code des courbes souhaitées et leur distribution au code du profil. Ces combinaisons sont sujettes à d'éventuelles modifications. Le perçage pour application ne peut être effectué que par le produit lui-même. Le diffuseur des courbes est toujours opaline.



1

White
Blanco
Blanc

code:
4x31.xxx.1xL

2

Gray
Gris
Gris

code:
4x31.xxx.2xL

3

Satin Gray
Gris Satinado
Gris Satin

code:
4x31.xxx.3xL

4

Brushed
Cepillado
Brossé

code:
4x31.xxx.4xL

7

Graphite
Grafito
Graphite

code:
4x31.xxx.7xL

9

Black
Negro
Noir

code:
4x31.xxx.9xL

0

RAL on Request
RAL bajo Consulta
RAL sur Demande

Can be installed in continuous lines, with the requested shape and length. It is possible to combine different accessories. See how on the next page.
Puede instalarse en línea continua, con la forma y longitud solicitada. Es posible combinar diferentes accesorios. Ver cómo en la página siguiente.

Peut être installé en lignes continues, avec la forme et la longueur souhaitées. Il est possible de combiner différents accessoires. Voir comment à la page suivante.



4031 Accessories Accesorios Accessoires HF			
Code	L (mm)	Color Finishing	Flow/Power (approx.)
4031.D14.xNX	140	White Black	-
4031.D28.xNX	280	White Black	-
4031.D56.xNX	560	White Black	-
4031.D12.xNX	1120	White Black	-
4031.L28.xTL	280	White Black	7,7W - 1300 lm
4031.L18.xTL	180	Metallized	5W - 700 lm
4031.N14.xTL	140	Color	8,6W - 1350 lm
4031.N28.xTL	280	Color	(2x) 8,6W - 1350 lm
4031.P11.xTL	140	Color	8,6W - 1350 lm
4031.P13.xTL	140	Color	8,6W - 1350 lm
4031.P14.xTL	140	Color	8,6W - 1350 lm
4031.P21.xTL	280	Color	(2x) 8,6W - 1350 lm
4031.P23.xTL	280	Color	(2x) 8,6W - 1350 lm
4031.P24.xTL	280	Color	(2x) 8,6W - 1350 lm

The conjugations and number of modules are defined by the client by adding the codes of the desired accessories and their distribution to the profile code. These conjugations are subject to possible changes. The minimum length for the conjugations is 560mm.

Las combinaciones y el número de módulos son definidas por el cliente al agregar el código de los accesorios deseados y su distribución al código del perfil. Estas combinaciones están sujetas a posibles cambios. La dimensión mínima para las combinaciones es 560mm.

Les combinaisons et le nombre de modules sont définis par le client lors de la commande, en ajoutant le code des accessoires souhaités et leur distribution au code du profil. Ces combinaisons sont sujettes à d'éventuelles modifications. La dimension minimale pour les combinaisons est 560mm.

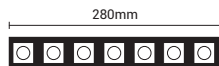
Blind Cover

4031.Dxx.xNX

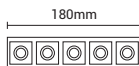


Lenses | Lentes | Lentilles

4031.L28.xTL

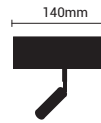


4031.L18.xTL

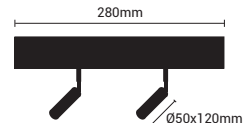


Projector | Proyector | Projecteur

4031.N14.xTL

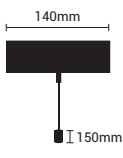


4031.N28.xTL

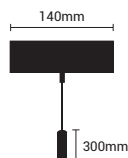


Pendant | Pendiente | Suspension

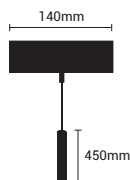
4031.P11.xTL



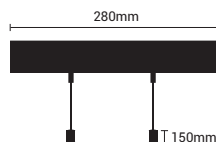
4031.P13.xTL



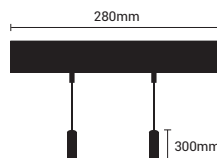
4031.P14.xTL



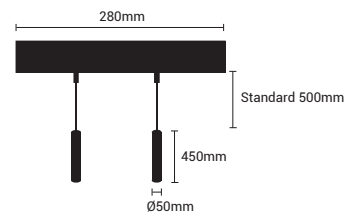
4031.P21.xTL



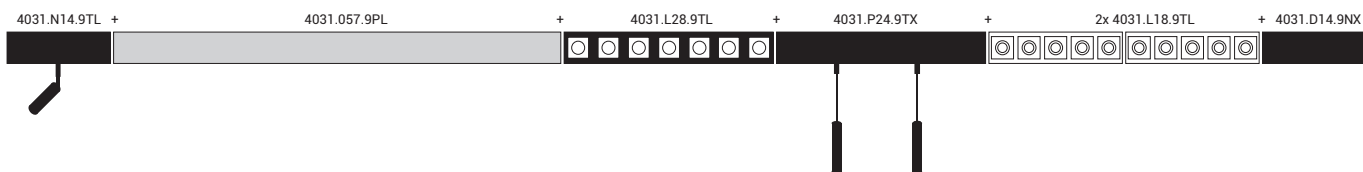
4031.P23.xTL



4031.P24.xTL



Conjugation Example | Ejemplo de Combinación | Exemple de Combinaison



Opaline
Opal
Opale

code:
4x31.xxx.xOL



Prismatic
Prismático
Prismatique

code:
4x31.xxx.xPL



Aluminum
Aluminio
Aluminium

code:
4x31.xxx.xAL



Three-phase Rail
Rail Trifásico
Rail Triphasé

code:
4031.Txx.xCX



Black
Negro
Noir

code:
4x31.xxx.xBL

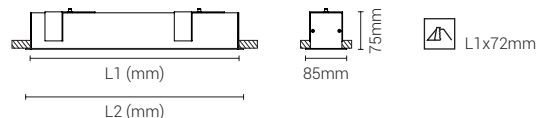



These fixtures can include these electrical components from 1130mm in length. Estas luminarias pueden incluir estos componentes eléctricos a partir de 1130mm de longitud. Ces luminaires peuvent inclure ces composants électriques à partir de 1130mm de longueur.





4032



4032 IK05 IP40 LED Module			
Code	L1 (mm)	L2 (mm)	Flow/Power (approx. 183lm/W)
4032.029.xxL	290	310	1100 lm
4032.043.xxL	430	450	1650 lm
4032.057.xxL	570	590	2200 lm
4032.071.xxL	710	730	2750 lm
4032.085.xxL	850	870	3300 lm
4032.099.xxL	990	1010	3850 lm
4032.113.xxL	1130	1150	4400 lm
4032.127.xxL	1270	1290	4950 lm
4032.141.xxL	1410	1430	5500 lm
4032.155.xxL	1550	1570	6050 lm
4032.169.xxL	1690	1710	6600 lm
4032.183.xxL	1830	1850	7150 lm
4032.197.xxL	1970	1990	7700 lm
4032.211.xxL	2110	2130	8250 lm
4032.225.xxL	2250	2270	8800 lm
4032.239.xxL	2390	2410	9350 lm
4032.253.xxL	2530	2550	9900 lm
4032.267.xxL	2670	2690	10450 lm
4032.281.xxL	2810	2830	11000 lm
4032.295.xxL	2950	2970	11550 lm
4032.309.xxL	3090	3110	12100 lm
4032.323.xxL	3230	3250	12650 lm
4032.337.xxL	3370	3390	13200 lm
4032.351.xxL	3510	3530	13750 lm
4032.365.xxL	3650	3670	14300 lm
4032.379.xxL	3790	3810	14850 lm
4032.393.xxL	3930	3950	15400 lm
4032.407.xxL	4070	4090	15950 lm
4032.421.xxL	4210	4230	16500 lm
4032.435.xxL	4350	4370	17050 lm
4032.449.xxL	4490	4510	17600 lm
4032.463.xxL	4630	4650	18150 lm
4032.477.xxL	4770	4790	18700 lm
4032.491.xxL	4910	4930	19250 lm
4032.505.xxL	5050	5070	19800 lm

2700K | 3000K | 4000K | 5000K | 6500K

4032 - Aluminum Diffuser IK05 IP20 LED Module			
Code	L1 (mm)	L2 (mm)	Flow/Power (approx. 183lm/W)
4032.057.xAL	565	585	2200 lm
4032.085.xAL	845	865	3300 lm
4032.113.xAL	1125	1145	4400 lm
4032.141.xAL	1405	1425	5500 lm

2700K | 3000K | 4000K | 5000K | 6500K

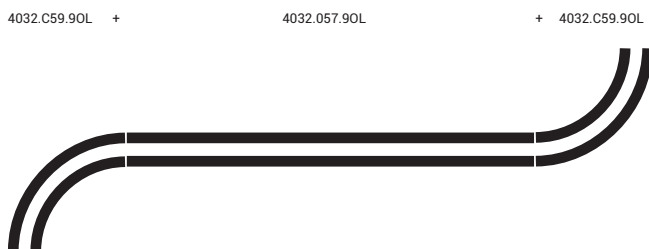
4032 Curves IK05 IP40 LED Module				
Code	Int. Radius (mm)	Ext. Radius (mm)	Angle (°)	Flow/Power (approx. 183lm/W)
4032.C59.xOL	510	595	90	3300 lm
4032.C54.xOL	510	595	45	1650 lm
4032.C69.xOL	610	695	90	3850 lm
4032.C79.xOL	710	795	90	4400 lm
4032.C74.xOL	710	795	45	2200 lm
4032.C89.xOL	810	895	90	4950 lm
4032.C99.xOL	910	995	90	5500 lm
4032.C94.xOL	910	995	45	2750 lm
4032.C19.xOL	1035	1120	90	6600 lm
4032.C14.xOL	1035	1120	45	3300 lm
4032.C29.xOL	1235	1320	90	7700 lm
4032.C24.xOL	1235	1320	45	3850 lm

2700K | 3000K | 4000K | 5000K | 6500K

Curves | Curvas | Courbes



Conjugation Example | Ejemplo de Combinación | Exemple de Combinaison



The combinations and number of curves are defined by the client by adding the codes of the desired curves and their distribution to the profile code. These conjugations are subject to possible changes. Perforation for application can only be done through the product itself. The diffuser of the curves is always opaline.

Las combinaciones y el número de curvas son definidas por el cliente al agregar el código de las curvas deseadas y su distribución al código del perfil. Estas combinaciones están sujetas a posibles cambios. La perforación para la aplicación solo se puede realizar a través del producto en sí. El difusor de las curvas es siempre opaline.

Les combinaisons et nombre de courbes sont définis par le client, en ajoutant le code des courbes souhaitées et leur distribution au code du profil. Ces combinaisons sont sujettes à d'éventuelles modifications. Le perçage pour application ne peut être effectué que par le produit lui-même. Le diffuseur des courbes est toujours opaline.



1

White
Blanco
Blanc

code:
4x3x.xxx.1xL

Can be installed in continuous lines, with the requested shape and length.

Puede instalarse en línea continua, con la forma y longitud solicitada.

Peut être installé en lignes continues, avec la forme et la longueur souhaitées.

2

Gray
Gris
Gris

code:
4x3x.xxx.2xL

3

Satin Gray
Gris Satinado
Gris Satin

code:
4x3x.xxx.3xL

4

Brushed
Cepillado
Brossé

code:
4x3x.xxx.4xL

7

Graphite
Grafito
Graphite

code:
4x3x.xxx.7xL

9

Black
Negro
Noir

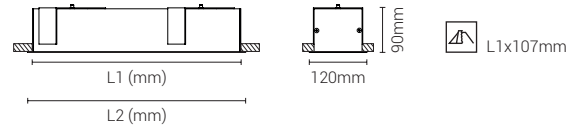

code:
4x3x.xxx.9xL

0

RAL on Request
RAL bajo Consulta
RAL sur Demande



4033



4033 | IK05 | IP40 | LED Module



Code	L1 (mm)	L2 (mm)	Flow/Power (approx. 183lm/W)
4033.029.xxL	290	310	1100 lm
4033.043.xxL	430	450	1650 lm
4033.057.xxL	570	590	2200 lm
4033.071.xxL	710	730	2750 lm
4033.085.xxL	850	870	3300 lm
4033.099.xxL	990	1010	3850 lm
4033.113.xxL	1130	1150	4400 lm
4033.127.xxL	1270	1290	4950 lm
4033.141.xxL	1410	1430	5500 lm
4033.155.xxL	1550	1570	6050 lm
4033.169.xxL	1690	1710	6600 lm
4033.183.xxL	1830	1850	7150 lm
4033.197.xxL	1970	1990	7700 lm
4033.211.xxL	2110	2130	8250 lm
4033.225.xxL	2250	2270	8800 lm
4033.239.xxL	2390	2410	9350 lm
4033.253.xxL	2530	2550	9900 lm
4033.267.xxL	2670	2690	10450 lm
4033.281.xxL	2810	2830	11000 lm
4033.295.xxL	2950	2970	11550 lm
4033.309.xxL	3090	3110	12100 lm
4033.323.xxL	3230	3250	12650 lm
4033.337.xxL	3370	3390	13200 lm
4033.351.xxL	3510	3530	13750 lm
4033.365.xxL	3650	3670	14300 lm
4033.379.xxL	3790	3810	14850 lm
4033.393.xxL	3930	3950	15400 lm
4033.407.xxL	4070	4090	15950 lm
4033.421.xxL	4210	4230	16500 lm
4033.435.xxL	4350	4370	17050 lm
4033.449.xxL	4490	4510	17600 lm
4033.463.xxL	4630	4650	18150 lm
4033.477.xxL	4770	4790	18700 lm
4033.491.xxL	4910	4930	19250 lm
4033.505.xxL	5050	5070	19800 lm

2700K | 3000K | 4000K | 5000K | 6500K

4033 - Aluminum Diffuser | IK05 | IP20 | LED Module



Code	L1 (mm)	L2 (mm)	Flow/Power (approx. 183lm/W)
4033.057.xAL	565	585	2200 lm
4033.085.xAL	845	865	3300 lm
4033.113.xAL	1125	1145	4400 lm
4033.141.xAL	1405	1425	5500 lm
4033.257.xAL	565	585	4400 lm
4033.285.xAL	845	865	6600 lm
4033.211.xAL	1125	1145	8800 lm
4033.215.xAL	1405	1425	11000 lm

2700K | 3000K | 4000K | 5000K | 6500K



Opaline
Opal
Opale

code:
4x3x.xxx.xOL



Prismatic
Prismático
Prismatique

code:
4x3x.xxx.xPL



Aluminum
Aluminio
Aluminium

code:
4x3x.xxx.xAL



Black
Negro
Noir

code:
4x32.xxx.xBL

KIT EMG
1 H

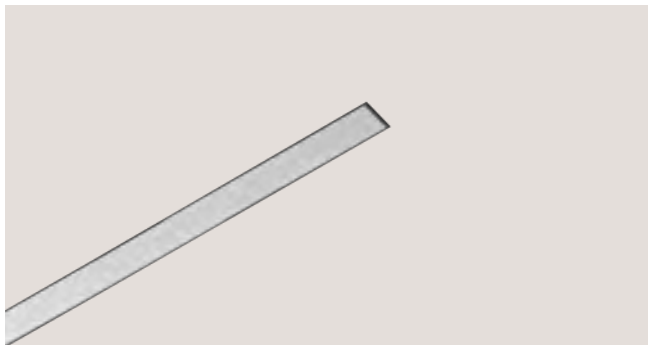
KIT EMG
3 H



These fixtures can include these electrical components from 1130mm in length.
Estas luminarias pueden incluir estos componentes eléctricos a partir de 1130mm de longitud.
Ces luminaires peuvent inclure ces composants électriques à partir de 1130mm de longueur.



4524 | 4525



Important Information: Remote Driver Included *
Información Importante: Driver Remoto Incluido
Informations Importantes: Driver Déporté Inclus



* Not integrated in the luminaire | No integrado en la luminaria | Pas incorporé dans la luminaire.

4524 IK04 IP40 LED Module		
Code	L (mm)	Flow/Power (approx. 184lm/W)
4524.015.xxL	150	490 lm
4524.029.xxL	290	980 lm
4524.043.xxL	430	1470 lm
4524.057.xxL	570	1960 lm
4524.071.xxL	710	2450 lm
4524.085.xxL	850	2940 lm
4524.099.xxL	990	3430 lm
4524.113.xxL	1130	3920 lm
4524.127.xxL	1270	4410 lm
4524.141.xxL	1410	4900 lm
4524.155.xxL	1550	5390 lm
4524.169.xxL	1690	5880 lm
4524.183.xxL	1830	6370 lm
4524.197.xxL	1970	6860 lm
4524.211.xxL	2110	7350 lm
4524.225.xxL	2250	7840 lm
4524.239.xxL	2390	8330 lm
4524.253.xxL	2530	8820 lm
4524.267.xxL	2670	9310 lm
4524.281.xxL	2810	9800 lm
4524.295.xxL	2950	10290 lm
4524.309.xxL	3090	10780 lm
4524.323.xxL	3230	11270 lm
4524.337.xxL	3370	11760 lm
4524.351.xxL	3510	12250 lm

2700K | 3000K | 4000K | 5000K | 6500K

4525 IK04 IP40 LED Strip		
Code	L (mm)	Flow/Power (approx. 138lm/W)
4525.051.xxL	510	750 lm
4525.061.xxL	610	900 lm
4525.071.xxL	710	1050 lm
4525.081.xxL	810	1200 lm
4525.091.xxL	910	1350 lm
4525.101.xxL	1010	1500 lm
4525.111.xxL	1110	1650 lm
4525.121.xxL	1210	1800 lm
4525.131.xxL	1310	1950 lm
4525.141.xxL	1410	2100 lm
4525.151.xxL	1510	2250 lm
4525.161.xxL	1610	2400 lm
4525.171.xxL	1710	2550 lm
4525.181.xxL	1810	2700 lm
4525.191.xxL	1910	2850 lm
4525.201.xxL	2010	3000 lm
4525.211.xxL	2110	3150 lm
4525.221.xxL	2210	3300 lm
4525.231.xxL	2310	3450 lm
4525.241.xxL	2410	3600 lm
4525.251.xxL	2510	3750 lm
4525.261.xxL	2610	3900 lm
4525.271.xxL	2710	4050 lm
4525.281.xxL	2810	4200 lm
4525.291.xxL	2910	4350 lm
4525.301.xxL	3010	4500 lm

2700K | 3000K | 4000K | 6500K | RGB on Request

1-10V on Request | 1-10V bajo Pedido | 1-10V sur Demande.

4525 IK04 IP65 Driver IP20 LED Strip		
Code	L (mm)	Flow/Power (approx. 83,2lm/W)
4525.052.xxL	520	610 lm
4525.062.xxL	620	732 lm
4525.072.xxL	720	854 lm
4525.082.xxL	820	976 lm
4525.092.xxL	920	1098 lm
4525.102.xxL	1020	1220 lm
4525.112.xxL	1120	1342 lm
4525.122.xxL	1220	1464 lm
4525.132.xxL	1320	1586 lm
4525.142.xxL	1420	1708 lm
4525.152.xxL	1520	1830 lm
4525.162.xxL	1620	1952 lm
4525.172.xxL	1720	2074 lm
4525.182.xxL	1820	2196 lm
4525.192.xxL	1920	2318 lm
4525.202.xxL	2020	2440 lm
4525.212.xxL	2120	2562 lm
4525.222.xxL	2220	2684 lm
4525.232.xxL	2320	2806 lm
4525.242.xxL	2420	2928 lm
4525.252.xxL	2520	3050 lm
4525.262.xxL	2620	3172 lm
4525.272.xxL	2720	3294 lm
4525.282.xxL	2820	3416 lm
4525.292.xxL	2920	3538 lm
4525.302.xxL	3020	3660 lm

2700K | 3000K | 4000K | 6000K | RGB on Request

1-10V on Request | 1-10V bajo Pedido | 1-10V sur Demande.



1

White
Blanco
Blanc

code:
4x2x.xxx.10L

2

Gray
Gris
Gris

code:
4x2x.xxx.20L

3

Satin Gray
Gris Satinado
Gris Satin

code:
4x2x.xxx.30L

4

Brushed
Cepillado
Brosse

code:
4x2x.xxx.40L

7

Graphite
Grafito
Graphite

code:
4x2x.xxx.70L

9

Black
Negro
Noir

code:
4x2x.xxx.90L

0

RAL on Request
RAL bajo Consulta
RAL sur Demande

Can be installed in continuous lines, with the requested shape and length. In the profile 4524 IP40 LED module, it is possible to combine different accessories. See how on the next page.
Puede instalarse en línea continua, con la forma y longitud solicitada. En el módulo LED perfil 4524 IP40, es posible combinar diferentes accesorios. Ver cómo en la página siguiente.
Peut être installé en lignes continues, avec la forme et la longueur souhaitées. Dans le module LED profil 4524 IP40, il est possible de combiner différents accessoires.
Voir comment à la page suivante.



4524 Accessories Accesorios Accessoires			
Code	L (mm)	Color Finishing	Flow/Power (approx.)
4524.D14.xNX	140	White Black	-
4524.D28.xNX	280	White Black	-
4524.D56.xNX	560	White Black	-
4524.D12.xNX	1120	White Black	-
4524.L14.xTL	140	White Black	5W - 700 lm
4524.L28.xTL	280	White Black	6.5W - 1000 lm
4524.N07.xTL	70	Color	1W - 140 lm
4524.N14.xTL	140	Color	(2x) 1W - 140 lm
4524.N28.xTL	280	Color	(3x) 1W - 140 lm
4524.P11.xTL	140	Color	1W - 140 lm
4524.P13.xTL	140	Color	1W - 140 lm
4524.P14.xTL	140	Color	1W - 140 lm
4524.P21.xTL	280	Color	(2x) 1W - 140 lm
4524.P23.xTL	280	Color	(2x) 1W - 140 lm
4524.P24.xTL	280	Color	(2x) 1W - 140 lm

The conjugations and number of modules are defined by the client by adding the codes of the desired accessories and their distribution to the profile code. These conjugations are subject to possible changes.

Multiple conjugations mean more than one remote driver.

The minimum length for the conjugations is 560mm.

Las combinaciones y el número de módulos son definidas por el cliente al agregar el código de los accesorios deseados y su distribución al código del perfil. Estas combinaciones están sujetas a posibles cambios. Varias combinaciones significan más de uno **driver remoto**.

La dimensión mínima para las combinaciones es 560mm.

Les combinaisons et le nombre de modules sont définis par le client lors de la commande, en ajoutant le code des accessoires souhaités et leur distribution au code du profil. Ces combinaisons sont sujettes à d'éventuelles modifications. Plusieurs combinaisons signifient plusieurs **drivers à distance**. La dimension minimale pour les combinaisons est 560mm.

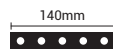
Blind Cover

4524.Dxx.xNX




Lenses | Lentes | Lentilles

4524.L14.xTL



4524.L28.xTL

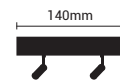


Projector | Proyector | Projecteur

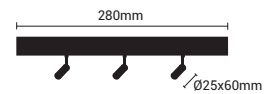
4524.N07.xTL



4524.N14.xTL

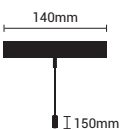


4524.N28.xTL

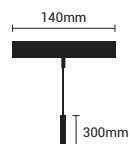


Pendant | Pendiente | Suspension

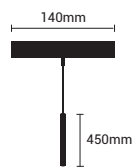
4524.P11.xTL



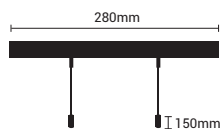
4524.P13.xTL



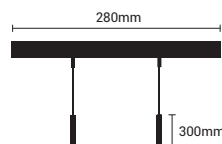
4524.P14.xTL



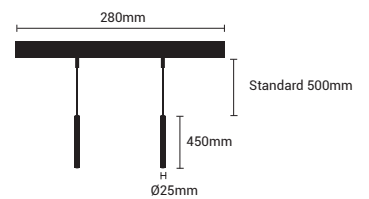
4524.P21.xTL



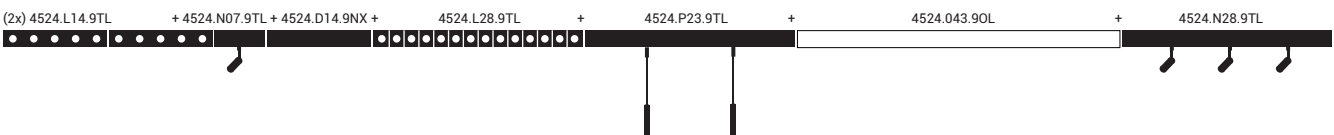
4524.P23.xTL



4524.P24.xTL



Conjugation Example | Ejemplo de Combinación | Exemple de Combinaison



Opaline
Opal
Opale

code:
4x2x.xxx.xOL



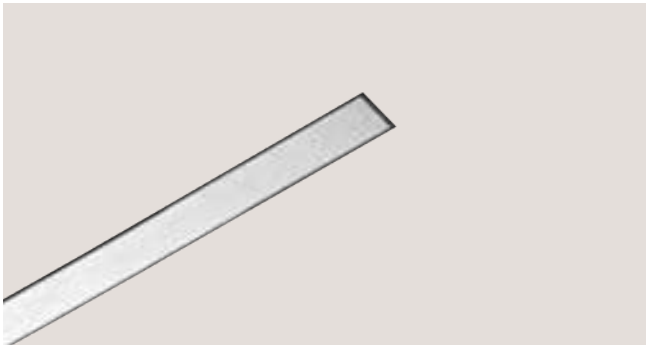
Black
Negro
Noir

code:
4x2x.xxx.xBL

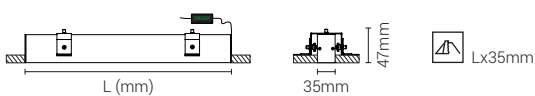




4526



Important Information: Remote Driver Included *
Información Importante: Driver Remoto Incluido
Informations Importantes: Driver Déporté Inclus



* Not integrated in the luminaire | No integrado en la luminaria | Pas incorporé dans la luminaire.

4526 IK04 IP40 LED Module		
Code	L (mm)	Flow/Power (approx. 183lm/W)
4526.029.xxL	290	1100 lm
4526.043.xxL	430	1650 lm
4526.057.xxL	570	2200 lm
4526.071.xxL	710	2750 lm
4526.085.xxL	850	3300 lm
4526.099.xxL	990	3850 lm
4526.113.xxL	1130	4400 lm
4526.127.xxL	1270	4950 lm
4526.141.xxL	1410	5500 lm
4526.155.xxL	1550	6050 lm
4526.169.xxL	1690	6600 lm
4526.183.xxL	1830	7150 lm
4526.197.xxL	1970	7700 lm
4526.211.xxL	2110	8250 lm
4526.225.xxL	2250	8800 lm
4526.239.xxL	2390	9350 lm
4526.253.xxL	2530	9900 lm
4526.267.xxL	2670	10450 lm
4526.281.xxL	2810	11000 lm
4526.295.xxL	2950	11550 lm
4526.309.xxL	3090	12100 lm
4526.323.xxL	3230	12650 lm
4526.337.xxL	3370	13200 lm
4526.351.xxL	3510	13750 lm
4526.365.xxL	3650	14300 lm
4526.379.xxL	3790	14850 lm
4526.393.xxL	3930	15400 lm
4526.407.xxL	4070	15950 lm
4526.421.xxL	4210	16500 lm
4526.435.xxL	4350	17050 lm
4526.449.xxL	4490	17600 lm
4526.463.xxL	4630	18150 lm
4526.477.xxL	4770	18700 lm
4526.491.xxL	4910	19250 lm
4526.505.xxL	5050	19800 lm

2700K | 3000K | 4000K | 5000K | 6500K



1

White
Blanco
Blanc

code:
4x26.xxx.1xL

2

Gray
Gris
Gris

code:
4x26.xxx.2xL

3

Satin Gray
Gris Satinado
Gris Satin

code:
4x26.xxx.3xL

4

Brushed
Cepillado
Brosée

code:
4x26.xxx.4xL

7

Graphite
Grafito
Graphite

code:
4x26.xxx.7xL

9

Black
Negro
Noir

code:
4x26.xxx.9xL

0

RAL on Request
RAL bajo Consulta
RAL sur Demande

Can be installed in continuous lines, with the requested shape and length. It is possible to combine different accessories. See how on the next page.
Puede instalarse en línea continua, con la forma y longitud solicitada. Es posible combinar diferentes accesorios. Ver cómo en la página siguiente.

Peut être installé en lignes continues, avec la forme et la longueur souhaitées. Il est possible de combiner différents accessoires. Voir comment à la page suivante.



4526 Accessories Accesorios Accessoires			
Code	L (mm)	Color Finishing	Flow/Power (approx.)
4526.D14.xNX	140	White Black	-
4526.D28.xNX	280	White Black	-
4526.D56.xNX	560	White Black	-
4526.D12.xNX	1120	White Black	-
4526.L14.xTL	140	White Black	5W - 700 lm
4526.L28.xTL	285	White Black	12W - 1700 lm
4526.N14.xTL	140	Color	3.5W - 500 lm
4526.N28.xTL	280	Color	(2x) 3.5W - 500 lm
4526.P11.xTL	140	Color	3.5W - 500 lm
4526.P13.xTL	140	Color	3.5W - 500 lm
4526.P14.xTL	140	Color	3.5W - 500 lm
4526.P21.xTL	280	Color	(2x) 3.5W - 500 lm
4526.P23.xTL	280	Color	(2x) 3.5W - 500 lm
4526.P24.xTL	280	Color	(2x) 3.5W - 500 lm

The conjugations and number of modules are defined by the client by adding the codes of the desired accessories and their distribution to the profile code. These conjugations are subject to possible changes. Multiple conjugations mean more than one **remote driver**. The minimum length for the conjugations is 560mm.

Las combinaciones y el número de módulos son definidas por el cliente al agregar el código de los accesorios deseados y su distribución al código del perfil. Estas combinaciones están sujetas a posibles cambios. Varias combinaciones significan más de uno **driver remoto**. La dimensión mínima para las combinaciones es 560mm.

Les combinaisons et le nombre de modules sont définis par le client lors de la commande, en ajoutant le code des accessoires souhaités et leur distribution au code du profil. Ces combinaisons sont sujettes à d'éventuelles modifications. Plusieurs combinaisons signifient plus qu'un **driver à la distance**. La dimension minimale pour les combinaisons est 560mm.


Blind Cover

4526.Dxx.xNX



Lenses | Lentas | Lentillas

4526.L14.xTL

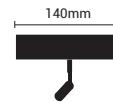


4526.L28.xTL

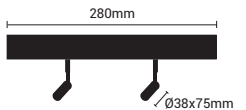


Projector | Proyector | Projecteur

4526.N14.xTL

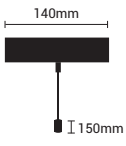


4526.N28.xTL

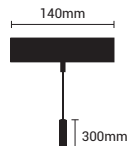


Pendant | Pendiente | Suspension

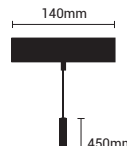
4526.P11.xTL



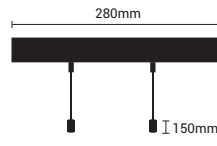
4526.P13.xTL



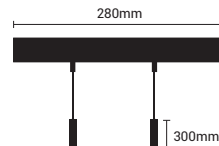
4526.P14.xTL



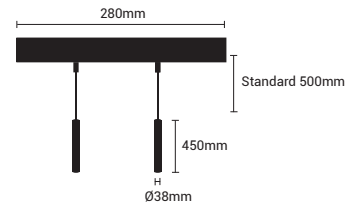
4526.P21.xTL



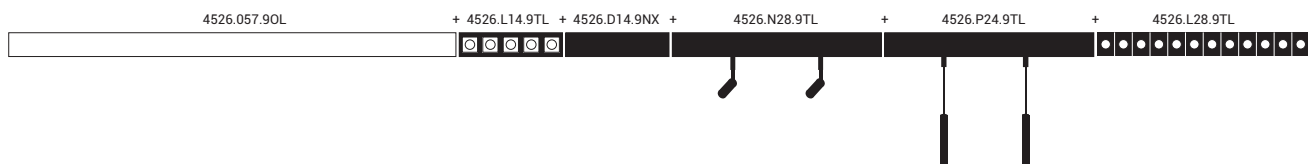
4526.P23.xTL



4526.P24.xTL



Conjugation Example | Ejemplo de Combinación | Exemple de Combinaison



Opaline
Opal
Opale

code:
4x26.xxx.xOL



Prismatic
Prismático
Prismatique

code:
4x26.xxx.xPL



Black
Negro
Noir

code:
4x26.xxx.xBL



KIT EMG
1H



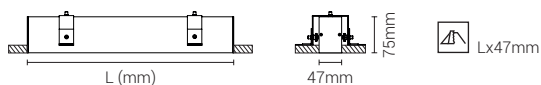

KIT EMG
3H

These fixtures can include these electrical components from 1130mm in length.
Estas luminarias pueden incluir estos componentes eléctricos a partir de 1130mm de longitud.
Ces luminaires peuvent inclure ces composants électriques à partir de 1130mm de longueur.





4026



4026 | IK05 | IP40 | LED Module   

Code	L (mm)	Flow/Power (approx. 183lm/W)
4026.029.xxL	290	1100 lm
4026.043.xxL	430	1650 lm
4026.057.xxL	570	2200 lm
4026.071.xxL	710	2750 lm
4026.085.xxL	850	3300 lm
4026.099.xxL	990	3850 lm
4026.113.xxL	1130	4400 lm
4026.127.xxL	1270	4950 lm
4026.141.xxL	1410	5500 lm
4026.155.xxL	1550	6050 lm
4026.169.xxL	1690	6600 lm
4026.183.xxL	1830	7150 lm
4026.197.xxL	1970	7700 lm
4026.211.xxL	2110	8250 lm
4026.225.xxL	2250	8800 lm
4026.239.xxL	2390	9350 lm
4026.253.xxL	2530	9900 lm
4026.267.xxL	2670	10450 lm
4026.281.xxL	2810	11000 lm
4026.295.xxL	2950	11550 lm
4026.309.xxL	3090	12100 lm
4026.323.xxL	3230	12650 lm
4026.337.xxL	3370	13200 lm
4026.351.xxL	3510	13750 lm
4026.365.xxL	3650	14300 lm
4026.379.xxL	3790	14850 lm
4026.393.xxL	3930	15400 lm
4026.407.xxL	4070	15950 lm
4026.421.xxL	4210	16500 lm
4026.435.xxL	4350	17050 lm
4026.449.xxL	4490	17600 lm
4026.463.xxL	4630	18150 lm
4026.477.xxL	4770	18700 lm
4026.491.xxL	4910	19250 lm
4026.505.xxL	5050	19800 lm

2700K | 3000K | 4000K | 5000K | 6500K

4026 - Aluminum Diffuser | IK05 | IP20 | LED Module   

Code	L (mm)	Flow/Power (approx. 183lm/W)
4026.057.xAL	565	2200 lm
4026.085.xAL	845	3300 lm
4026.113.xAL	1125	4400 lm
4026.141.xAL	1405	5500 lm

2700K | 3000K | 4000K | 5000K | 6500K



1

White
Blanco
Blanc

code:
4x26.xxx.1xL

2

Gray
Gris
Gris

code:
4x26.xxx.2xL

3

Satin Gray
Gris Satinado
Gris Satin

code:
4x26.xxx.3xL

4

Brushed
Cepillado
Brosée

code:
4x26.xxx.4xL

7

Graphite
Grafito
Graphite

code:
4x26.xxx.7xL

9

Black
Negro
Noir

code:
4x26.xxx.9xL

0

RAL on Request
RAL bajo Consulta
RAL sur Demande

Can be installed in continuous lines, with the requested shape and length. It is possible to combine different accessories. See how on the next page.
Puede instalarse en línea continua, con la forma y longitud solicitada. Es posible combinar diferentes accesorios. Ver cómo en la página siguiente.

Peut être installé en lignes continues, avec la forme et la longueur souhaitées. Il est possible de combiner différents accessoires. Voir comment à la page suivante.



4026 Accessories Accesorios Accessoires HF			
Code	L (mm)	Color Finishing	Flow/Power (approx.)
4026.D14.xNX	140	White Black	-
4026.D28.xNX	280	White Black	-
4026.D56.xNX	560	White Black	-
4026.D12.xNX	1120	White Black	-
4026.L28.xTL	280	White Black	7,7W - 1300 lm
4026.L18.xTL	180	Metallized	5W - 700 lm
4026.N14.xTL	140	Color	8,6W - 1350 lm
4026.N28.xTL	280	Color	(2x) 8,6W - 1350 lm
4026.P11.xTL	140	Color	8,6W - 1350 lm
4026.P13.xTL	140	Color	8,6W - 1350 lm
4026.P14.xTL	140	Color	8,6W - 1350 lm
4026.P21.xTL	280	Color	(2x) 8,6W - 1350 lm
4026.P23.xTL	280	Color	(2x) 8,6W - 1350 lm
4026.P24.xTL	280	Color	(2x) 8,6W - 1350 lm

The conjugations and number of modules are defined by the client by adding the codes of the desired accessories and their distribution to the profile code. These conjugations are subject to possible changes. The minimum length for the conjugations is 560mm.

Las combinaciones y el número de módulos son definidas por el cliente al agregar el código de los accesorios deseados y su distribución al código del perfil. Estas combinaciones están sujetas a posibles cambios. La dimensión mínima para las combinaciones es 560mm.

Les combinaisons et le nombre de modules sont définis par le client lors de la commande, en ajoutant le code des accessoires souhaités et leur distribution au code du profil. Ces combinaisons sont sujettes à d'éventuelles modifications. La dimension minimale pour les combinaisons est 560mm.

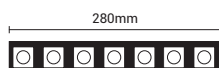
Blind Cover

4026.Dxx.xNX

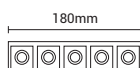


Lenses | Lentes | Lentilles

4026.L28.xTL

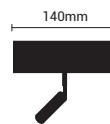


4026.L18.xTL

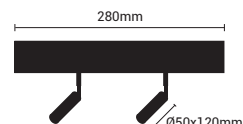


Projector | Proyector | Projecteur

4026.N14.xTL

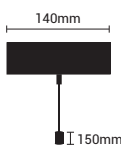


4026.N28.xTL

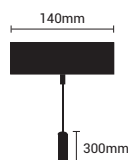


Pendant | Pendiente | Suspension

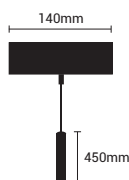
4026.P11.xTL



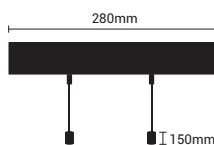
4026.P13.xTL



4026.P14.xTL



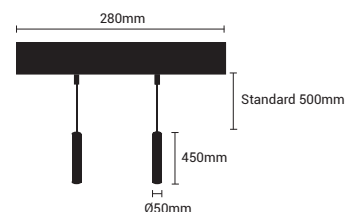
4026.P21.xTL



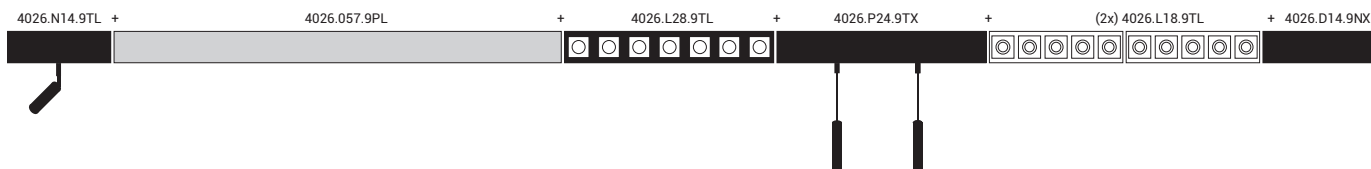
4026.P23.xTL



4026.P24.xTL



Conjugation Example | Ejemplo de Combinación | Exemple de Combinaison



Opaline
Opal
Opale

code:
4x26.xxx.xOL



Prismatic
Prismático
Prismatique

code:
4x26.xxx.xPL



Aluminum
Aluminio
Aluminium

code:
4x26.xxx.xAL



Black
Negro
Noir

code:
4x26.xxx.xBL

KIT EMG
1 H

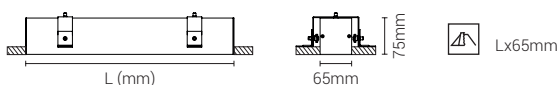

KIT EMG
3 H

These fixtures can include these electrical components from 1130mm in length. Estas luminarias pueden incluir estos componentes eléctricos a partir de 1130mm de longitud. Ces luminaires peuvent inclure ces composants électriques à partir de 1130mm de longueur.





4027



4027 | IK05 | IP40 | LED Module

Code	L (mm)	Flow/Power (approx. 183lm/W)
4027.029.xxL	290	1100 lm
4027.043.xxL	430	1650 lm
4027.057.xxL	570	2200 lm
4027.071.xxL	710	2750 lm
4027.085.xxL	850	3300 lm
4027.099.xxL	990	3850 lm
4027.113.xxL	1130	4400 lm
4027.127.xxL	1270	4950 lm
4027.141.xxL	1410	5500 lm
4027.155.xxL	1550	6050 lm
4027.169.xxL	1690	6600 lm
4027.183.xxL	1830	7150 lm
4027.197.xxL	1970	7700 lm
4027.211.xxL	2110	8250 lm
4027.225.xxL	2250	8800 lm
4027.239.xxL	2390	9350 lm
4027.253.xxL	2530	9900 lm
4027.267.xxL	2670	10450 lm
4027.281.xxL	2810	11000 lm
4027.295.xxL	2950	11550 lm
4027.309.xxL	3090	12100 lm
4027.323.xxL	3230	12650 lm
4027.337.xxL	3370	13200 lm
4027.351.xxL	3510	13750 lm
4027.365.xxL	3650	14300 lm
4027.379.xxL	3790	14850 lm
4027.393.xxL	3930	15400 lm
4027.407.xxL	4070	15950 lm
4027.421.xxL	4210	16500 lm
4027.435.xxL	4350	17050 lm
4027.449.xxL	4490	17600 lm
4027.463.xxL	4630	18150 lm
4027.477.xxL	4770	18700 lm
4027.491.xxL	4910	19250 lm
4027.505.xxL	5050	19800 lm

2700K | 3000K | 4000K | 5000K | 6500K

4027 - Aluminum Diffuser | IK05 | IP20 | LED Module

Code	L (mm)	Flow/Power (approx. 183lm/W)
4027.057.xAL	565	2200 lm
4027.085.xAL	845	3300 lm
4027.113.xAL	1125	4400 lm
4027.141.xAL	1405	5500 lm

2700K | 3000K | 4000K | 5000K | 6500K



1

White
Blanco
Blanc

code:
4x2x.xxx.1xL

2

Gray
Gris
Gris

code:
4x2x.xxx.2xL

3

Satin Gray
Gris Satinado
Gris Satin

code:
4x2x.xxx.3xL

4

Brushed
Cepillado
Brosse

code:
4x2x.xxx.4xL

7

Graphite
Grafito
Graphite

code:
4x2x.xxx.7xL

9

Black
Negro
Noir

code:
4x2x.xxx.9xL

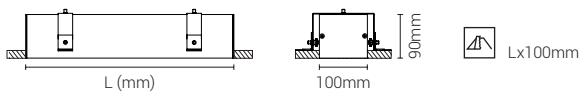

0

RAL on Request
RAL bajo Consulta
RAL sur Demande

Can be installed in continuous lines, with the requested shape and length.
Puede instalarse en línea continua, con la forma y longitud solicitada.
Peut être installé en lignes continues, avec la forme et la longueur souhaitées.



4025



4025 | IK05 | IP40 | LED Module


Code	L (mm)	Flow/Power (approx. 183lm/W)
4025.029.xxL	290	1100 lm
4025.043.xxL	430	1650 lm
4025.057.xxL	570	2200 lm
4025.071.xxL	710	2750 lm
4025.085.xxL	850	3300 lm
4025.099.xxL	990	3850 lm
4025.113.xxL	1130	4400 lm
4025.127.xxL	1270	4950 lm
4025.141.xxL	1410	5500 lm
4025.155.xxL	1550	6050 lm
4025.169.xxL	1690	6600 lm
4025.183.xxL	1830	7150 lm
4025.197.xxL	1970	7700 lm
4025.211.xxL	2110	8250 lm
4025.225.xxL	2250	8800 lm
4025.239.xxL	2390	9350 lm
4025.253.xxL	2530	9900 lm
4025.267.xxL	2670	10450 lm
4025.281.xxL	2810	11000 lm
4025.295.xxL	2950	11550 lm
4025.309.xxL	3090	12100 lm
4025.323.xxL	3230	12650 lm
4025.337.xxL	3370	13200 lm
4025.351.xxL	3510	13750 lm
4025.365.xxL	3650	14300 lm
4025.379.xxL	3790	14850 lm
4025.393.xxL	3930	15400 lm
4025.407.xxL	4070	15950 lm
4025.421.xxL	4210	16500 lm
4025.435.xxL	4350	17050 lm
4025.449.xxL	4490	17600 lm
4025.463.xxL	4630	18150 lm
4025.477.xxL	4770	18700 lm
4025.491.xxL	4910	19250 lm
4025.505.xxL	5050	19800 lm

2700K | 3000K | 4000K | 5000K | 6500K

4025 - Aluminum Diffuser | IK05 | IP20 | LED Module

Code	L (mm)	Flow/Power (approx. 183lm/W)
4025.057.xAL	565	2200 lm
4025.085.xAL	845	3300 lm
4025.113.xAL	1125	4400 lm
4025.141.xAL	1405	5500 lm
4025.257.xAL	565	4400 lm
4025.285.xAL	845	6600 lm
4025.211.xAL	1125	8800 lm
4025.215.xAL	1405	11000 lm

2700K | 3000K | 4000K | 5000K | 6500K



Opaline
Opal
Opale

code:
4x2x.xxx.xOL



Prismatic
Prismatic
Prismatique

code:
4x2x.xxx.xPL



Aluminium
Aluminio
Aluminium

code:
4x2x.xxx.xAL



Black
Negro
Noir


code:
4x27.xxx.xBL



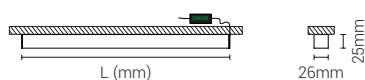
These fixtures can include these electrical components from 1130mm in length.
Estas luminarias pueden incluir estos componentes eléctricos a partir de 1130mm de longitud.
Ces luminaires peuvent inclure ces composants électriques à partir de 1130mm de longueur.



4540 | 4541



Important Information: Remote Driver Included *
Información Importante: Driver Remoto Incluido
Informations Importantes: Driver Déporté Inclus



* Not integrated in the luminaire | No integrado en la luminaria | Pas incorporé dans la luminaire.

4540 IK04 IP40 LED Module		
Code	L (mm)	Flow/Power (approx. 184lm/W)
4540.015.xxL	150	490 lm
4540.029.xxL	290	980 lm
4540.043.xxL	430	1470 lm
4540.057.xxL	570	1960 lm
4540.071.xxL	710	2450 lm
4540.085.xxL	850	2940 lm
4540.099.xxL	990	3430 lm
4540.113.xxL	1130	3920 lm
4540.127.xxL	1270	4410 lm
4540.141.xxL	1410	4900 lm
4540.155.xxL	1550	5390 lm
4540.169.xxL	1690	5880 lm
4540.183.xxL	1830	6370 lm
4540.197.xxL	1970	6860 lm
4540.211.xxL	2110	7350 lm
4540.225.xxL	2250	7840 lm
4540.239.xxL	2390	8330 lm
4540.253.xxL	2530	8820 lm
4540.267.xxL	2670	9310 lm
4540.281.xxL	2810	9800 lm
4540.295.xxL	2950	10290 lm
4540.309.xxL	3090	10780 lm
4540.323.xxL	3230	11270 lm
4540.337.xxL	3370	11760 lm
4540.351.xxL	3510	12250 lm

2700K | 3000K | 4000K | 5000K | 6500K

4541 IK04 IP40 LED Strip		
Code	L (mm)	Flow/Power (approx. 138lm/W)
4541.051.xxL	510	750 lm
4541.061.xxL	610	900 lm
4541.071.xxL	710	1050 lm
4541.081.xxL	810	1200 lm
4541.091.xxL	910	1350 lm
4541.101.xxL	1010	1500 lm
4541.111.xxL	1110	1650 lm
4541.121.xxL	1210	1800 lm
4541.131.xxL	1310	1950 lm
4541.141.xxL	1410	2100 lm
4541.151.xxL	1510	2250 lm
4541.161.xxL	1610	2400 lm
4541.171.xxL	1710	2550 lm
4541.181.xxL	1810	2700 lm
4541.191.xxL	1910	2850 lm
4541.201.xxL	2010	3000 lm
4541.211.xxL	2110	3150 lm
4541.221.xxL	2210	3300 lm
4541.231.xxL	2310	3450 lm
4541.241.xxL	2410	3600 lm
4541.251.xxL	2510	3750 lm
4541.261.xxL	2610	3900 lm
4541.271.xxL	2710	4050 lm
4541.281.xxL	2810	4200 lm
4541.291.xxL	2910	4350 lm
4541.301.xxL	3010	4500 lm


2700K | 3000K | 4000K | 6500K | RGB on Request

1-10V on Request | 1-10V bajo Pedido | 1-10V sur Demande.

4541 IK04 IP65 Driver IP20 LED Strip		
Code	L (mm)	Flow/Power (approx. 83,2lm/W)
4541.052.xxL	520	610 lm
4541.062.xxL	620	732 lm
4541.072.xxL	720	854 lm
4541.082.xxL	820	976 lm
4541.092.xxL	920	1098 lm
4541.102.xxL	1020	1220 lm
4541.112.xxL	1120	1342 lm
4541.122.xxL	1220	1464 lm
4541.132.xxL	1320	1586 lm
4541.142.xxL	1420	1708 lm
4541.152.xxL	1520	1830 lm
4541.162.xxL	1620	1952 lm
4541.172.xxL	1720	2074 lm
4541.182.xxL	1820	2196 lm
4541.192.xxL	1920	2318 lm
4541.202.xxL	2020	2440 lm
4541.212.xxL	2120	2562 lm
4541.222.xxL	2220	2684 lm
4541.232.xxL	2320	2806 lm
4541.242.xxL	2420	2928 lm
4541.252.xxL	2520	3050 lm
4541.262.xxL	2620	3172 lm
4541.272.xxL	2720	3294 lm
4541.282.xxL	2820	3416 lm
4541.292.xxL	2920	3538 lm
4541.302.xxL	3020	3660 lm

2700K | 3000K | 4000K | 6000K | RGB on Request

1-10V on Request | 1-10V bajo Pedido | 1-10V sur Demande.



1

White
Blanco
Blanc

code:
4x4x.xxx.10L

2

Gray
Gris
Gris

code:
4x4x.xxx.20L

3

Satin Gray
Gris Satinado
Gris Satin

code:
4x4x.xxx.30L

4

Brushed
Cepillado
Brossé

code:
4x4x.xxx.40L

7

Graphite
Grafito
Graphite

code:
4x4x.xxx.70L

9

Black
Negro
Noir

code:
4x4x.xxx.90L

0

RAL on Request
RAL bajo Consulta
RAL sur Demande

Can be installed in continuous lines, with the requested shape and length. In the profile 4540 IP40 LED module, it is possible to combine different accessories. See how on the next page.
Puede instalarse en línea continua, con la forma y longitud solicitada. En el módulo LED perfil 4540 IP40, es posible combinar diferentes accesorios. Ver cómo en la página siguiente.

Peut être installé en lignes continues, avec la forme et la longueur souhaitées. Dans le module LED profil 4540 IP40, il est possible de combiner différents accessoires. Voir comment à la page suivante.



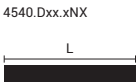
4540 Accessories Accesorios Accessoires			
Code	L (mm)	Color Finishing	Flow/Power (approx.)
4540.D14.xNX	140	White Black	-
4540.D28.xNX	280	White Black	-
4540.D56.xNX	560	White Black	-
4540.D12.xNX	1120	White Black	-
4540.L14.xTL	140	White Black	5W - 700 lm
4540.L28.xTL	280	White Black	6.5W - 1000 lm
4540.N07.xTL	70	Color	1W - 140 lm
4540.N14.xTL	140	Color	(2x) 1W - 140 lm
4540.N28.xTL	280	Color	(3x) 1W - 140 lm
4540.P11.xTL	140	Color	1W - 140 lm
4540.P13.xTL	140	Color	1W - 140 lm
4540.P14.xTL	140	Color	1W - 140 lm
4540.P21.xTL	280	Color	(2x) 1W - 140 lm
4540.P23.xTL	280	Color	(2x) 1W - 140 lm
4540.P24.xTL	280	Color	(2x) 1W - 140 lm

The conjugations and number of modules are defined by the client by adding the codes of the desired accessories and their distribution to the profile code. These conjugations are subject to possible changes. Multiple conjugations mean more than one **remote driver**. The minimum length for the conjugations is 560mm.

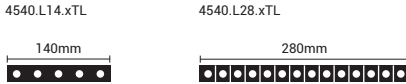
Las combinaciones y el número de módulos son definidas por el cliente al agregar el código de los accesorios deseados y su distribución al código del perfil. Estas combinaciones están sujetas a posibles cambios. Varias combinaciones significan más de uno **driver remoto**. La dimensión mínima para las combinaciones es 560mm.

Les combinaisons et le nombre de modules sont définis par le client lors de la commande, en ajoutant le code des accessoires souhaités et leur distribution au code du profil. Ces combinaisons sont sujettes à d'éventuelles modifications. Plusieurs combinaisons signifient plus qu'un **driver à la distance**. La dimension minimale pour les combinaisons est 560mm.

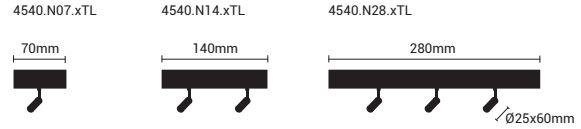
Blind Cover



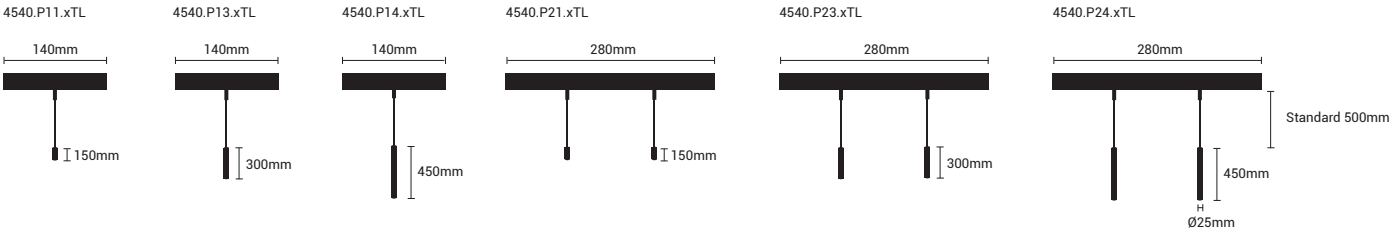
Lenses | Lentes | Lentilles



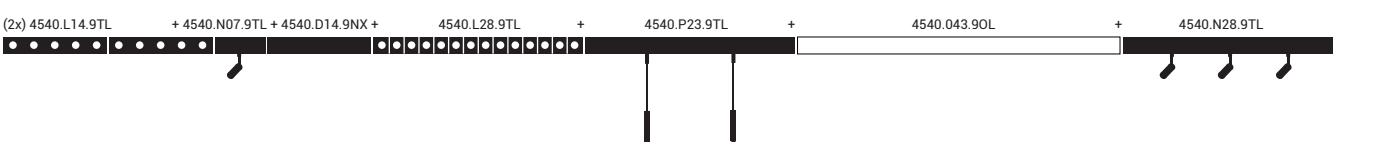
Projector | Proyector | Projecteur



Pendant | Pendiente | Suspension



Conjugation Example | Ejemplo de Combinación | Exemple de Combinaison



Opaline
Opal
Opale

code:
4x4x.xxx.xOL

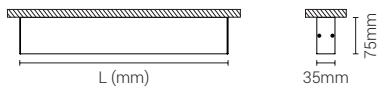
Black
Negro
Noir

code:
4x4x.xxx.xBL





4046



4046 IK04 IP40 LED Module		
Code	L (mm)	Flow/Power (approx. 183lm/W)
4046.029.xxL	290	1100 lm
4046.043.xxL	430	1650 lm
4046.057.xxL	570	2200 lm
4046.071.xxL	710	2750 lm
4046.085.xxL	850	3300 lm
4046.099.xxL	990	3850 lm
4046.113.xxL	1130	4400 lm
4046.127.xxL	1270	4950 lm
4046.141.xxL	1410	5500 lm
4046.155.xxL	1550	6050 lm
4046.169.xxL	1690	6600 lm
4046.183.xxL	1830	7150 lm
4046.197.xxL	1970	7700 lm
4046.211.xxL	2110	8250 lm
4046.225.xxL	2250	8800 lm
4046.239.xxL	2390	9350 lm
4046.253.xxL	2530	9900 lm
4046.267.xxL	2670	10450 lm
4046.281.xxL	2810	11000 lm
4046.295.xxL	2950	11550 lm
4046.309.xxL	3090	12100 lm
4046.323.xxL	3230	12650 lm
4046.337.xxL	3370	13200 lm
4046.351.xxL	3510	13750 lm
4046.365.xxL	3650	14300 lm
4046.379.xxL	3790	14850 lm
4046.393.xxL	3930	15400 lm
4046.407.xxL	4070	15950 lm
4046.421.xxL	4210	16500 lm
4046.435.xxL	4350	17050 lm
4046.449.xxL	4490	17600 lm
4046.463.xxL	4630	18150 lm
4046.477.xxL	4770	18700 lm
4046.491.xxL	4910	19250 lm
4046.505.xxL	5050	19800 lm

2700K | 3000K | 4000K | 5000K | 6500K



1

White
Blanco
Blanc

code:
4x46.xxx.1xL

2

Gray
Gris
Gris

code:
4x46.xxx.2xL

3

Satin Gray
Gris Satinado
Gris Satin

code:
4x46.xxx.3xL

4

Brushed
Cepillado
Brosse

code:
4x46.xxx.4xL

7

Graphite
Grafito
Graphite

code:
4x46.xxx.7xL

9

Black
Negro
Noir

code:
4x46.xxx.9xL

0

RAL on Request
RAL bajo Consulta
RAL sur Demande

Can be installed in continuous lines, with the requested shape and length. It is possible to combine different accessories. See how on the next page. Puede instalarse en línea continua, con la forma y longitud solicitada. Es posible combinar diferentes accesorios. Ver cómo en la página siguiente.

Peut être installé en lignes continues, avec la forme et la longueur souhaitées. Il est possible de combiner différents accessoires. Voir comment à la page suivante.



4046 Accessories Accesorios Accessoires HF			
Code	L (mm)	Color Finishing	Flow/Power (approx.)
4046.D14.xNX	140	White Black	-
4046.D28.xNX	280	White Black	-
4046.D56.xNX	560	White Black	-
4046.D12.xNX	1120	White Black	-
4046.L14.xTL	140	White Black	5W - 700 lm
4046.L28.xTL	285	White Black	12W - 1700 lm
4046.N14.xTL	140	Color	3.5W - 500 lm
4046.N28.xTL	280	Color	(2x) 3.5W - 500 lm
4046.P11.xTL	140	Color	3.5W - 500 lm
4046.P13.xTL	140	Color	3.5W - 500 lm
4046.P14.xTL	140	Color	3.5W - 500 lm
4046.P21.xTL	280	Color	(2x) 3.5W - 500 lm
4046.P23.xTL	280	Color	(2x) 3.5W - 500 lm
4046.P24.xTL	280	Color	(2x) 3.5W - 500 lm

The conjugations and number of modules are defined by the client by adding the codes of the desired accessories and their distribution to the profile code. These conjugations are subject to possible changes. The minimum length for the conjugations is 560mm.

Las combinaciones y el número de módulos son definidas por el cliente al agregar el código de los accesorios deseados y su distribución al código del perfil. Estas combinaciones están sujetas a posibles cambios. La dimensión mínima para las combinaciones es 560mm.

Les combinaisons et le nombre de modules sont définis par le client lors de la commande, en ajoutant le code des accessoires souhaités et leur distribution au code du profil. Ces combinaisons sont sujettes à d'éventuelles modifications. La dimension minimale pour les combinaisons est 560mm.

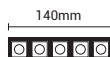
Blind Cover

4046.Dxx.xNX



Lenses | Lentas | Lentillas

4046.L14.xTL

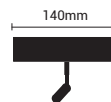


4046.L28.xTL

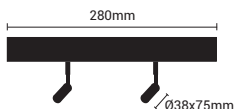


Projector | Proyector | Projecteur

4046.N14.xTL

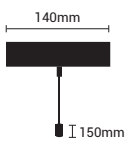


4046.N28.xTL

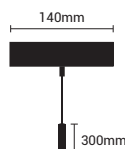


Pendant | Pendiente | Suspension

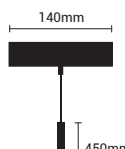
4046.P11.xTL



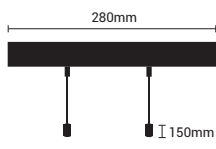
4046.P13.xTL



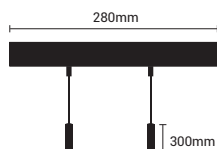
4046.P14.xTL



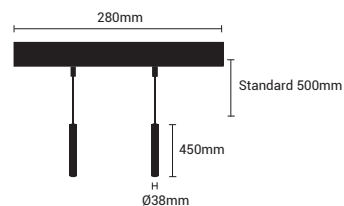
4046.P21.xTL



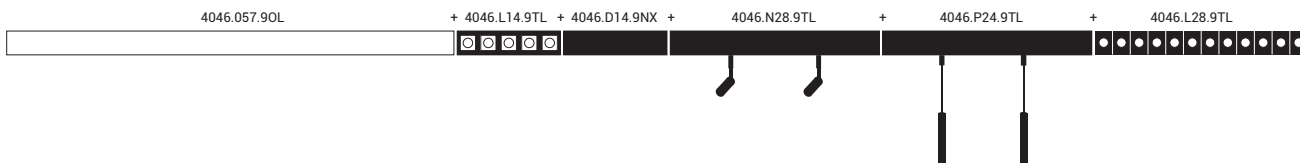
4046.P23.xTL



4046.P24.xTL



Conjugation Example | Ejemplo de Combinación | Exemple de Combinaison



Opaline
Opal
Opale

code:
4x46.xxx.xOL



Prismatic
Prismatic
Prismatique

code:
4x46.xxx.xPL



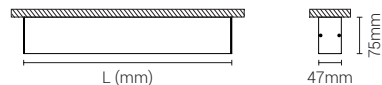
Black
Negro
Noir

code:
4x46.xxx.xBL





4041



4041 IK05 IP40 LED Module		
Code	L (mm)	Flow/Power (approx. 183lm/W)
4041.029.xxL	290	1100 lm
4041.043.xxL	430	1650 lm
4041.057.xxL	570	2200 lm
4041.071.xxL	710	2750 lm
4041.085.xxL	850	3300 lm
4041.099.xxL	990	3850 lm
4041.113.xxL	1130	4400 lm
4041.127.xxL	1270	4950 lm
4041.141.xxL	1410	5500 lm
4041.155.xxL	1550	6050 lm
4041.169.xxL	1690	6600 lm
4041.183.xxL	1830	7150 lm
4041.197.xxL	1970	7700 lm
4041.211.xxL	2110	8250 lm
4041.225.xxL	2250	8800 lm
4041.239.xxL	2390	9350 lm
4041.253.xxL	2530	9900 lm
4041.267.xxL	2670	10450 lm
4041.281.xxL	2810	11000 lm
4041.295.xxL	2950	11550 lm
4041.309.xxL	3090	12100 lm
4041.323.xxL	3230	12650 lm
4041.337.xxL	3370	13200 lm
4041.351.xxL	3510	13750 lm
4041.365.xxL	3650	14300 lm
4041.379.xxL	3790	14850 lm
4041.393.xxL	3930	15400 lm
4041.407.xxL	4070	15950 lm
4041.421.xxL	4210	16500 lm
4041.435.xxL	4350	17050 lm
4041.449.xxL	4490	17600 lm
4041.463.xxL	4630	18150 lm
4041.477.xxL	4770	18700 lm
4041.491.xxL	4910	19250 lm
4041.505.xxL	5050	19800 lm

2700K | 3000K | 4000K | 5000K | 6500K

4041 - Aluminium Diffuser IK05 IP20 LED Module		
Code	L (mm)	Flow/Power (approx. 183lm/W)
4041.057.xAL	565	2200 lm
4041.085.xAL	845	3300 lm
4041.113.xAL	1125	4400 lm
4041.141.xAL	1405	5500 lm

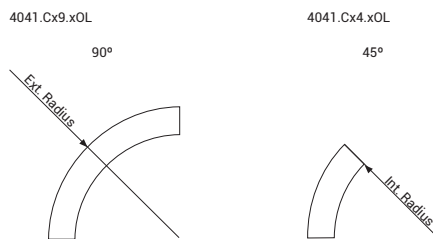
2700K | 3000K | 4000K | 5000K | 6500K

4041 - Three-phase Rail IK05 IP20		
Code	L (mm)	System
4041.T10.xCX	1090	Three-phase Rail 1000 mm
4041.T20.xCX	2090	Three-phase Rail 2000 mm
4041.T30.xCX	3090	Three-phase Rail 3000 mm


4041 Curves IK05 IP40 LED Module				
Code	Int. Radius (mm)	Ext. Radius (mm)	Angle (°)	Flow/Power (approx. 183lm/W)
4041.C59.xOL	520,5	567,5	90	3300 lm
4041.C54.xOL	520,5	567,5	45	1650 lm
4041.C69.xOL	620,5	667,5	90	3850 lm
4041.C79.xOL	720,5	767,5	90	4400 lm
4041.C74.xOL	720,5	767,5	45	2200 lm
4041.C89.xOL	820,5	867,5	90	4950 lm
4041.C99.xOL	920,5	967,5	90	5500 lm
4041.C94.xOL	920,5	967,5	45	2750 lm
4041.C19.xOL	1045,5	1092,5	90	6600 lm
4041.C14.xOL	1045,5	1092,5	45	3300 lm
4041.C29.xOL	1245,5	1292,5	90	7700 lm
4041.C24.xOL	1245,5	1292,5	45	3850 lm

2700K | 3000K | 4000K | 5000K | 6500K

Curves | Curvas | Courbes



Conjugation Example | Ejemplo de Combinación | Exemple de Combinaison



The conjugations and number of curves are defined by the client by adding the codes of the desired curves and their distribution to the profile code. These conjugations are subject to possible changes. The diffuser of the curves is always opaline.

Las combinaciones y el número de curvas son definidas por el cliente al agregar el código de las curvas deseadas y su distribución al código del perfil. Estas combinaciones están sujetas a posibles cambios. El difusor de las curvas es siempre opal.

Les combinaisons et nombre de courbes sont définis par le client, en ajoutant le code des courbes souhaitées et leur distribution au code du profil. Ces combinaisons sont sujettes à d'éventuelles modifications. Le diffuseur des courbes est toujours opaline.



1

White
Blanco
Blanc

code:
4x41.xxx.1xL

2

Gray
Gris
Gris

code:
4x41.xxx.2xL

3

Satin Gray
Gris Satinado
Gris Satin

code:
4x41.xxx.3xL

4

Brushed
Cepillado
Brosse

code:
4x41.xxx.4xL

7

Graphite
Grafito
Graphite

code:
4x41.xxx.7xL

9

Black
Negro
Noir

code:
4x41.xxx.9xL

0

RAL on Request
RAL bajo Consulta
RAL sur Demande

Can be installed in continuous lines, with the requested shape and length. It is possible to combine different accessories. See how on the next page.
Puede instalarse en línea continua, con la forma y longitud solicitada. Es posible combinar diferentes accesorios. Ver cómo en la página siguiente.

Peut être installé en lignes continues, avec la forme et la longueur souhaitées. Il est possible de combiner différents accessoires. Voir comment à la page suivante.



4041 Accessories Accesorios Accessoires HF			
Code	L (mm)	Color Finishing	Flow/Power (approx.)
4041.D14.xNX	140	White Black	-
4041.D28.xNX	280	White Black	-
4041.D56.xNX	560	White Black	-
4041.D12.xNX	1120	White Black	-
4041.L28.xTL	280	White Black	7,7W - 1300 lm
4041.L18.xTL	180	Metallized	5W - 700 lm
4041.N14.xTL	140	Color	8,6W - 1350 lm
4041.N28.xTL	280	Color	(2x) 8,6W - 1350 lm
4041.P11.xTL	140	Color	8,6W - 1350 lm
4041.P13.xTL	140	Color	8,6W - 1350 lm
4041.P14.xTL	140	Color	8,6W - 1350 lm
4041.P21.xTL	280	Color	(2x) 8,6W - 1350 lm
4041.P23.xTL	280	Color	(2x) 8,6W - 1350 lm
4041.P24.xTL	280	Color	(2x) 8,6W - 1350 lm

The conjugations and number of modules are defined by the client by adding the codes of the desired accessories and their distribution to the profile code. These conjugations are subject to possible changes. The minimum length for the conjugations is 560mm.

Las combinaciones y el número de módulos son definidas por el cliente al agregar el código de los accesorios deseados y su distribución al código del perfil. Estas combinaciones están sujetas a posibles cambios. La dimensión mínima para las combinaciones es 560mm.

Les combinaisons et le nombre de modules sont définis par le client lors de la commande, en ajoutant le code des accessoires souhaités et leur distribution au code du profil. Ces combinaisons sont sujettes à d'éventuelles modifications. La dimension minimale pour les combinaisons est 560mm.

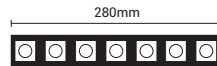
Blind Cover

4041.Dxx.xNX

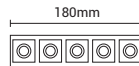


Lenses | Lentes | Lentilles

4041.L28.xTL

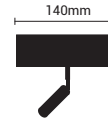


4041.L18.xTL

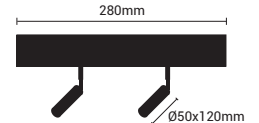


Projector | Proyector | Projecteur

4041.N14.xTL

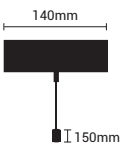


4041.N28.xTL

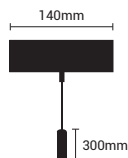


Pendant | Pendiente | Suspension

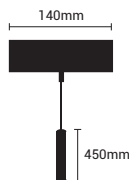
4041.P11.xTL



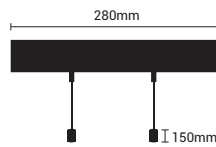
4041.P13.xTL



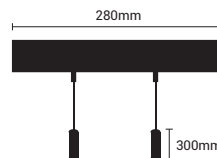
4041.P14.xTL



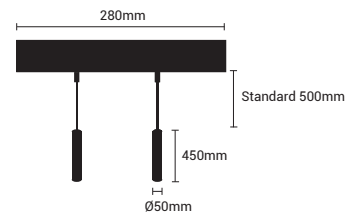
4041.P21.xTL



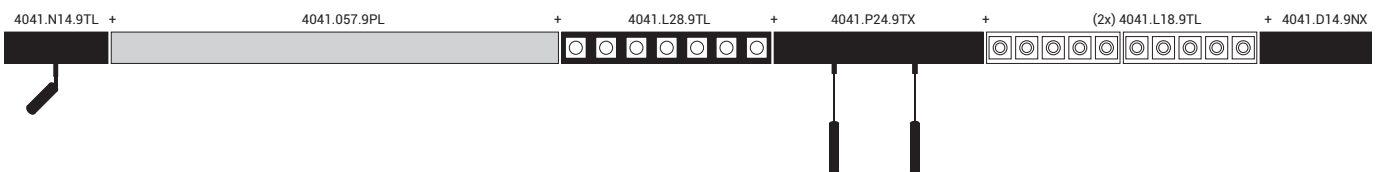
4041.P23.xTL



4041.P24.xTL



Conjugation Example | Ejemplo de Combinación | Exemple de Combinaison



Opaline
Opal
Opale

code:
4x41.xxx.xOL



Prismatic
Prismático
Prismatique

code:
4x41.xxx.xPL



Aluminum
Aluminio
Aluminium

code:
4x41.xxx.xAL



Three-phase Rail
Rail Trifásico
Rail Triphasé

code:
4041.xxx.xCX



Black
Negro
Noir

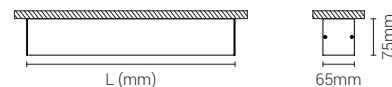
code:
4x41.xxx.xBL



These fixtures can include these electrical components from 1130mm in length. Estas luminarias pueden incluir estos componentes eléctricos a partir de 1130mm de longitud. Ces luminaires peuvent inclure ces composants électriques à partir de 1130mm de longueur.



4042



This reference has the possibility of the 3R version.
Esta referencia tiene la posibilidad de la versión 3R.
Cette référence a la possibilité de la version 3R.

4042 IK05 IP40 LED Module		
Code	L (mm)	Flow/Power (approx. 183lm/W)
4042.029.xxL	290	1100 lm
4042.043.xxL	430	1650 lm
4042.057.xxL	570	2200 lm
4042.071.xxL	710	2750 lm
4042.085.xxL	850	3300 lm
4042.099.xxL	990	3850 lm
4042.113.xxL	1130	4400 lm
4042.127.xxL	1270	4950 lm
4042.141.xxL	1410	5500 lm
4042.155.xxL	1550	6050 lm
4042.169.xxL	1690	6600 lm
4042.183.xxL	1830	7150 lm
4042.197.xxL	1970	7700 lm
4042.211.xxL	2110	8250 lm
4042.225.xxL	2250	8800 lm
4042.239.xxL	2390	9350 lm
4042.253.xxL	2530	9900 lm
4042.267.xxL	2670	10450 lm
4042.281.xxL	2810	11000 lm
4042.295.xxL	2950	11550 lm
4042.309.xxL	3090	12100 lm
4042.323.xxL	3230	12650 lm
4042.337.xxL	3370	13200 lm
4042.351.xxL	3510	13750 lm
4042.365.xxL	3650	14300 lm
4042.379.xxL	3790	14850 lm
4042.393.xxL	3930	15400 lm
4042.407.xxL	4070	15950 lm
4042.421.xxL	4210	16500 lm
4042.435.xxL	4350	17050 lm
4042.449.xxL	4490	17600 lm
4042.463.xxL	4630	18150 lm
4042.477.xxL	4770	18700 lm
4042.491.xxL	4910	19250 lm
4042.505.xxL	5050	19800 lm

2700K | 3000K | 4000K | 5000K | 6500K

4042 - Aluminum Diffuser IK05 IP20 LED Module		
Code	L (mm)	Flow/Power (approx. 183lm/W)
4042.057.xAL	565	2200 lm
4042.085.xAL	845	3300 lm
4042.113.xAL	1125	4400 lm
4042.141.xAL	1405	5500 lm

2700K | 3000K | 4000K | 5000K | 6500K

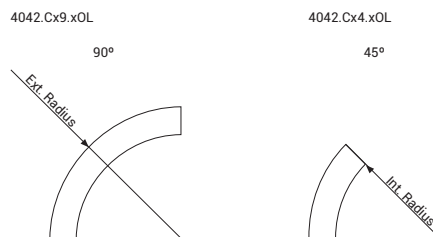
4042 - 3R IK05 IP40 LED Module		
Code	L (mm)	Flow/Power (approx.)
4042.212.xLL	574	23W - 3700 lm
4042.312.xLL	861	35W - 5550 lm
4042.412.xLL	1148	46W - 7400 lm
4042.512.xLL	1435	58W - 9250 lm
4042.217.xLL	574	35W - 5090 lm
4042.317.xLL	861	52W - 7635 lm
4042.417.xLL	1148	70W - 10180 lm
4042.517.xLL	1435	87W - 12725 lm

2700K | 3000K | 4000K

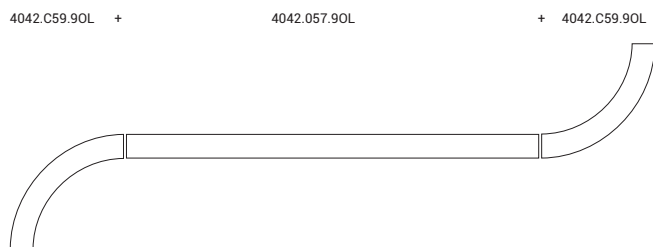
4042 Curves IK05 IP40 LED Module				
Code	Int. Radius (mm)	Ext. Radius (mm)	Angle (°)	Flow/Power (approx. 183lm/W)
4042.C59.xOL	520	585	90	3300 lm
4042.C54.xOL	520	585	45	1650 lm
4042.C69.xOL	620	685	90	3850 lm
4042.C79.xOL	720	785	90	4400 lm
4042.C74.xOL	720	785	45	2200 lm
4042.C89.xOL	820	885	90	4950 lm
4042.C99.xOL	920	985	90	5500 lm
4042.C94.xOL	920	985	45	2750 lm
4042.C19.xOL	1045	1110	90	6600 lm
4042.C14.xOL	1045	1110	45	3300 lm
4042.C29.xOL	1245	1310	90	7700 lm
4042.C24.xOL	1245	1310	45	3850 lm

2700K | 3000K | 4000K | 5000K | 6500K

Curves | Curvas | Courbes



Conjugation Example | Ejemplo de Combinación | Exemple de combinaison



The conjugations and number of curves are defined by the client by adding the codes of the desired curves and their distribution to the profile code. These conjugations are subject to possible changes. The diffuser of the curves is always opaline.

Las combinaciones y el número de curvas son definidas por el cliente al agregar el código de las curvas deseadas y su distribución al código del perfil. Estas combinaciones están sujetas a posibles cambios. El difusor de las curvas es siempre opal.

Les combinaisons et nombre de courbes sont définis par le client, en ajoutant le code des courbes souhaitées et leur distribution au code du profil. Ces combinaisons sont sujettes à d'éventuelles modifications. Le diffuseur des courbes est toujours opaline.



1

White
Blanco
Blanc

code:
4x4x.xxx.1xL

2

Gray
Gris
Gris

code:
4x4x.xxx.2xL

3

Satin Gray
Gris Satinado
Gris Satin

code:
4x4x.xxx.3xL

4

Brushed
Cepillado
Brosse

code:
4x4x.xxx.4xL

7

Graphite
Grafito
Graphite

code:
4x4x.xxx.7xL

9

Black
Negro
Noir

code:
4x4x.xxx.9xL

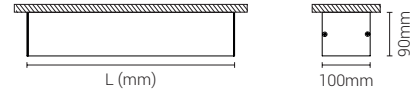

0

RAL on Request
RAL bajo Consulta
RAL sur Demande

Can be installed in continuous lines, with the requested shape and length.
Puede instalarse en línea continua, con la forma y longitud solicitada.
Peut être installé en lignes continues, avec la forme et la longueur souhaitées.



4043



4043 | IK05 | IP40 | LED Module



Code	L (mm)	Flow/Power (approx. 183lm/W)
4043.029.xxL	290	1100 lm
4043.043.xxL	430	1650 lm
4043.057.xxL	570	2200 lm
4043.071.xxL	710	2750 lm
4043.085.xxL	850	3300 lm
4043.099.xxL	990	3850 lm
4043.113.xxL	1130	4400 lm
4043.127.xxL	1270	4950 lm
4043.141.xxL	1410	5500 lm
4043.155.xxL	1550	6050 lm
4043.169.xxL	1690	6600 lm
4043.183.xxL	1830	7150 lm
4043.197.xxL	1970	7700 lm
4043.211.xxL	2110	8250 lm
4043.225.xxL	2250	8800 lm
4043.239.xxL	2390	9350 lm
4043.253.xxL	2530	9900 lm
4043.267.xxL	2670	10450 lm
4043.281.xxL	2810	11000 lm
4043.295.xxL	2950	11550 lm
4043.309.xxL	3090	12100 lm
4043.323.xxL	3230	12650 lm
4043.337.xxL	3370	13200 lm
4043.351.xxL	3510	13750 lm
4043.365.xxL	3650	14300 lm
4043.379.xxL	3790	14850 lm
4043.393.xxL	3930	15400 lm
4043.407.xxL	4070	15950 lm
4043.421.xxL	4210	16500 lm
4043.435.xxL	4350	17050 lm
4043.449.xxL	4490	17600 lm
4043.463.xxL	4630	18150 lm
4043.477.xxL	4770	18700 lm
4043.491.xxL	4910	19250 lm
4043.505.xxL	5050	19800 lm

2700K | 3000K | 4000K | 5000K | 6500K

4043 - Aluminum Diffuser | IK05 | IP20 | LED Module



Code	L (mm)	Flow/Power (approx. 183lm/W)
4043.057.xAL	565	2200 lm
4043.085.xAL	845	3300 lm
4043.113.xAL	1125	4400 lm
4043.141.xAL	1405	5500 lm
4043.257.xAL	565	4400 lm
4043.285.xAL	845	6600 lm
4043.211.xAL	1125	8800 lm
4043.215.xAL	1405	11000 lm

2700K | 3000K | 4000K | 5000K | 6500K



Opaline
Opal
Opale

code:
4x4x.xxx.xOL



Prismatic
Prismático
Prismatique

code:
4x4x.xxx.xPL



Aluminum
Aluminio
Aluminium

code:
4x4x.xxx.xAL



3R

code:
4x42.xxx.xLL



Black
Negro
Noir

code:
4x42.xxx.xBL



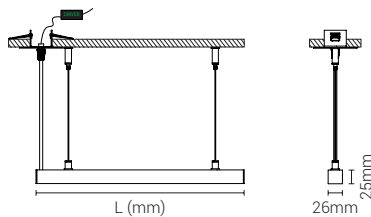
These fixtures can include these electrical components from 1130mm in length.
Estas luminarias pueden incluir estos componentes eléctricos a partir de 1130mm de longitud.
Ces luminaires peuvent inclure ces composants électriques à partir de 1130mm de longueur.



4550 | 4551



Important Information: Remote Driver Included *
Información Importante: Driver Remoto Incluido
Informations Importantes: Driver Déporté Inclus



* Not integrated in the luminaire | No integrado en la luminaria | Pas incorporé dans la luminaire.

4551 | IK04 | IP40 | LED Strip

Code	L (mm)	Flow/Power (approx. 138lm/W)
4551.051.xxL	510	750 lm
4551.061.xxL	610	900 lm
4551.071.xxL	710	1050 lm
4551.081.xxL	810	1200 lm
4551.091.xxL	910	1350 lm
4551.101.xxL	1010	1500 lm
4551.111.xxL	1110	1650 lm
4551.121.xxL	1210	1800 lm
4551.131.xxL	1310	1950 lm
4551.141.xxL	1410	2100 lm
4551.151.xxL	1510	2250 lm
4551.161.xxL	1610	2400 lm
4551.171.xxL	1710	2550 lm
4551.181.xxL	1810	2700 lm
4551.191.xxL	1910	2850 lm
4551.201.xxL	2010	3000 lm
4551.211.xxL	2110	3150 lm
4551.221.xxL	2210	3300 lm
4551.231.xxL	2310	3450 lm
4551.241.xxL	2410	3600 lm
4551.251.xxL	2510	3750 lm
4551.261.xxL	2610	3900 lm
4551.271.xxL	2710	4050 lm
4551.281.xxL	2810	4200 lm
4551.291.xxL	2910	4350 lm
4551.301.xxL	3010	4500 lm

2700K | 3000K | 4000K | 6500K | RGB on Request

1-10V on Request | 1-10V bajo Pedido | 1-10V sur Demande.

Accessories | Accesorios | Accessoires

Standard/Included	Option			
5084.FER.xxx 5184.FER.xxx Round Recessed Ceiling Rose 4550: Ø55mm 4551: Ø80mm	5084.FEQ.xxx 5184.FEQ.xxx Squared Recessed Ceiling Rose 4550: 50x50mm 4551: 80x80mm	5084.CDR.xxx Driver Box	5084.COS.xxx Suspension Cables Standard/Included 1,5m 5084.xAx.xxx Power Cable Standard/Included 1,5m Other Lengths Page 243	



1

White
Blanco
Blanc

code:
4x5x.xxx.10L

2

Gray
Gris
Gris

code:
4x5x.xxx.20L

3

Satin Gray
Gris Satinado
Gris Satin

code:
4x5x.xxx.30L

4

Brushed
Cepillado
Brossé

code:
4x5x.xxx.40L

7

Graphite
Grafito
Graphite

code:
4x5x.xxx.70L

9

Black
Negro
Noir

code:
4x5x.xxx.90L

0

RAL on Request
RAL bajo Consulta
RAL sur Demande

Can be installed in continuous lines, with the requested shape and length. Driver with IP65 on request. In profile 4550 IP40 LED module, it is possible to combine different accessories. See how on the next page | Puede instalarse en línea continua, con la forma y longitud solicitada. Driver con IP65 a pedido. En el módulo LED perfil 4550 IP40, es posible combinar diferentes accesorios. Ver cómo en la página siguiente | Peut être installé en lignes continues, avec la forme et la longueur souhaitées. Driver avec IP65 sur demande. Dans le module LED profil 4550 IP40, il est possible de combiner différents accessoires. Voir comment à la page suivante.

4550 | IK04 | IP40 | LED Module

Code	L (mm)	Flow/Power (approx. 184lm/W)
4550.015.xxL	150	490 lm
4550.029.xxL	290	980 lm
4550.043.xxL	430	1470 lm
4550.057.xxL	570	1960 lm
4550.071.xxL	710	2450 lm
4550.085.xxL	850	2940 lm
4550.099.xxL	990	3430 lm
4550.113.xxL	1130	3920 lm
4550.127.xxL	1270	4410 lm
4550.141.xxL	1410	4900 lm
4550.155.xxL	1550	5390 lm
4550.169.xxL	1690	5880 lm
4550.183.xxL	1830	6370 lm
4550.197.xxL	1970	6860 lm
4550.211.xxL	2110	7350 lm
4550.225.xxL	2250	7840 lm
4550.239.xxL	2390	8330 lm
4550.253.xxL	2530	8820 lm
4550.267.xxL	2670	9310 lm
4550.281.xxL	2810	9800 lm
4550.295.xxL	2950	10290 lm
4550.309.xxL	3090	10780 lm
4550.323.xxL	3230	11270 lm
4550.337.xxL	3370	11760 lm
4550.351.xxL	3510	12250 lm

2700K | 3000K | 4000K | 5000K | 6500K



4550 Accessories Accesorios Accessoires			
Code	L (mm)	Color Finishing	Flow/Power (approx.)
4550.D14.xNX	140	White Black	-
4550.D28.xNX	280	White Black	-
4550.D56.xNX	560	White Black	-
4550.D12.xNX	1120	White Black	-
4550.L14.xTL	140	White Black	5W - 700 lm
4550.L28.xTL	280	White Black	6.5W - 1000 lm
4550.N07.xTL	70	Color	1W - 140 lm
4550.N14.xTL	140	Color	(2x) 1W - 140 lm
4550.N28.xTL	280	Color	(3x) 1W - 140 lm
4550.P11.xTL	140	Color	1W - 140 lm
4550.P13.xTL	140	Color	1W - 140 lm
4550.P14.xTL	140	Color	1W - 140 lm
4550.P21.xTL	280	Color	(2x) 1W - 140 lm
4550.P23.xTL	280	Color	(2x) 1W - 140 lm
4550.P24.xTL	280	Color	(2x) 1W - 140 lm

The conjugations and number of modules are defined by the client by adding the codes of the desired accessories and their distribution to the profile code. These conjugations are subject to possible changes.

Multiple conjugations mean more than one **remote driver**.

The minimum length for the conjugations is 560mm.

Las combinaciones y el número de módulos son definidas por el cliente al agregar el código de los accesorios deseados y su distribución al código del perfil. Estas combinaciones están sujetas a posibles cambios. Varias combinaciones significan más de uno **driver remoto**.

La dimensión mínima para las combinaciones es 560mm.

Les combinaisons et le nombre de modules sont définis par le client lors de la commande, en ajoutant le code des accessoires souhaités et leur distribution au code du profil. Ces combinaisons sont sujettes à d'éventuelles modifications. Plusieurs combinaisons signifient plusieurs **drivers à distance**. La dimension minimale pour les combinaisons est 560mm.

Blind Cover

4550.Dxx.xNX



Lenses | Lentes | Lentilles

4550.L14.xTL



4550.L28.xTL

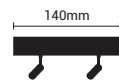


Projector | Proyector | Projecteur

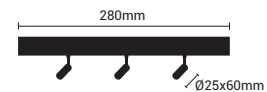
4550.N07.xTL



4550.N14.xTL

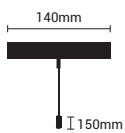


4550.N28.xTL

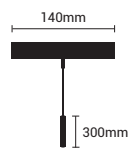


Pendant | Pendiente | Suspension

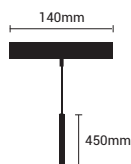
4550.P11.xTL



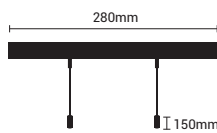
4550.P13.xTL



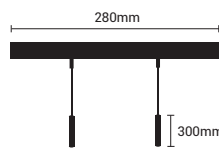
4550.P14.xTL



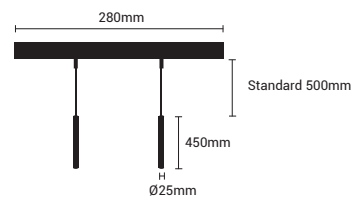
4550.P21.xTL



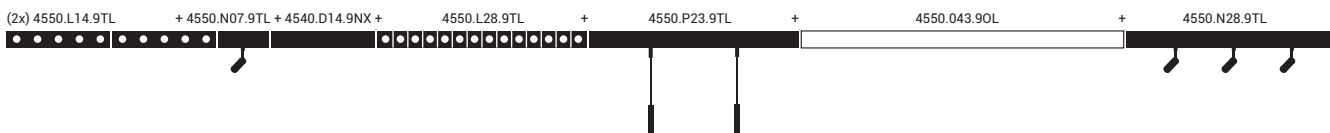
4550.P23.xTL



4550.P24.xTL



Conjugation Example | Ejemplo de Combinación | Exemple de Combinaison



Opaline
Opal
Opale

code:
4x5x.xxx.xOL



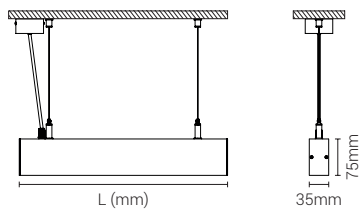
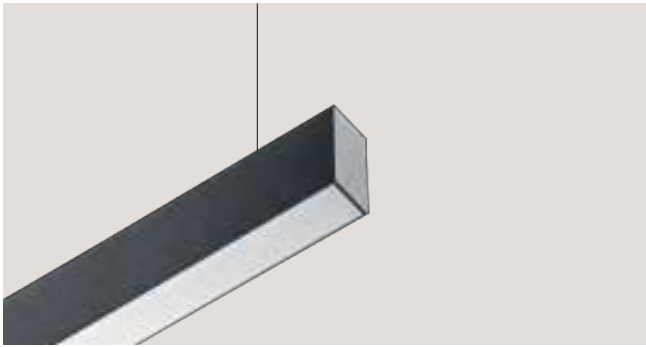
Black
Negro
Noir

code:
4x5x.xxx.xBL





4556



4556 IK04 IP40 LED Module		
Code	L (mm)	Flow/Power (approx. 183lm/W)
4556.029.xxL	290	1100 lm
4556.043.xxL	430	1650 lm
4556.057.xxL	570	2200 lm
4556.071.xxL	710	2750 lm
4556.085.xxL	850	3300 lm
4556.099.xxL	990	3850 lm
4556.113.xxL	1130	4400 lm
4556.127.xxL	1270	4950 lm
4556.141.xxL	1410	5500 lm
4556.155.xxL	1550	6050 lm
4556.169.xxL	1690	6600 lm
4556.183.xxL	1830	7150 lm
4556.197.xxL	1970	7700 lm
4556.211.xxL	2110	8250 lm
4556.225.xxL	2250	8800 lm
4556.239.xxL	2390	9350 lm
4556.253.xxL	2530	9900 lm
4556.267.xxL	2670	10450 lm
4556.281.xxL	2810	11000 lm
4556.295.xxL	2950	11550 lm
4556.309.xxL	3090	12100 lm
4556.323.xxL	3230	12650 lm
4556.337.xxL	3370	13200 lm
4556.351.xxL	3510	13750 lm
4556.365.xxL	3650	14300 lm
4556.379.xxL	3790	14850 lm
4556.393.xxL	3930	15400 lm
4556.407.xxL	4070	15950 lm
4556.421.xxL	4210	16500 lm
4556.435.xxL	4350	17050 lm
4556.449.xxL	4490	17600 lm
4556.463.xxL	4630	18150 lm
4556.477.xxL	4770	18700 lm
4556.491.xxL	4910	19250 lm
4556.505.xxL	5050	19800 lm

2700K | 3000K | 4000K | 5000K | 6500K

Accessories Accesorios Accessoires			
Standard/Included	Option	Option	Option
5084.FSR.xXX Round Surface Ceiling Rose Ø58mm	5084.FSQ.xXX Squared Surface Ceiling Rose 58x58mm	5084.FER.xXX Round Recessed Ceiling Rose Ø55mm	5084.FEQ.xXX Squared Recessed Ceiling Rose 50x50mm
5084.CDR.xXX Driver Box	5084.COS.xXX Suspension Cables Standard/Included 1,5m 5084.xAx.xXX Power Cable Standard/Included 1,5m Other Lengths Page 243		



1

White
Blanco
Blanc

code:
4x56.xxx.1xL

2

Gray
Gris
Gris

code:
4x56.xxx.2xL

3

Satin Gray
Gris Satinado
Gris Satin

code:
4x56.xxx.3xL

4

Brushed
Cepillado
Brossé

code:
4x56.xxx.4xL

7

Graphite
Grafito
Graphite

code:
4x56.xxx.7xL

9

Black
Negro
Noir

code:
4x56.xxx.9xL

0

RAL on Request
RAL bajo Consulta
RAL sur Demande

Can be installed in continuous lines, with the requested shape and length. It is possible to combine different accessories. See how on the next page.

Puede instalarse en línea continua, con la forma y longitud solicitada. Es posible combinar diferentes accesorios. Ver cómo en la página siguiente.

Peut être installé en lignes continues, avec la forme et la longueur souhaitées. Il est possible de combiner différents accessoires. Voir comment à la page suivante.



4556 Accessories Accesorios Accessoires HF			
Code	L (mm)	Color Finishing	Flow/Power (approx.)
4556.D14.xNX	140	White Black	-
4556.D28.xNX	280	White Black	-
4556.D56.xNX	560	White Black	-
4556.D12.xNX	1120	White Black	-
4556.L14.xTL	140	White Black	5W - 700 lm
4556.L28.xTL	285	White Black	12W - 1700 lm
4556.N14.xTL	140	Color	3.5W - 500 lm
4556.N28.xTL	280	Color	(2x) 3.5W - 500 lm
4556.P11.xTL	140	Color	3.5W - 500 lm
4556.P13.xTL	140	Color	3.5W - 500 lm
4556.P14.xTL	140	Color	3.5W - 500 lm
4556.P21.xTL	280	Color	(2x) 3.5W - 500 lm
4556.P23.xTL	280	Color	(2x) 3.5W - 500 lm
4556.P24.xTL	280	Color	(2x) 3.5W - 500 lm

The conjugations and number of modules are defined by the client by adding the codes of the desired accessories and their distribution to the profile code. These conjugations are subject to possible changes. The minimum length for the conjugations is 560mm.

Las combinaciones y el número de módulos son definidas por el cliente al agregar el código de los accesorios deseados y su distribución al código del perfil. Estas combinaciones están sujetas a posibles cambios. La dimensión mínima para las combinaciones es 560mm.

Les combinaisons et le nombre de modules sont définis par le client lors de la commande, en ajoutant le code des accessoires souhaités et leur distribution au code du profil. Ces combinaisons sont sujettes à d'éventuelles modifications. La dimension minimale pour les combinaisons est 560mm.

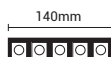
Blind Cover

4556.Dxx.xNX



Lenses | Lentes | Lentilles

4556.L14.xTL

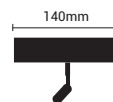


4556.L28.xTL

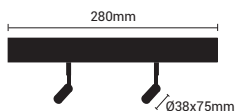


Projector | Proyector | Projecteur

4556.N14.xTL

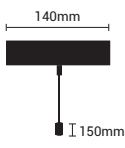


4556.N28.xTL

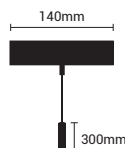


Pendant | Pendiente | Suspension

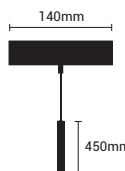
4556.P11.xTL



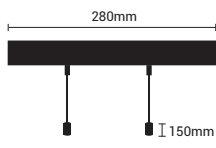
4556.P13.xTL



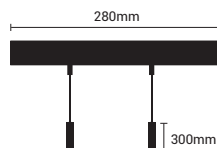
4556.P14.xTL



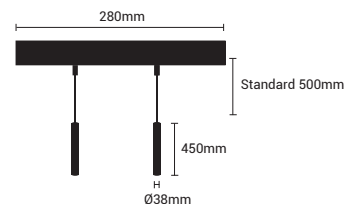
4556.P21.xTL



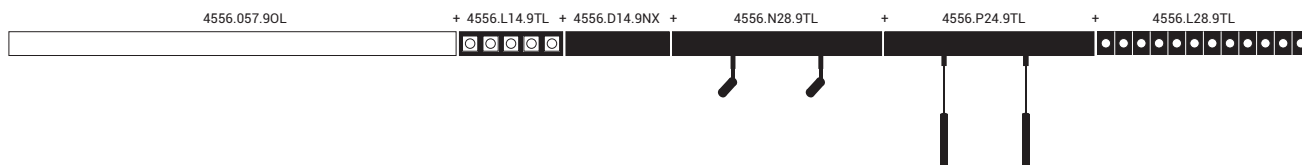
4556.P23.xTL



4556.P24.xTL



Conjugation Example | Ejemplo de Combinación | Exemple de Combinaison



Opaline
Opal
Opale

code:
4x56.xxx.xOL



Prismatic
Prismático
Prismatique

code:
4x56.xxx.xPL



Black
Negro
Noir

code:
4x56.xxx.xBL





4051



4051 | IK05 | IP40 | LED Module

Code	L (mm)	Flow/Power (approx. 183lm/W)
4051.029.xxL	290	1100 lm
4051.043.xxL	430	1650 lm
4051.057.xxL	570	2200 lm
4051.071.xxL	710	2750 lm
4051.085.xxL	850	3300 lm
4051.099.xxL	990	3850 lm
4051.113.xxL	1130	4400 lm
4051.127.xxL	1270	4950 lm
4051.141.xxL	1410	5500 lm
4051.155.xxL	1550	6050 lm
4051.169.xxL	1690	6600 lm
4051.183.xxL	1830	7150 lm
4051.197.xxL	1970	7700 lm
4051.211.xxL	2110	8250 lm
4051.225.xxL	2250	8800 lm
4051.239.xxL	2390	9350 lm
4051.253.xxL	2530	9900 lm
4051.267.xxL	2670	10450 lm
4051.281.xxL	2810	11000 lm
4051.295.xxL	2950	11550 lm
4051.309.xxL	3090	12100 lm
4051.323.xxL	3230	12650 lm
4051.337.xxL	3370	13200 lm
4051.351.xxL	3510	13750 lm
4051.365.xxL	3650	14300 lm
4051.379.xxL	3790	14850 lm
4051.393.xxL	3930	15400 lm
4051.407.xxL	4070	15950 lm
4051.421.xxL	4210	16500 lm
4051.435.xxL	4350	17050 lm
4051.449.xxL	4490	17600 lm
4051.463.xxL	4630	18150 lm
4051.477.xxL	4770	18700 lm
4051.491.xxL	4910	19250 lm
4051.505.xxL	5050	19800 lm

2700K | 3000K | 4000K | 5000K | 6500K

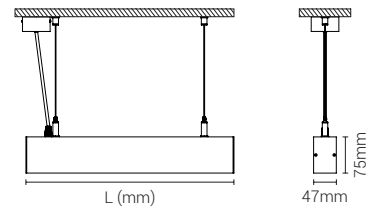
4051 - Aluminum Diffuser | IK05 | IP20 | LED Module

Code	L (mm)	Flow/Power (approx. 183lm/W)
4051.057.xAL	565	2200 lm
4051.085.xAL	845	3300 lm
4051.113.xAL	1125	4400 lm
4051.141.xAL	1405	5500 lm

2700K | 3000K | 4000K | 5000K | 6500K

4051 - Three-phase Rail | IK05 | IP20

Code	L (mm)	System
4051.T10.xCX	1090	Three-phase Rail 1000 mm
4051.T20.xCX	2090	Three-phase Rail 2000 mm
4051.T30.xCX	3090	Three-phase Rail 3000 mm

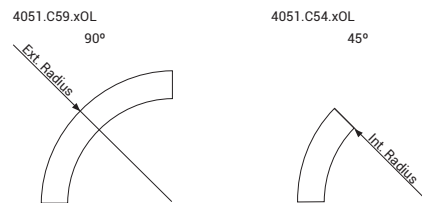


4051 | Curves | IK05 | IP40 | LED Module

Code	Int. Radius (mm)	Ext. Radius (mm)	Angle (°)	Flow/Power (approx. 183lm/W)
4051.C59.xOL	520,5	567,5	90	3300 lm
4051.C54.xOL	520,5	567,5	45	1650 lm
4051.C69.xOL	620,5	667,5	90	3850 lm
4051.C79.xOL	720,5	767,5	90	4400 lm
4051.C74.xOL	720,5	767,5	45	2200 lm
4051.C89.xOL	820,5	867,5	90	4950 lm
4051.C99.xOL	920,5	967,5	90	5500 lm
4051.C94.xOL	920,5	967,5	45	2750 lm
4051.C19.xOL	1045,5	1092,5	90	6600 lm
4051.C14.xOL	1045,5	1092,5	45	3300 lm
4051.C29.xOL	1245,5	1292,5	90	7700 lm
4051.C24.xOL	1245,5	1292,5	45	3850 lm

2700K | 3000K | 4000K | 5000K | 6500K

Curves | Curvas | Courbes



The conjugations and number of curves are defined by the client by adding the codes of the desired curves and their distribution to the profile code. These conjugations are subject to possible changes. The diffuser of the curves is always opaline.

Las combinaciones y el número de curvas son definidas por el cliente al agregar el código de las curvas deseadas y su distribución al código del perfil. Estas combinaciones están sujetas a posibles cambios. El difusor de las curvas es siempre opal.

Les combinaisons et nombre de courbes sont définis par le client, en ajoutant le code des courbes souhaitées et leur distribution au code du profil. Ces combinaisons sont sujettes à d'éventuelles modifications. Le diffuseur des courbes est toujours opaline.

Accessories | Accesorios | Accessoires

1 2 7 9

Standard/Included	Option	Option	Option
5084.FSR.xXX Round Surface Ceiling Rose Ø58mm	5084.FSQ.xXX Squared Surface Ceiling Rose 58x58mm	5084.FER.xXX Round Recessed Ceiling Rose Ø55mm	5084.FEQ.xXX Squared Recessed Ceiling Rose 50x50mm

5084.CDR.xXX Driver Box	5084.xAx.xXX Power Cable Standard/Included 1,5m Other Lengths Page 243
-------------------------	--



1

White
Blanco
Blanc

code:
4x51.xxx.1xL

2

Gray
Gris
Gris

code:
4x51.xxx.2xL

3

Satin Gray
Gris Satinado
Gris Satin

code:
4x51.xxx.3xL

4

Brushed
Cepillado
Brosse

code:
4x51.xxx.4xL

7

Graphite
Grafito
Graphite

code:
4x51.xxx.7xL

9

Black
Negro
Noir

code:
4x51.xxx.9xL

0

RAL on Request
RAL bajo Consulta
RAL sur Demande

Can be installed in continuous lines, with the requested shape and length. It is possible to combine different accessories. See how on the next page. Puede instalarse en línea continua, con la forma y longitud solicitada. Es posible combinar diferentes accesorios. Ver cómo en la página siguiente.

Peut être installé en lignes continues, avec la forme et la longueur souhaitées. Il est possible de combiner différents accessoires. Voir comment à la page suivante.



4051 Accessories Accesorios Accessoires HF			
Code	L (mm)	Color Finishing	Flow/Power (approx.)
4051.D14.xNX	140	White Black	-
4051.D28.xNX	280	White Black	-
4051.D56.xNX	560	White Black	-
4051.D12.xNX	1120	White Black	-
4051.L28.xTL	280	White Black	7,7W - 1300 lm
4051.L18.xTL	180	Metallized	5W - 700 lm
4051.N14.xTL	140	Color	8,6W - 1350 lm
4051.N28.xTL	280	Color	(2x) 8,6W - 1350 lm
4051.P11.xTL	140	Color	8,6W - 1350 lm
4051.P13.xTL	140	Color	8,6W - 1350 lm
4051.P14.xTL	140	Color	8,6W - 1350 lm
4051.P21.xTL	280	Color	(2x) 8,6W - 1350 lm
4051.P23.xTL	280	Color	(2x) 8,6W - 1350 lm
4051.P24.xTL	280	Color	(2x) 8,6W - 1350 lm

The conjugations and number of modules are defined by the client by adding the codes of the desired accessories and their distribution to the profile code. These conjugations are subject to possible changes.

The minimum length for the conjugations is 560mm.

Las combinaciones y el número de módulos son definidas por el cliente al agregar el código de los accesorios deseados y su distribución al código del perfil. Estas combinaciones están sujetas a posibles cambios. La dimensión mínima para las combinaciones es 560mm.

Les combinaisons et le nombre de modules sont définis par le client lors de la commande, en ajoutant le code des accessoires souhaités et leur distribution au code du profil. Ces combinaisons sont sujettes à d'éventuelles modifications. La dimension minimale pour les combinaisons est 560mm.

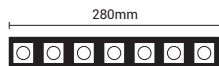
Blind Cover

4051.Dxx.xNX

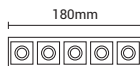


Lenses | Lentas | Lentilles

4051.L28.xTL

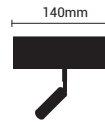


4051.L18.xTL

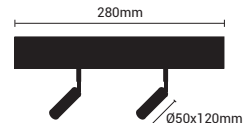


Projector | Proyector | Projecteur

4051.N14.xTL

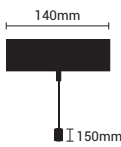


4051.N28.xTL

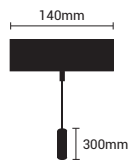


Pendant | Pendiente | Suspension

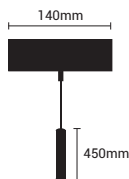
4051.P11.xTL



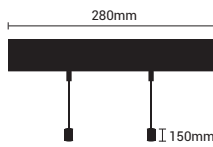
4051.P13.xTL



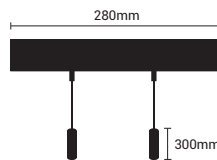
4051.P14.xTL



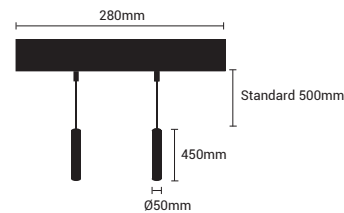
4051.P21.xTL



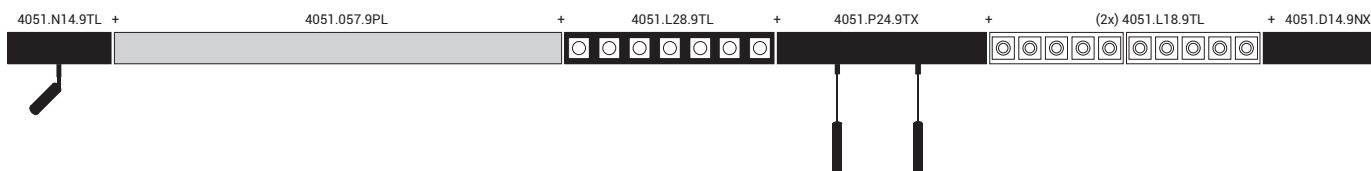
4051.P23.xTL



4051.P24.xTL



Conjugation Example | Ejemplo de Combinación | Exemple de Combinaison



Opaline
Opal
Opale

code:
4x51.xxx.xOL



Prismatic
Prismático
Prismatique

code:
4x51.xxx.xPL



Aluminum
Aluminio
Aluminium

code:
4x51.xxx.xAL



Three-phase Rail
Rail Trifásico
Rail Triphasé

code:
4051.xxx.xCX



Black
Negro
Noir

code:
4x51.xxx.xBL




These fixtures can include these electrical components from 1130mm in length. Estas luminarias pueden incluir estos componentes eléctricos a partir de 1130mm de longitud. Ces luminaires peuvent inclure ces composants électriques à partir de 1130mm de longueur.

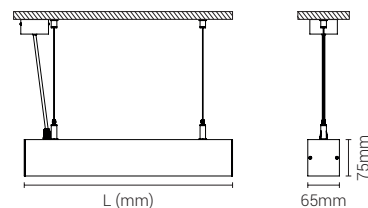




4052



This reference is available in the 3R version.
Esta referencia está disponible en la versión 3R.
Cette référence est disponible dans la version 3R.



4052 | IK05 | IP40 | LED Module

Code	L (mm)	Flow/Power (approx. 183lm/W)
4052.029.xxL	290	1100 lm
4052.043.xxL	430	1650 lm
4052.057.xxL	570	2200 lm
4052.071.xxL	710	2750 lm
4052.085.xxL	850	3300 lm
4052.099.xxL	990	3850 lm
4052.113.xxL	1130	4400 lm
4052.127.xxL	1270	4950 lm
4052.141.xxL	1410	5500 lm
4052.155.xxL	1550	6050 lm
4052.169.xxL	1690	6600 lm
4052.183.xxL	1830	7150 lm
4052.197.xxL	1970	7700 lm
4052.211.xxL	2110	8250 lm
4052.225.xxL	2250	8800 lm
4052.239.xxL	2390	9350 lm
4052.253.xxL	2530	9900 lm
4052.267.xxL	2670	10450 lm
4052.281.xxL	2810	11000 lm
4052.295.xxL	2950	11550 lm
4052.309.xxL	3090	12100 lm
4052.323.xxL	3230	12650 lm
4052.337.xxL	3370	13200 lm
4052.351.xxL	3510	13750 lm
4052.365.xxL	3650	14300 lm
4052.379.xxL	3790	14850 lm
4052.393.xxL	3930	15400 lm
4052.407.xxL	4070	15950 lm
4052.421.xxL	4210	16500 lm
4052.435.xxL	4350	17050 lm
4052.449.xxL	4490	17600 lm
4052.463.xxL	4630	18150 lm
4052.477.xxL	4770	18700 lm
4052.491.xxL	4910	19250 lm
4052.505.xxL	5050	19800 lm

2700K | 3000K | 4000K | 5000K | 6500K

4052 - Aluminum Diffuser | IK05 | IP20 | LED Module

Code	L (mm)	Flow/Power (approx. 183lm/W)
4052.057.xAL	565	2200 lm
4052.085.xAL	845	3300 lm
4052.113.xAL	1125	4400 lm
4052.141.xAL	1405	5500 lm

2700K | 3000K | 4000K | 5000K | 6500K

4052 - 3R | IK05 | IP40 | LED Module

Code	L (mm)	Flow/Power (approx.)
4052.212.xLL	574	23W - 3700 lm
4052.312.xLL	861	35W - 5550 lm
4052.412.xLL	1148	46W - 7400 lm
4052.512.xLL	1435	58W - 9250 lm
4052.217.xLL	574	35W - 5090 lm
4052.317.xLL	861	52W - 7635 lm
4052.417.xLL	1148	70W - 10180 lm
4052.517.xLL	1435	87W - 12725 lm

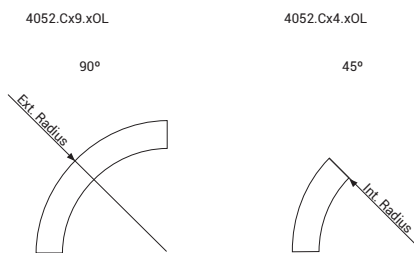
2700K | 3000K | 4000K

4052 | Curves | IK05 | IP40 | LED Module

Code	Int. Radius (mm)	Ext. Radius (mm)	Angle (°)	Flow/Power (approx. 183lm/W)
4052.C59.xOL	520	585	90	3300 lm
4052.C54.xOL	520	585	45	1650 lm
4052.C69.xOL	620	685	90	3850 lm
4052.C79.xOL	720	785	90	4400 lm
4052.C74.xOL	720	785	45	2200 lm
4052.C89.xOL	820	885	90	4950 lm
4052.C99.xOL	920	985	90	5500 lm
4052.C94.xOL	920	985	45	2750 lm
4052.C19.xOL	1045	1110	90	6600 lm
4052.C14.xOL	1045	1110	45	3300 lm
4052.C29.xOL	1245	1310	90	7700 lm
4052.C24.xOL	1245	1310	45	3850 lm


2700K | 3000K | 4000K | 5000K | 6500K

Curves | Curvas | Courbes



Conjugation Example | Ejemplo de Combinación | Exemple de Combinaison


4052.C59.90L + 4052.057.90L + 4052.C54.90L



The conjugations and number of curves are defined by the client by adding the codes of the desired curves and their distribution to the profile code. These conjugations are subject to possible changes. The diffuser of the curves is always opaline.

Las combinaciones y el número de curvas son definidas por el cliente al agregar el código de las curvas deseadas y su distribución al código del perfil. Estas combinaciones están sujetas a posibles cambios. El difusor de las curvas es siempre opal.

Les combinaisons et nombre de courbes sont définis par le client, en ajoutant le code des courbes souhaitées et leur distribution au code du profil. Ces combinaisons sont sujettes à d'éventuelles modifications. Le diffuseur des courbes est toujours opaline.



1

White
Blanco
Blanc

code:
4x5x.xxx.1xL

2

Gray
Gris
Gris

code:
4x5x.xxx.2xL

3

Satin Gray
Gris Satinado
Gris Satin

code:
4x5x.xxx.3xL

4

Brushed
Cepillado
Brosse

code:
4x5x.xxx.4xL

7

Graphite
Grafito
Graphite

code:
4x5x.xxx.7xL

9

Black
Negro
Noir

code:
4x5x.xxx.9xL

0

RAL on Request
RAL bajo Consulta
RAL sur Demande

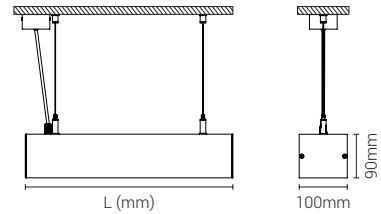
Can be installed in continuous lines, with the requested length and shape.

Puede ser instalado en líneas continuas, con la longitud y forma solicitadas.

Peut être installé dans des lignes continues, avec la longueur et forme souhaitées.



4053




4053 IK05 IP40 LED Module HF IP40 LED		
Code	L (mm)	Flow/Power (approx. 183lm/W)
4053.029.xxL	290	1100 lm
4053.043.xxL	430	1650 lm
4053.057.xxL	570	2200 lm
4053.071.xxL	710	2750 lm
4053.085.xxL	850	3300 lm
4053.099.xxL	990	3850 lm
4053.113.xxL	1130	4400 lm
4053.127.xxL	1270	4950 lm
4053.141.xxL	1410	5500 lm
4053.155.xxL	1550	6050 lm
4053.169.xxL	1690	6600 lm
4053.183.xxL	1830	7150 lm
4053.197.xxL	1970	7700 lm
4053.211.xxL	2110	8250 lm
4053.225.xxL	2250	8800 lm
4053.239.xxL	2390	9350 lm
4053.253.xxL	2530	9900 lm
4053.267.xxL	2670	10450 lm
4053.281.xxL	2810	11000 lm
4053.295.xxL	2950	11550 lm
4053.309.xxL	3090	12100 lm
4053.323.xxL	3230	12650 lm
4053.337.xxL	3370	13200 lm
4053.351.xxL	3510	13750 lm
4053.365.xxL	3650	14300 lm
4053.379.xxL	3790	14850 lm
4053.393.xxL	3930	15400 lm
4053.407.xxL	4070	15950 lm
4053.421.xxL	4210	16500 lm
4053.435.xxL	4350	17050 lm
4053.449.xxL	4490	17600 lm
4053.463.xxL	4630	18150 lm
4053.477.xxL	4770	18700 lm
4053.491.xxL	4910	19250 lm
4053.505.xxL	5050	19800 lm

2700K | 3000K | 4000K | 5000K | 6500K

4053 - Aluminum Diffuser IK05 IP20 LED Module HF IP20 LED		
Code	L (mm)	Flow/Power (approx. 183lm/W)
4053.057.xAL	565	2200 lm
4053.085.xAL	845	3300 lm
4053.113.xAL	1125	4400 lm
4053.141.xAL	1405	5500 lm
4053.257.xAL	565	4400 lm
4053.285.xAL	845	6600 lm
4053.211.xAL	1125	8800 lm
4053.215.xAL	1405	11000 lm

2700K | 3000K | 4000K | 5000K | 6500K

Accessories Accesorios Accessoires 1 2 7 9			
Standard/Included	Option	Option	Option
5084.FSR.xXX Round Surface Ceiling Rose Ø58mm	5084.FSQ.xXX Squared Surface Ceiling Rose 58x58mm	5084.FER.xXX Round Recessed Ceiling Rose Ø55mm	5084.FEQ.xXX Squared Recessed Ceiling Rose 50x50mm
5084.CDR.xXX Driver Box	5084.COS.xXX Suspension Cables Standard/Included 1,5m 5084.xAx.xXX Power Cable Standard/Included 1,5m Other Lengths Page 243		



Opaline
Opal
Opale

code:
4x5x.xxx.xOL

Prismatic
Prismático
Prismatique

code:
4x5x.xxx.xPL

Aluminum
Aluminio
Aluminium

code:
4x5x.xxx.xAL

3R

code:
4x52.xxx.xLL

Black
Negro
Noir

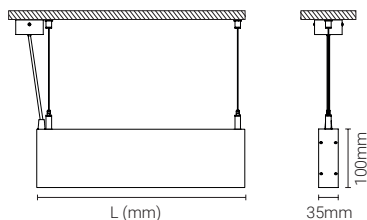
code:
4x52.xxx.xBL



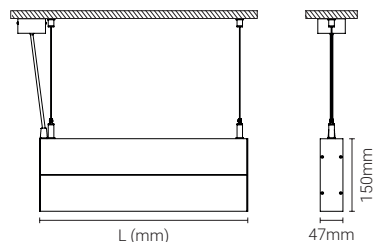
These fixtures can include these electrical components from 1130mm in length.
Estas luminarias pueden incluir estos componentes eléctricos a partir de 1130mm de longitud.
Ces luminaires peuvent inclure ces composants électriques à partir de 1130mm de longueur.



4566



4060



4566 IK04 IP40 LED Module		
Code	L (mm)	Flow/Power (approx. 183lm/W)
4566.057.xxL	570	3300 lm
4566.071.xxL	710	4400 lm
4566.085.xxL	850	5500 lm
4566.099.xxL	990	6600 lm
4566.113.xxL	1130	7700 lm
4566.127.xxL	1270	8800 lm
4566.141.xxL	1410	9900 lm
4566.155.xxL	1550	11000 lm
4566.169.xxL	1690	12100 lm
4566.183.xxL	1830	13200 lm
4566.197.xxL	1970	14300 lm
4566.211.xxL	2110	15400 lm
4566.225.xxL	2250	16500 lm
4566.239.xxL	2390	17600 lm
4566.253.xxL	2530	18700 lm
4566.267.xxL	2670	19800 lm
4566.281.xxL	2810	20900 lm
4566.295.xxL	2950	22000 lm
4566.309.xxL	3090	23100 lm
4566.323.xxL	3230	24200 lm
4566.337.xxL	3370	25300 lm
4566.351.xxL	3510	25850 lm
4566.365.xxL	3650	26400 lm
4566.379.xxL	3790	28050 lm
4566.393.xxL	3930	28600 lm
4566.407.xxL	4070	29700 lm
4566.421.xxL	4210	31900 lm
4566.435.xxL	4350	32450 lm
4566.449.xxL	4490	33000 lm
4566.463.xxL	4630	34650 lm
4566.477.xxL	4770	35200 lm
4566.491.xxL	4910	35750 lm
4566.505.xxL	5050	36300 lm

2700K | 3000K | 4000K | 5000K | 6500K

4060 IK05 IP40 LED Module		
Code	L (mm)	Flow/Power (approx. 183lm/W)
4060.057.xxL	570	3850 lm
4060.071.xxL	710	4950 lm
4060.085.xxL	850	6050 lm
4060.099.xxL	990	7150 lm
4060.113.xxL	1130	8250 lm
4060.127.xxL	1270	9350 lm
4060.141.xxL	1410	10450 lm
4060.155.xxL	1550	11550 lm
4060.169.xxL	1690	12650 lm
4060.183.xxL	1830	13750 lm
4060.197.xxL	1970	14850 lm
4060.211.xxL	2110	15950 lm
4060.225.xxL	2250	17050 lm
4060.239.xxL	2390	18150 lm
4060.253.xxL	2530	19250 lm
4060.267.xxL	2670	20350 lm
4060.281.xxL	2810	21450 lm
4060.295.xxL	2950	22550 lm
4060.309.xxL	3090	23650 lm
4060.323.xxL	3230	24750 lm
4060.337.xxL	3370	25850 lm
4060.351.xxL	3510	26950 lm
4060.365.xxL	3650	27500 lm
4060.379.xxL	3790	29150 lm
4060.393.xxL	3930	29700 lm
4060.407.xxL	4070	31350 lm
4060.421.xxL	4210	31900 lm
4060.435.xxL	4350	33550 lm
4060.449.xxL	4490	34100 lm
4060.463.xxL	4630	35750 lm
4060.477.xxL	4770	36300 lm
4060.491.xxL	4910	37400 lm
4060.505.xxL	5050	37950 lm

2700K | 3000K | 4000K | 5000K | 6500K



1

White
Blanco
Blanc

code:
4x6x.xxx.1xL

2

Gray
Gris
Gris

code:
4x6x.xxx.2xL

3

Satin Gray
Gris Satinado
Gris Satin

code:
4x6x.xxx.3xL

4

Brushed
Cepillado
Brossé

code:
4x6x.xxx.4xL

7

Graphite
Grafito
Graphite

code:
4x6x.xxx.7xL

9

Black
Negro
Noir

code:
4x6x.xxx.9xL

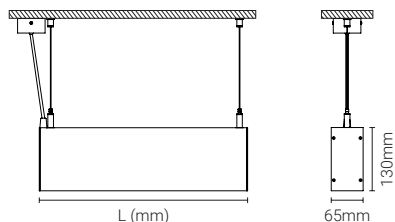
0

RAL on Request
RAL bajo Consulta
RAL sur Demande

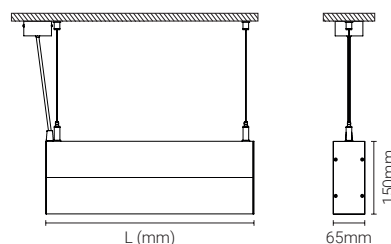
Can be installed in continuous lines, with the requested length and shape.
Puede ser instalado en líneas continuas, con la longitud y forma solicitadas.
Peut être installé dans des lignes continues, avec la longueur et forme souhaitées.



4560



4061



4560 IK05 IP40 LED Module		
Code	L (mm)	Flow/Power (approx. 183lm/W)
4560.057.xxL	570	3850 lm
4560.071.xxL	710	4950 lm
4560.085.xxL	850	6050 lm
4560.099.xxL	990	7150 lm
4560.113.xxL	1130	8250 lm
4560.127.xxL	1270	9350 lm
4560.141.xxL	1410	10450 lm
4560.155.xxL	1550	11550 lm
4560.169.xxL	1690	12650 lm
4560.183.xxL	1830	13750 lm
4560.197.xxL	1970	14850 lm
4560.211.xxL	2110	15950 lm
4560.225.xxL	2250	17050 lm
4560.239.xxL	2390	18150 lm
4560.253.xxL	2530	19250 lm
4560.267.xxL	2670	20350 lm
4560.281.xxL	2810	21450 lm
4560.295.xxL	2950	22550 lm
4560.309.xxL	3090	23650 lm
4560.323.xxL	3230	24750 lm
4560.337.xxL	3370	25850 lm
4560.351.xxL	3510	26950 lm
4560.365.xxL	3650	27500 lm
4560.379.xxL	3790	29150 lm
4560.393.xxL	3930	29700 lm
4560.407.xxL	4070	31350 lm
4560.421.xxL	4210	31900 lm
4560.435.xxL	4350	33550 lm
4560.449.xxL	4490	34100 lm
4560.463.xxL	4630	35750 lm
4560.477.xxL	4770	36300 lm
4560.491.xxL	4910	37400 lm
4560.505.xxL	5050	37950 lm

4061 IK05 IP40 LED Module		
Code	L (mm)	Flow/Power (approx. 183lm/W)
4061.057.xxL	570	3850 lm
4061.071.xxL	710	4950 lm
4061.085.xxL	850	6050 lm
4061.099.xxL	990	7150 lm
4061.113.xxL	1130	8250 lm
4061.127.xxL	1270	9350 lm
4061.141.xxL	1410	10450 lm
4061.155.xxL	1550	11550 lm
4061.169.xxL	1690	12650 lm
4061.183.xxL	1830	13750 lm
4061.197.xxL	1970	14850 lm
4061.211.xxL	2110	15950 lm
4061.225.xxL	2250	17050 lm
4061.239.xxL	2390	18150 lm
4061.253.xxL	2530	19250 lm
4061.267.xxL	2670	20350 lm
4061.281.xxL	2810	21450 lm
4061.295.xxL	2950	22550 lm
4061.309.xxL	3090	23650 lm
4061.323.xxL	3230	24750 lm
4061.337.xxL	3370	25850 lm
4061.351.xxL	3510	26950 lm
4061.365.xxL	3650	27500 lm
4061.379.xxL	3790	29150 lm
4061.393.xxL	3930	29700 lm
4061.407.xxL	4070	31350 lm
4061.421.xxL	4210	31900 lm
4061.435.xxL	4350	33550 lm
4061.449.xxL	4490	34100 lm
4061.463.xxL	4630	35750 lm
4061.477.xxL	4770	36300 lm
4061.491.xxL	4910	37400 lm
4061.505.xxL	5050	37950 lm

2700K | 3000K | 4000K | 5000K | 6500K

2700K | 3000K | 4000K | 5000K | 6500K

Accessories | Accesorios | Accessoires

1 2 7 9

Standard/Included



5084.FSR.xXX
Round Surface
Ceiling Rose Ø58mm

Option



5084.FSQ.xXX
Squared Surface
Ceiling Rose 58x58mm

Option



5084.FER.xXX
Round Recessed
Ceiling Rose Ø55mm

Option



5084.FEQ.xXX
Squared Recessed
Ceiling Rose 50x50mm



5084.CDR.xXX
Driver Box



5084.COS.xXX | Suspension Cables
Standard/Included 1,5m
5084.xAx.xXX | Power Cable
Standard/Included 1,5m
Other Lengths Page 243



Opaline
Opal
Opale

code:
4x6x.xxx.x0L



Prismatic
Prismático
Prismático

code:
4x6x.xxx.xPL



Black
Negro
Noir

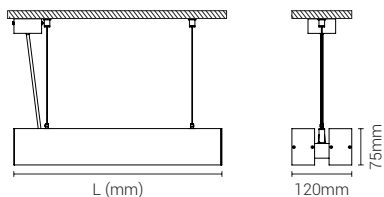

code:
4x6x.xxx.xBL



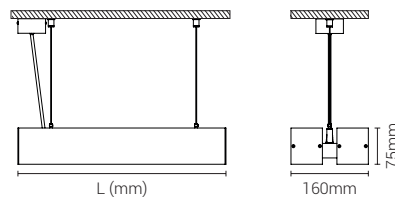
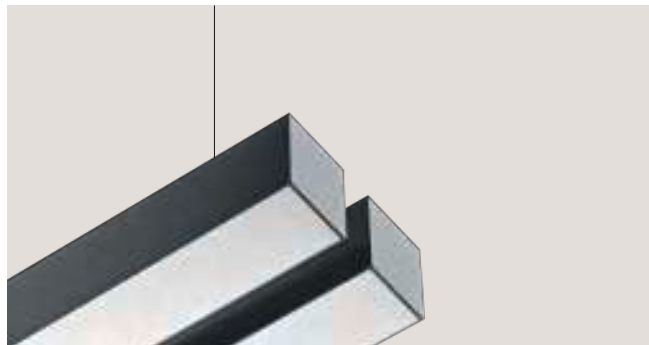
These fixtures can include these electrical components from 1130mm in length.
Estas luminarias pueden incluir estos componentes eléctricos a partir de 1130mm de longitud.
Ces luminaires peuvent inclure ces composants électriques à partir de 1130mm de longueur.



4056



4057



4056 | IK05 | IP40 | LED Module

Code	L (mm)	Flow/Power (approx. 183lm/W)
4056.057.xxL	570	4400 lm
4056.071.xxL	710	5500 lm
4056.085.xxL	850	6600 lm
4056.099.xxL	990	7700 lm
4056.113.xxL	1130	8800 lm
4056.127.xxL	1270	9900 lm
4056.141.xxL	1410	11000 lm
4056.155.xxL	1550	12100 lm
4056.169.xxL	1690	13200 lm
4056.183.xxL	1830	14300 lm
4056.197.xxL	1970	15400 lm
4056.211.xxL	2110	16500 lm
4056.225.xxL	2250	17600 lm
4056.239.xxL	2390	18700 lm
4056.253.xxL	2530	19800 lm
4056.267.xxL	2670	20900 lm
4056.281.xxL	2810	22000 lm
4056.295.xxL	2950	23100 lm
4056.309.xxL	3090	24200 lm
4056.323.xxL	3230	25300 lm
4056.337.xxL	3370	26400 lm
4056.351.xxL	3510	27500 lm
4056.365.xxL	3650	28600 lm
4056.379.xxL	3790	29700 lm
4056.393.xxL	3930	30800 lm
4056.407.xxL	4070	31900 lm
4056.421.xxL	4210	33000 lm
4056.435.xxL	4350	34100 lm
4056.449.xxL	4490	35200 lm
4056.463.xxL	4630	36300 lm
4056.477.xxL	4770	37400 lm
4056.491.xxL	4910	38500 lm
4056.505.xxL	5050	39600 lm

2700K | 3000K | 4000K | 5000K | 6500K

4056 - Aluminum Diffuser | IK05 | IP20 | LED Module

Code	L (mm)	Flow/Power (approx. 183lm/W)
4056.057.xAL	565	4400 lm
4056.085.xAL	845	6600 lm
4056.113.xAL	1125	8800 lm
4056.141.xAL	1405	11000 lm

2700K | 3000K | 4000K | 5000K | 6500K

4057 | IK05 | IP40 | LED Module


Code	L (mm)	Flow/Power (approx. 183lm/W)
4057.057.xxL	570	4400 lm
4057.071.xxL	710	5500 lm
4057.085.xxL	850	6600 lm
4057.099.xxL	990	7700 lm
4057.113.xxL	1130	8800 lm
4057.127.xxL	1270	9900 lm
4057.141.xxL	1410	11000 lm
4057.155.xxL	1550	12100 lm
4057.169.xxL	1690	13200 lm
4057.183.xxL	1830	14300 lm
4057.197.xxL	1970	15400 lm
4057.211.xxL	2110	16500 lm
4057.225.xxL	2250	17600 lm
4057.239.xxL	2390	18700 lm
4057.253.xxL	2530	19800 lm
4057.267.xxL	2670	20900 lm
4057.281.xxL	2810	22000 lm
4057.295.xxL	2950	23100 lm
4057.309.xxL	3090	24200 lm
4057.323.xxL	3230	25300 lm
4057.337.xxL	3370	26400 lm
4057.351.xxL	3510	27500 lm
4057.365.xxL	3650	28600 lm
4057.379.xxL	3790	29700 lm
4057.393.xxL	3930	30800 lm
4057.407.xxL	4070	31900 lm
4057.421.xxL	4210	33000 lm
4057.435.xxL	4350	34100 lm
4057.449.xxL	4490	35200 lm
4057.463.xxL	4630	36300 lm
4057.477.xxL	4770	37400 lm
4057.491.xxL	4910	38500 lm
4057.505.xxL	5050	39600 lm

2700K | 3000K | 4000K | 5000K | 6500K

4057 - Aluminum Diffuser | IK05 | IP20 | LED Module

Code	L (mm)	Flow/Power (approx. 183lm/W)
4057.057.xAL	565	4400 lm
4057.085.xAL	845	6600 lm
4057.113.xAL	1125	8800 lm
4057.141.xAL	1405	11000 lm

2700K | 3000K | 4000K | 5000K | 6500K



1

White
Blanco
Blanc

code:
4xxx.xxx.1xL

2

Gray
Gris
Gris

code:
4xxx.xxx.2xL

3

Satin Gray
Gris Satinado
Gris Satin

code:
4xxx.xxx.3xL

4

Brushed
Cepillado
Brosse

code:
4xxx.xxx.4xL

7

Graphite
Grafito
Graphite

code:
4xxx.xxx.7xL

9

Black
Negro
Noir

code:
4xxx.xxx.9xL

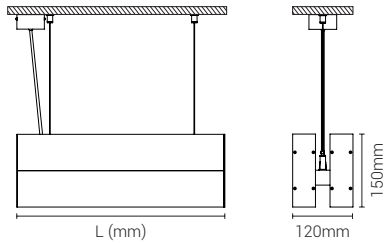

0

RAL on Request
RAL bajo Consulta
RAL sur Demande

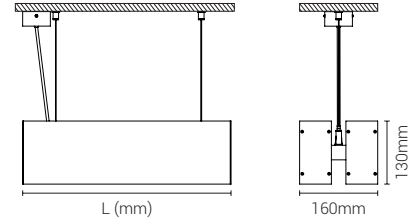

Can be installed in continuous lines, with the requested length and shape.
Puede ser instalado en líneas continuas, con la longitud y forma solicitadas.
Peut être installé dans des lignes continues, avec la longueur et forme souhaitées.



4062



4562



4062 IK05 IP40 LED Module		
Code	L (mm)	Flow/Power (approx. 183lm/W)
4062.057.xxL	570	8800 lm
4062.071.xxL	710	11000 lm
4062.085.xxL	850	13200 lm
4062.099.xxL	990	15400 lm
4062.113.xxL	1130	17600 lm
4062.127.xxL	1270	19800 lm
4062.141.xxL	1410	22000 lm
4062.155.xxL	1550	24200 lm
4062.169.xxL	1690	26400 lm
4062.183.xxL	1830	28600 lm
4062.197.xxL	1970	30800 lm
4062.211.xxL	2110	33000 lm
4062.225.xxL	2250	35200 lm
4062.239.xxL	2390	37400 lm
4062.253.xxL	2530	39600 lm
4062.267.xxL	2670	41800 lm
4062.281.xxL	2810	44000 lm
4062.295.xxL	2950	46200 lm
4062.309.xxL	3090	48400 lm
4062.323.xxL	3230	50600 lm
4062.337.xxL	3370	52800 lm
4062.351.xxL	3510	55000 lm
4062.365.xxL	3650	57200 lm
4062.379.xxL	3790	59400 lm
4062.393.xxL	3930	61600 lm
4062.407.xxL	4070	63800 lm
4062.421.xxL	4210	66000 lm
4062.435.xxL	4350	68100 lm
4062.449.xxL	4490	70400 lm
4062.463.xxL	4630	72600 lm
4062.477.xxL	4770	74800 lm
4062.491.xxL	4910	77000 lm
4062.505.xxL	5050	79200 lm

4562 IK05 IP40 LED Module		
Code	L (mm)	Flow/Power (approx. 183lm/W)
4562.057.xxL	570	8800 lm
4562.071.xxL	710	11000 lm
4562.085.xxL	850	13200 lm
4562.099.xxL	990	15400 lm
4562.113.xxL	1130	17600 lm
4562.127.xxL	1270	19800 lm
4562.141.xxL	1410	22000 lm
4562.155.xxL	1550	24200 lm
4562.169.xxL	1690	26400 lm
4562.183.xxL	1830	28600 lm
4562.197.xxL	1970	30800 lm
4562.211.xxL	2110	33000 lm
4562.225.xxL	2250	35200 lm
4562.239.xxL	2390	37400 lm
4562.253.xxL	2530	39600 lm
4562.267.xxL	2670	41800 lm
4562.281.xxL	2810	44000 lm
4562.295.xxL	2950	46200 lm
4562.309.xxL	3090	48400 lm
4562.323.xxL	3230	50600 lm
4562.337.xxL	3370	52800 lm
4562.351.xxL	3510	55000 lm
4562.365.xxL	3650	57200 lm
4562.379.xxL	3790	59400 lm
4562.393.xxL	3930	61600 lm
4562.407.xxL	4070	63800 lm
4562.421.xxL	4210	66000 lm
4562.435.xxL	4350	68100 lm
4562.449.xxL	4490	70400 lm
4562.463.xxL	4630	72600 lm
4562.477.xxL	4770	74800 lm
4562.491.xxL	4910	77000 lm
4562.505.xxL	5050	79200 lm


2700K | 3000K | 4000K | 5000K | 6500K

2700K | 3000K | 4000K | 5000K | 6500K

Accessories | Accesorios | Accessoires

1 2 7 9

Standard/Included	Option	Option	Option	Option	Option
					 Other Lengths Page 243
5084.FSR.xXX Round Surface Ceiling Rose Ø58mm	5084.FSQ.xXX Squared Surface Ceiling Rose 58x58mm	5084.FER.xXX Round Recessed Ceiling Rose Ø55mm	5084.FEQ.xXX Squared Recessed Ceiling Rose 50x50mm	5084.CDR.xXX Driver Box	5084.COS.xXX Suspension Cables Standard/Included 1,5m 5084.xAx.xXX Power Cable Standard/Included 1,5m Other Lengths Page 243



Opaline
Opal
Opale



Prismatic
Prismático
Prismatique



Aluminum
Aluminio
Aluminium



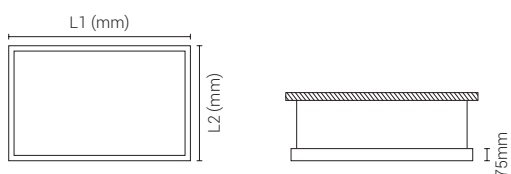
Black
Negro
Noir



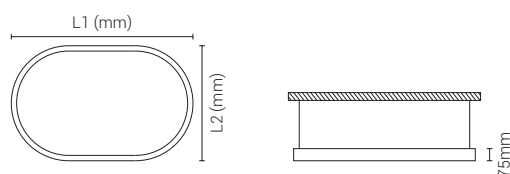
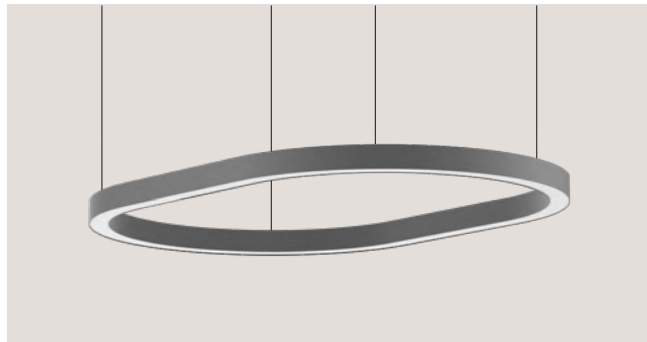
These fixtures can include these electrical components from 1130mm in length.
Estas luminarias pueden incluir estos componentes eléctricos a partir de 1130mm de longitud.
Ces luminaires peuvent inclure ces composants électriques à partir de 1130mm de longueur.




5050




5051










5050 IK05 IP40 LED Module HF 			
Code	L1 (mm)	L2 (mm)	Flow/Power (approx. 183lm/W)
5050.064.xxL	640	640	8800 lm
5050.092.xxL	920	920	13200 lm
5050.120.xxL	1200	640	13200 lm
5050.148.xxL	1480	920	17600 lm

2700K | 3000K | 4000K | 5000K | 6500K

5051 IK05 IP40 LED Module HF 			
Code	L1 (mm)	L2 (mm)	Flow/Power (approx. 183lm/W)
5051.145.xOL	1450	1170	15400 lm
5051.173.xOL	1730	1170	17600 lm
5051.228.xOL	2289	1170	22000 lm
5051.213.xOL	2130	1570	22000 lm
5051.269.xOL	2690	1570	26400 lm

2700K | 3000K | 4000K | 5000K | 6500K

Accessories Accesorios Accessoires 1 2 7 9			
Standard/Included	Option	Option	Option
 5084.FSR.xXX Round Surface Ceiling Rose Ø58mm	 5084.FSQ.xXX Squared Surface Ceiling Rose 58x58mm	 5084.FER.xXX Round Recessed Ceiling Rose Ø55mm	 5084.FEQ.xXX Squared Recessed Ceiling Rose 50x50mm
 5084.CDR.xXX Driver Box	 5084.COS.xXX Suspension Cables Standard/Included 1,5m 5084.xAx.xXX Power Cable Standard/Included 1,5m Other Lengths Page 243		



1

White
Blanco
Blanc

code:
5x5x.xxx.10L

2

Gray
Gris
Gris

code:
5x5x.xxx.20L

3

Satin Gray
Gris Satinado
Gris Satin

code:
5x5x.xxx.30L

4

Brushed
Cepillado
Brosée

code:
5x5x.xxx.40L

7

Graphite
Grafito
Graphite

code:
5x5x.xxx.70L


9

Black
Negro
Noir

code:
5x5x.xxx.90L

0

RAL on Request
RAL bajo Consulta
RAL sur Demande



Opaline
Opal
Opale

code:
5x5x.xxx.xOL



Prismatic
Prismático
Prismatique

code:
5x50.xxx.xPL



Black
Negro
Noir

code:
5x50.xxx.xBL



KIT EMG
1H




KIT EMG
3H

These fixtures can include these electrical components from 1130mm in length.
Estas luminarias pueden incluir estos componentes eléctricos a partir de 1130mm de longitud.
Ces luminaires peuvent inclure ces composants électriques à partir de 1130mm de longueur.

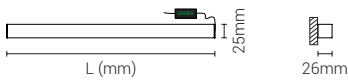




4520 | 4521



Important Information: Remote Driver Included *
Información Importante: Driver Remoto Incluido
Informations Importantes: Driver Déporté Inclus



* Not integrated in the luminaire | No integrado en la luminaria | Pas incorporé dans la luminaire.

4520 IK04 IP40 LED Module		
Code	L (mm)	Flow/Power (approx. 184lm/W)
4520.015.xxL	150	490 lm
4520.029.xxL	290	980 lm
4520.043.xxL	430	1470 lm
4520.057.xxL	570	1960 lm
4520.071.xxL	710	2450 lm
4520.085.xxL	850	2940 lm
4520.099.xxL	990	3430 lm
4520.113.xxL	1130	3920 lm
4520.127.xxL	1270	4410 lm
4520.141.xxL	1410	4900 lm
4520.155.xxL	1550	5390 lm
4520.169.xxL	1690	5880 lm
4520.183.xxL	1830	6370 lm
4520.197.xxL	1970	6860 lm
4520.211.xxL	2110	7350 lm
4520.225.xxL	2250	7840 lm
4520.239.xxL	2390	8330 lm
4520.253.xxL	2530	8820 lm
4520.267.xxL	2670	9310 lm
4520.281.xxL	2810	9800 lm
4520.295.xxL	2950	10290 lm
4520.309.xxL	3090	10780 lm
4520.323.xxL	3230	11270 lm
4520.337.xxL	3370	11760 lm
4520.351.xxL	3510	12250 lm

2700K | 3000K | 4000K | 5000K | 6500K

4521 IK04 IP40 LED Strip		
Code	L (mm)	Flow/Power (approx. 138lm/W)
4521.051.xxL	510	750 lm
4521.061.xxL	610	900 lm
4521.071.xxL	710	1050 lm
4521.081.xxL	810	1200 lm
4521.091.xxL	910	1350 lm
4521.101.xxL	1010	1500 lm
4521.111.xxL	1110	1650 lm
4521.121.xxL	1210	1800 lm
4521.131.xxL	1310	1950 lm
4521.141.xxL	1410	2100 lm
4521.151.xxL	1510	2250 lm
4521.161.xxL	1610	2400 lm
4521.171.xxL	1710	2550 lm
4521.181.xxL	1810	2700 lm
4521.191.xxL	1910	2850 lm
4521.201.xxL	2010	3000 lm
4521.211.xxL	2110	3150 lm
4521.221.xxL	2210	3300 lm
4521.231.xxL	2310	3450 lm
4521.241.xxL	2410	3600 lm
4521.251.xxL	2510	3750 lm
4521.261.xxL	2610	3900 lm
4521.271.xxL	2710	4050 lm
4521.281.xxL	2810	4200 lm
4521.291.xxL	2910	4350 lm
4521.301.xxL	3010	4500 lm

2700K | 3000K | 4000K | 6500K | RGB on Request

1-10V on Request | 1-10V bajo Pedido | 1-10V sur Demande.

4521 IK04 IP65 Driver IP20 LED Strip		
Code	L (mm)	Flow/Power (approx. 83,2lm/W)
4521.052.xxL	520	610 lm
4521.062.xxL	620	732 lm
4521.072.xxL	720	854 lm
4521.082.xxL	820	976 lm
4521.092.xxL	920	1098 lm
4521.102.xxL	1020	1220 lm
4521.112.xxL	1120	1342 lm
4521.122.xxL	1220	1464 lm
4521.132.xxL	1320	1586 lm
4521.142.xxL	1420	1708 lm
4521.152.xxL	1520	1830 lm
4521.162.xxL	1620	1952 lm
4521.172.xxL	1720	2074 lm
4521.182.xxL	1820	2196 lm
4521.192.xxL	1920	2318 lm
4521.202.xxL	2020	2440 lm
4521.212.xxL	2120	2562 lm
4521.222.xxL	2220	2684 lm
4521.232.xxL	2320	2806 lm
4521.242.xxL	2420	2928 lm
4521.252.xxL	2520	3050 lm
4521.262.xxL	2620	3172 lm
4521.272.xxL	2720	3294 lm
4521.282.xxL	2820	3416 lm
4521.292.xxL	2920	3538 lm
4521.302.xxL	3020	3660 lm

2700K | 3000K | 4000K | 6000K | RGB on Request

1-10V on Request | 1-10V bajo Pedido | 1-10V sur Demande.



1

White
Blanco
Blanc

code:
4x2x.xxx.10L

2

Gray
Gris
Gris

code:
4x2x.xxx.20L

3

Satin Gray
Gris Satinado
Gris Satin

code:
4x2x.xxx.30L

4

Brushed
Cepillado
Brosse

code:
4x2x.xxx.40L

7

Graphite
Grafito
Graphite

code:
4x2x.xxx.70L

9

Black
Negro
Noir

code:
4x2x.xxx.90L

0

RAL on Request
RAL bajo Consulta
RAL sur Demande

Can be installed in continuous lines, with the requested length and shape.
Puede ser instalado en líneas continuas, con la longitud y forma solicitadas.
Peut être installé dans des lignes continues, avec la longueur et forme souhaitées.



Opaline
Opal
Opale

code:
4x2x.xxx.xOL



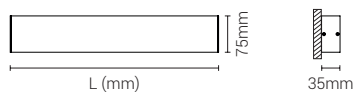
Black
Negro
Noir

code:
4x2x.xxx.xBL

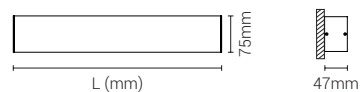




4536



4021



4536 | IK04 | IP40 | LED Module

Code	L (mm)	Flow/Power (approx. 183lm/W)
4536.029.xxL	290	1100 lm
4536.043.xxL	430	1650 lm
4536.057.xxL	570	2200 lm
4536.071.xxL	710	2750 lm
4536.085.xxL	850	3300 lm
4536.099.xxL	990	3850 lm
4536.113.xxL	1130	4400 lm
4536.127.xxL	1270	4950 lm
4536.141.xxL	1410	5500 lm
4536.155.xxL	1550	6050 lm
4536.169.xxL	1690	6600 lm
4536.183.xxL	1830	7150 lm
4536.197.xxL	1970	7700 lm
4536.211.xxL	2110	8250 lm
4536.225.xxL	2250	8800 lm
4536.239.xxL	2390	9350 lm
4536.253.xxL	2530	9900 lm
4536.267.xxL	2670	10450 lm
4536.281.xxL	2810	11000 lm
4536.295.xxL	2950	11550 lm
4536.309.xxL	3090	12100 lm
4536.323.xxL	3230	12650 lm
4536.337.xxL	3370	13200 lm
4536.351.xxL	3510	13750 lm
4536.365.xxL	3650	14300 lm
4536.379.xxL	3790	14850 lm
4536.393.xxL	3930	15400 lm
4536.407.xxL	4070	15950 lm
4536.421.xxL	4210	16500 lm
4536.435.xxL	4350	17050 lm
4536.449.xxL	4490	17600 lm
4536.463.xxL	4630	18150 lm
4536.477.xxL	4770	18700 lm
4536.491.xxL	4910	19250 lm
4536.505.xxL	5050	19800 lm

2700K | 3000K | 4000K | 5000K | 6500K

4021 | IK05 | IP40 | LED Module

Code	L (mm)	Flow/Power (approx. 183lm/W)
4021.029.xxL	290	1100 lm
4021.043.xxL	430	1650 lm
4021.057.xxL	570	2200 lm
4021.071.xxL	710	2750 lm
4021.085.xxL	850	3300 lm
4021.099.xxL	990	3850 lm
4021.113.xxL	1130	4400 lm
4021.127.xxL	1270	4950 lm
4021.141.xxL	1410	5500 lm
4021.155.xxL	1550	6050 lm
4021.169.xxL	1690	6600 lm
4021.183.xxL	1830	7150 lm
4021.197.xxL	1970	7700 lm
4021.211.xxL	2110	8250 lm
4021.225.xxL	2250	8800 lm
4021.239.xxL	2390	9350 lm
4021.253.xxL	2530	9900 lm
4021.267.xxL	2670	10450 lm
4021.281.xxL	2810	11000 lm
4021.295.xxL	2950	11550 lm
4021.309.xxL	3090	12100 lm
4021.323.xxL	3230	12650 lm
4021.337.xxL	3370	13200 lm
4021.351.xxL	3510	13750 lm
4021.365.xxL	3650	14300 lm
4021.379.xxL	3790	14850 lm
4021.393.xxL	3930	15400 lm
4021.407.xxL	4070	15950 lm
4021.421.xxL	4210	16500 lm
4021.435.xxL	4350	17050 lm
4021.449.xxL	4490	17600 lm
4021.463.xxL	4630	18150 lm
4021.477.xxL	4770	18700 lm
4021.491.xxL	4910	19250 lm
4021.505.xxL	5050	19800 lm

2700K | 3000K | 4000K | 5000K | 6500K



1

White
Blanco
Blanc

code:
4xxx.xxx.1xL

2

Gray
Gris
Gris

code:
4xxx.xxx.2xL

3

Satin Gray
Gris Satinado
Gris Satin

code:
4xxx.xxx.3xL

4

Brushed
Cepillado
Brosée

code:
4xxx.xxx.4xL

7

Graphite
Grafito
Graphite

code:
4xxx.xxx.7xL

9

Black
Negro
Noir

code:
4xxx.xxx.9xL

0

RAL on Request
RAL bajo Consulta
RAL sur Demande

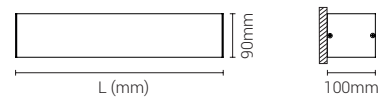
Can be installed in continuous lines, with the requested length and shape.
Puede ser instalado en líneas continuas, con la longitud y forma solicitadas.
Peut être installé dans des lignes continues, avec la longueur et forme souhaitées.



4022



4023



4022 | IK05 | IP40 | LED Module

Code	L (mm)	Flow/Power (approx. 183lm/W)
4022.029.xxL	290	1100 lm
4022.043.xxL	430	1650 lm
4022.057.xxL	570	2200 lm
4022.071.xxL	710	2750 lm
4022.085.xxL	850	3300 lm
4022.099.xxL	990	3850 lm
4022.113.xxL	1130	4400 lm
4022.127.xxL	1270	4950 lm
4022.141.xxL	1410	5500 lm
4022.155.xxL	1550	6050 lm
4022.169.xxL	1690	6600 lm
4022.183.xxL	1830	7150 lm
4022.197.xxL	1970	7700 lm
4022.211.xxL	2110	8250 lm
4022.225.xxL	2250	8800 lm
4022.239.xxL	2390	9350 lm
4022.253.xxL	2530	9900 lm
4022.267.xxL	2670	10450 lm
4022.281.xxL	2810	11000 lm
4022.295.xxL	2950	11550 lm
4022.309.xxL	3090	12100 lm
4022.323.xxL	3230	12650 lm
4022.337.xxL	3370	13200 lm
4022.351.xxL	3510	13750 lm
4022.365.xxL	3650	14300 lm
4022.379.xxL	3790	14850 lm
4022.393.xxL	3930	15400 lm
4022.407.xxL	4070	15950 lm
4022.421.xxL	4210	16500 lm
4022.435.xxL	4350	17050 lm
4022.449.xxL	4490	17600 lm
4022.463.xxL	4630	18150 lm
4022.477.xxL	4770	18700 lm
4022.491.xxL	4910	19250 lm
4022.505.xxL	5050	19800 lm

2700K | 3000K | 4000K | 5000K | 6500K

4023 | IK05 | IP40 | LED Module

Code	L (mm)	Flow/Power (approx. 183lm/W)
4023.029.xxL	290	1100 lm
4023.043.xxL	430	1650 lm
4023.057.xxL	570	2200 lm
4023.071.xxL	710	2750 lm
4023.085.xxL	850	3300 lm
4023.099.xxL	990	3850 lm
4023.113.xxL	1130	4400 lm
4023.127.xxL	1270	4950 lm
4023.141.xxL	1410	5500 lm
4023.155.xxL	1550	6050 lm
4023.169.xxL	1690	6600 lm
4023.183.xxL	1830	7150 lm
4023.197.xxL	1970	7700 lm
4023.211.xxL	2110	8250 lm
4023.225.xxL	2250	8800 lm
4023.239.xxL	2390	9350 lm
4023.253.xxL	2530	9900 lm
4023.267.xxL	2670	10450 lm
4023.281.xxL	2810	11000 lm
4023.295.xxL	2950	11550 lm
4023.309.xxL	3090	12100 lm
4023.323.xxL	3230	12650 lm
4023.337.xxL	3370	13200 lm
4023.351.xxL	3510	13750 lm
4023.365.xxL	3650	14300 lm
4023.379.xxL	3790	14850 lm
4023.393.xxL	3930	15400 lm
4023.407.xxL	4070	15950 lm
4023.421.xxL	4210	16500 lm
4023.435.xxL	4350	17050 lm
4023.449.xxL	4490	17600 lm
4023.463.xxL	4630	18150 lm
4023.477.xxL	4770	18700 lm
4023.491.xxL	4910	19250 lm
4023.505.xxL	5050	19800 lm

2700K | 3000K | 4000K | 5000K | 6500K

The "Black" version does not apply to the ref. 4023.
La versión "Negro" no se aplica a la ref. 4023.
La version "Noir" ne s'applique pas à la ref. 4023.



Opaline
Opal
Opale

code:
4xxx.xxx.x0L



Prismatic
Prismático
Prismatique

code:
4xxx.xxx.xPL



Black
Negro
Noir

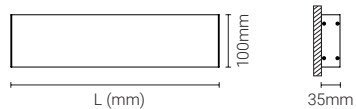
code:
4xxx.xxx.xBL



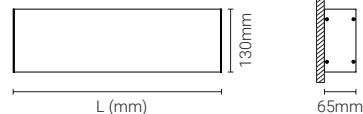
These fixtures can include these electrical components from 1130mm in length.
Estas luminarias pueden incluir estos componentes eléctricos a partir de 1130mm de longitud.
Ces luminaires peuvent inclure ces composants électriques à partir de 1130mm de longueur.



4546



4024



4546 IK04 IP40 LED Module		
Code	L (mm)	Flow/Power (approx. 183lm/W)
4546.029.xxL	290	2200 lm
4546.043.xxL	430	3300 lm
4546.057.xxL	570	4400 lm
4546.071.xxL	710	5000 lm
4546.085.xxL	850	6600 lm
4546.099.xxL	990	7700 lm
4546.113.xxL	1130	8800 lm
4546.127.xxL	1270	9900 lm
4546.141.xxL	1410	11000 lm
4546.155.xxL	1550	12100 lm
4546.169.xxL	1690	13200 lm
4546.183.xxL	1830	14300 lm
4546.197.xxL	1970	15400 lm
4546.211.xxL	2110	16500 lm
4546.225.xxL	2250	17600 lm
4546.239.xxL	2390	18700 lm
4546.253.xxL	2530	19800 lm
4546.267.xxL	2670	20900 lm
4546.281.xxL	2810	22000 lm
4546.295.xxL	2950	23100 lm
4546.309.xxL	3090	24200 lm
4546.323.xxL	3230	25300 lm
4546.337.xxL	3370	26400 lm
4546.351.xxL	3510	27500 lm
4546.365.xxL	3650	28600 lm
4546.379.xxL	3790	29700 lm
4546.393.xxL	3930	30800 lm
4546.407.xxL	4070	31900 lm
4546.421.xxL	4210	33000 lm
4546.435.xxL	4350	34100 lm
4546.449.xxL	4490	35200 lm
4546.463.xxL	4630	36300 lm
4546.477.xxL	4770	37400 lm
4546.491.xxL	4910	38500 lm
4546.505.xxL	5050	39600 lm

2700K | 3000K | 4000K | 5000K | 6500K

4024 IK05 IP40 LED Module		
Code	L (mm)	Flow/Power (approx. 183lm/W)
4024.029.xxL	290	2200 lm
4024.043.xxL	430	3300 lm
4024.057.xxL	570	4400 lm
4024.071.xxL	710	5500 lm
4024.085.xxL	850	6600 lm
4024.099.xxL	990	7700 lm
4024.113.xxL	1130	8800 lm
4024.127.xxL	1270	9900 lm
4024.141.xxL	1410	11000 lm
4024.155.xxL	1550	12100 lm
4024.169.xxL	1690	13200 lm
4024.183.xxL	1830	14300 lm
4024.197.xxL	1970	15400 lm
4024.211.xxL	2110	16500 lm
4024.225.xxL	2250	17600 lm
4024.239.xxL	2390	18700 lm
4024.253.xxL	2530	19800 lm
4024.267.xxL	2670	20900 lm
4024.281.xxL	2810	22000 lm
4024.295.xxL	2950	23100 lm
4024.309.xxL	3090	24200 lm
4024.323.xxL	3230	25300 lm
4024.337.xxL	3370	26400 lm
4024.351.xxL	3510	27500 lm
4024.365.xxL	3650	28600 lm
4024.379.xxL	3790	29700 lm
4024.393.xxL	3930	30800 lm
4024.407.xxL	4070	31900 lm
4024.421.xxL	4210	33000 lm
4024.435.xxL	4350	34100 lm
4024.449.xxL	4490	35200 lm
4024.463.xxL	4630	36300 lm
4024.477.xxL	4770	37400 lm
4024.491.xxL	4910	38500 lm
4024.505.xxL	5050	39600 lm

2700K | 3000K | 4000K | 5000K | 6500K



1

White
Blanco
Blanc

code:
4xxx.xxx.1xL

2

Gray
Gris
Gris

code:
4xxx.xxx.2xL

3

Satin Gray
Gris Satinado
Gris Satin

code:
4xxx.xxx.3xL

4

Brushed
Cepillado
Brosée

code:
4xxx.xxx.4xL

7

Graphite
Grafito
Graphite

code:
4xxx.xxx.7xL

9

Black
Negro
Noir

code:
4xxx.xxx.9xL

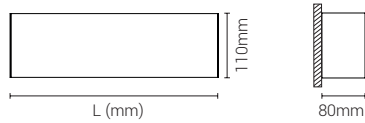
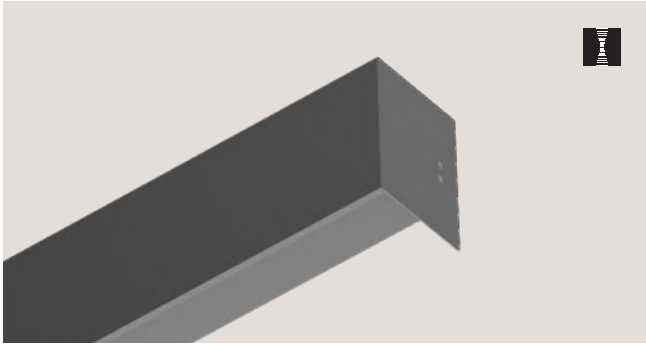
0

RAL on Request
RAL bajo Consulta
RAL sur Demande

Can be installed in continuous lines, with the requested length and shape.
 Puede ser instalado en líneas continuas, con la longitud y forma solicitadas.
 Peut être installé dans des lignes continues, avec la longueur et forme souhaitées.



4020



4020 IK06 IP40 LED Module		
Code	L (mm)	Flow/Power (approx. 183lm/W)
4020.029.xOL	290	1100 lm
4020.043.xOL	430	1650 lm
4020.057.xOL	570	2200 lm
4020.071.xOL	710	2750 lm
4020.085.xOL	850	3300 lm
4020.099.xOL	990	3850 lm
4020.113.xOL	1130	4400 lm
4020.127.xOL	1270	4950 lm
4020.141.xOL	1410	5500 lm
4020.155.xOL	1550	6050 lm
4020.169.xOL	1690	6600 lm
4020.183.xOL	1830	7150 lm
4020.197.xOL	1970	7700 lm
4020.211.xOL	2110	8250 lm
4020.225.xOL	2250	8800 lm
4020.239.xOL	2390	9350 lm
4020.253.xOL	2530	9900 lm
4020.267.xOL	2670	10450 lm
4020.281.xOL	2810	11000 lm
4020.295.xOL	2950	11550 lm

2700K | 3000K | 4000K | 5000K | 6500K

1 2 3 7 9



Opaline
Opal
Opale
code: 4xxx.xxx.xOL



Prismatic
Prismático
Prismatique
code: 4xxx.xxx.xPL



Black
Negro
Noir
code: 4xxx.xxx.xBL




These fixtures can include these electrical components from 1130mm in length.
Estas luminarias pueden incluir estos componentes eléctricos a partir de 1130mm de longitud.
Ces luminaires peuvent inclure ces composants électriques à partir de 1130mm de longueur.



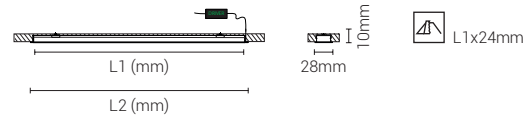


26 mm | Recessed luminaire with trim
Luminaria empotrada con marco
Luminaire encastré avec collette

4501



Important Information: Remote Driver Included *
Información Importante: Driver Remoto Incluido
Informations Importantes: Driver Déporté Inclus



* Not integrated in the luminaire | No integrado en la luminaria | Pas incorporé dans la luminaire.

4501 | IK03 | IP40 | LED Strip

Code	L1 (mm)	L2 (mm)	Flow/Power (approx. 138lm/W)
4501.051.xxL	510	515	750 lm
4501.061.xxL	610	615	900 lm
4501.071.xxL	710	715	1050 lm
4501.081.xxL	810	815	1200 lm
4501.091.xxL	910	915	1350 lm
4501.101.xxL	1010	1015	1500 lm
4501.111.xxL	1110	1115	1650 lm
4501.121.xxL	1210	1215	1800 lm
4501.131.xxL	1310	1315	1950 lm
4501.141.xxL	1410	1415	2100 lm
4501.151.xxL	1510	1515	2250 lm
4501.161.xxL	1610	1615	2400 lm
4501.171.xxL	1710	1715	2550 lm
4501.181.xxL	1810	1815	2700 lm
4501.191.xxL	1910	1915	2850 lm
4501.201.xxL	2010	2015	3000 lm
4501.211.xxL	2110	2115	3150 lm
4501.221.xxL	2210	2215	3300 lm
4501.231.xxL	2310	2315	3450 lm
4501.241.xxL	2410	2415	3600 lm
4501.251.xxL	2510	2515	3750 lm
4501.261.xxL	2610	2615	3900 lm
4501.271.xxL	2710	2715	4050 lm
4501.281.xxL	2810	2815	4200 lm
4501.291.xxL	2910	2915	4350 lm

2700K | 3000K | 4000K | 6500K | RGB on Request

1-10V on Request | 1-10V bajo Pedido | 1-10V sur Demande.

4501 | IK03 | IP65 | Driver IP20 | LED Strip

Code	L1 (mm)	L2 (mm)	Flow/Power (approx. 83,2lm/W)
4501.052.xxL	520	525	610 lm
4501.062.xxL	620	625	732 lm
4501.072.xxL	720	725	854 lm
4501.082.xxL	820	825	976 lm
4501.092.xxL	920	925	1098 lm
4501.102.xxL	1020	1025	1220 lm
4501.112.xxL	1120	1125	1342 lm
4501.122.xxL	1220	1225	1464 lm
4501.132.xxL	1320	1325	1586 lm
4501.142.xxL	1420	1425	1708 lm
4501.152.xxL	1520	1525	1830 lm
4501.162.xxL	1620	1625	1952 lm
4501.172.xxL	1720	1725	2074 lm
4501.182.xxL	1820	1825	2196 lm
4501.192.xxL	1920	1925	2318 lm
4501.202.xxL	2020	2025	2440 lm
4501.212.xxL	2120	2125	2562 lm
4501.222.xxL	2220	2225	2684 lm
4501.232.xxL	2320	2325	2806 lm
4501.242.xxL	2420	2425	2928 lm
4501.252.xxL	2520	2525	3050 lm
4501.262.xxL	2620	2625	3172 lm
4501.272.xxL	2720	2725	3294 lm
4501.282.xxL	2820	2825	3416 lm
4501.292.xxL	2920	2925	3538 lm

2700K | 3000K | 4000K | 6000K | RGB on Request

1-10V on Request | 1-10V bajo Pedido | 1-10V sur Demande.



1

White
Blanco
Blanc

code:
4x01.xxx.10L

2

Gray
Gris
Gris

code:
4x01.xxx.20L

3

Satin Gray
Gris Satinado
Gris Satin

code:
4x01.xxx.30L

7

Graphite
Grafito
Graphite

code:
4x01.xxx.70L

9

Black
Negro
Noir

code:
4x01.xxx.90L

0

RAL on Request
RAL bajo Consulta
RAL sur Demande

Can be installed in continuous lines, with the requested length and shape.

Puede ser instalado en líneas continuas, con la longitud y forma solicitadas.

Peut être installé dans des lignes continues, avec la longueur et forme souhaitées.



Opaline
Opal
Opale

code:
4x01.xxx.x0L

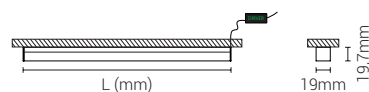




4512



Important Information: Remote Driver Included *
Información Importante: Driver Remoto Incluido
Informations Importantes: Driver Déporté Inclus



* Not integrated in the luminaire | No integrado en la luminaria | Pas incorporé dans la luminaire.

4512 IK03 IP40 LED Strip HF 		
Code	L (mm)	Flow/Power (approx. 138lm/W)
4512.051.xOL	510	750 lm
4512.061.xOL	610	900 lm
4512.071.xOL	710	1050 lm
4512.081.xOL	810	1200 lm
4512.091.xOL	910	1350 lm
4512.101.xOL	1010	1500 lm
4512.111.xOL	1110	1650 lm
4512.121.xOL	1210	1800 lm
4512.131.xOL	1310	1950 lm
4512.141.xOL	1410	2100 lm
4512.151.xOL	1510	2250 lm
4512.161.xOL	1610	2400 lm
4512.171.xOL	1710	2550 lm
4512.181.xOL	1810	2700 lm
4512.191.xOL	1910	2850 lm
4512.201.xOL	2010	3000 lm
4512.211.xOL	2110	3150 lm
4512.221.xOL	2210	3300 lm
4512.231.xOL	2310	3450 lm
4512.241.xOL	2410	3600 lm
4512.251.xOL	2510	3750 lm
4512.261.xOL	2610	3900 lm
4512.271.xOL	2710	4050 lm
4512.281.xOL	2810	4200 lm
4512.291.xOL	2910	4350 lm

2700K | 3000K | 4000K | 6500K | RGB on Request

1-10V on Request | 1-10V bajo Pedido | 1-10V sur Demande.

4512 IK03 IP65 Driver IP20 LED Strip HF 		
Code	L (mm)	Flow/Power (approx. 83,2lm/W)
4512.052.xOL	520	610 lm
4512.062.xOL	620	732 lm
4512.072.xOL	720	854 lm
4512.082.xOL	820	976 lm
4512.092.xOL	920	1098 lm
4512.102.xOL	1020	1220 lm
4512.112.xOL	1120	1342 lm
4512.122.xOL	1220	1464 lm
4512.132.xOL	1320	1586 lm
4512.142.xOL	1420	1708 lm
4512.152.xOL	1520	1830 lm
4512.162.xOL	1620	1952 lm
4512.172.xOL	1720	2074 lm
4512.182.xOL	1820	2196 lm
4512.192.xOL	1920	2318 lm
4512.202.xOL	2020	2440 lm
4512.212.xOL	2120	2562 lm
4512.222.xOL	2220	2684 lm
4512.232.xOL	2320	2806 lm
4512.242.xOL	2420	2928 lm
4512.252.xOL	2520	3050 lm
4512.262.xOL	2620	3172 lm
4512.272.xOL	2720	3294 lm
4512.282.xOL	2820	3416 lm
4512.292.xOL	2920	3538 lm

2700K | 3000K | 4000K | 6000K | RGB on Request

1-10V on Request | 1-10V bajo Pedido | 1-10V sur Demande.



1

White
Blanco
Blanc

code:
4x1x.xxx.10L

2

Gray
Gris
Gris

code:
4x1x.xxx.20L

3

Satin Gray
Gris Satinado
Gris Satin

code:
4x1x.xxx.30L

7

Graphite
Grafito
Graphite

code:
4x1x.xxx.70L

9

Black
Negro
Noir

code:
4x1x.xxx.90L


0

RAL on Request
RAL bajo Consulta
RAL sur Demande

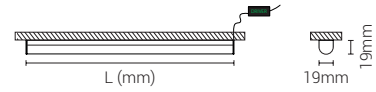
Can be installed in continuous lines, with the requested length and shape.
Puede ser instalado en líneas continuas, con la longitud y forma solicitadas.
Peut être installé dans des lignes continues, avec la longueur et forme souhaitées.



4517



Important Information: Remote Driver Included *
Información Importante: Driver Remoto Incluido
Informations Importantes: Driver Déporté Inclus



* Not integrated in the luminaire | No integrado en la luminaria | Pas incorporé dans la luminaire.

4517 IK03 IP40 LED Strip		
Code	L (mm)	Flow/Power (approx. 138lm/W)
4517.051.xOL	510	750 lm
4517.061.xOL	610	900 lm
4517.071.xOL	710	1050 lm
4517.081.xOL	810	1200 lm
4517.091.xOL	910	1350 lm
4517.101.xOL	1010	1500 lm
4517.111.xOL	1110	1650 lm
4517.121.xOL	1210	1800 lm
4517.131.xOL	1310	1950 lm
4517.141.xOL	1410	2100 lm
4517.151.xOL	1510	2250 lm
4517.161.xOL	1610	2400 lm
4517.171.xOL	1710	2550 lm
4517.181.xOL	1810	2700 lm
4517.191.xOL	1910	2850 lm
4517.201.xOL	2010	3000 lm
4517.211.xOL	2110	3150 lm
4517.221.xOL	2210	3300 lm
4517.231.xOL	2310	3450 lm
4517.241.xOL	2410	3600 lm
4517.251.xOL	2510	3750 lm
4517.261.xOL	2610	3900 lm
4517.271.xOL	2710	4050 lm
4517.281.xOL	2810	4200 lm
4517.291.xOL	2910	4350 lm

2700K | 3000K | 4000K | 6500K | RGB on Request

1-10V on Request | 1-10V bajo Pedido | 1-10V sur Demande.

4517 IK03 IP65 Driver IP20 LED Strip		
Code	L (mm)	Flow/Power (approx. 83,2lm/W)
4517.052.xOL	520	610 lm
4517.062.xOL	620	732 lm
4517.072.xOL	720	854 lm
4517.082.xOL	820	976 lm
4517.092.xOL	920	1098 lm
4517.102.xOL	1020	1220 lm
4517.112.xOL	1120	1342 lm
4517.122.xOL	1220	1464 lm
4517.132.xOL	1320	1586 lm
4517.142.xOL	1420	1708 lm
4517.152.xOL	1520	1830 lm
4517.162.xOL	1620	1952 lm
4517.172.xOL	1720	2074 lm
4517.182.xOL	1820	2196 lm
4517.192.xOL	1920	2318 lm
4517.202.xOL	2020	2440 lm
4517.212.xOL	2120	2562 lm
4517.222.xOL	2220	2684 lm
4517.232.xOL	2320	2806 lm
4517.242.xOL	2420	2928 lm
4517.252.xOL	2520	3050 lm
4517.262.xOL	2620	3172 lm
4517.272.xOL	2720	3294 lm
4517.282.xOL	2820	3416 lm
4517.292.xOL	2920	3538 lm

2700K | 3000K | 4000K | 6000K | RGB on Request

1-10V on Request | 1-10V bajo Pedido | 1-10V sur Demande.



Opaline
Opal
Opale

code:
4x1x.xxx.xOL

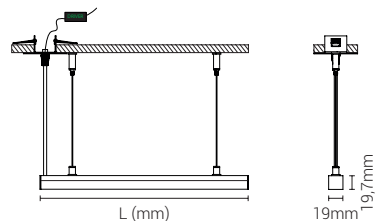




4522



Important Information: Remote Driver Included *
Información Importante: Driver Remoto Incluido
Informations Importantes: Driver Déporté Inclus



* Not integrated in the luminaire | No integrado en la luminaria | Pas incorporé dans la luminaire.

4522 IK03 IP40 LED Strip		
Code	L (mm)	Flow/Power (approx. 138lm/W)
4522.051.xOL	510	750 lm
4522.061.xOL	610	900 lm
4522.071.xOL	710	1050 lm
4522.081.xOL	810	1200 lm
4522.091.xOL	910	1350 lm
4522.101.xOL	1010	1500 lm
4522.111.xOL	1110	1650 lm
4522.121.xOL	1210	1800 lm
4522.131.xOL	1310	1950 lm
4522.141.xOL	1410	2100 lm
4522.151.xOL	1510	2250 lm
4522.161.xOL	1610	2400 lm
4522.171.xOL	1710	2550 lm
4522.181.xOL	1810	2700 lm
4522.191.xOL	1910	2850 lm
4522.201.xOL	2010	3000 lm
4522.211.xOL	2110	3150 lm
4522.221.xOL	2210	3300 lm
4522.231.xOL	2310	3450 lm
4522.241.xOL	2410	3600 lm
4522.251.xOL	2510	3750 lm
4522.261.xOL	2610	3900 lm
4522.271.xOL	2710	4050 lm
4522.281.xOL	2810	4200 lm
4522.291.xOL	2910	4350 lm

2700K | 3000K | 4000K | 6500K | RGB on Request

1-10V on Request | 1-10V bajo Pedido | 1-10V sur Demande.

4522 IK03 IP65 Driver IP20 LED Strip		
Code	L (mm)	Flow/Power (approx. 83,2lm/W)
4522.052.xOL	520	610 lm
4522.062.xOL	620	732 lm
4522.072.xOL	720	854 lm
4522.082.xOL	820	976 lm
4522.092.xOL	920	1098 lm
4522.102.xOL	1020	1220 lm
4522.112.xOL	1120	1342 lm
4522.122.xOL	1220	1464 lm
4522.132.xOL	1320	1586 lm
4522.142.xOL	1420	1708 lm
4522.152.xOL	1520	1830 lm
4522.162.xOL	1620	1952 lm
4522.172.xOL	1720	2074 lm
4522.182.xOL	1820	2196 lm
4522.192.xOL	1920	2318 lm
4522.202.xOL	2020	2440 lm
4522.212.xOL	2120	2562 lm
4522.222.xOL	2220	2684 lm
4522.232.xOL	2320	2806 lm
4522.242.xOL	2420	2928 lm
4522.252.xOL	2520	3050 lm
4522.262.xOL	2620	3172 lm
4522.272.xOL	2720	3294 lm
4522.282.xOL	2820	3416 lm
4522.292.xOL	2920	3538 lm

2700K | 3000K | 4000K | 6000K | RGB on Request

1-10V on Request | 1-10V bajo Pedido | 1-10V sur Demande.

Accessories Accesorios Accessoires		1	2	7	9
Standard/Included	Option				
5184.FER.xXX Round Recessed Ceiling Rose 080mm	5184.FEQ.xXX Squared Recessed Ceiling Rose 80x80mm	5084.CDR.xXX Driver Box	5084.COS.xXX Suspension Cables Standard/Included 1,5m	5084.xAx.xXX Power Cable Standard/Included 1,5m Other Lengths Page 243	



1

White
Blanco
Blanc

code:
4x2x.xxx.10L

2

Gray
Gris
Gris

code:
4x2x.xxx.20L

3

Satin Gray
Gris Satinado
Gris Satin

code:
4x2x.xxx.30L

7

Graphite
Grafito
Graphite

code:
4x2x.xxx.70L

9

Black
Negro
Noir

code:
4x2x.xxx.90L


0

RAL on Request
RAL bajo Consulta
RAL sur Demande

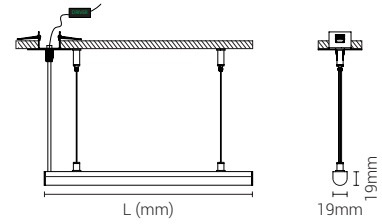
Can be installed in continuous lines, with the requested length and shape.
Puede ser instalado en líneas continuas, con la longitud y forma solicitadas.
Peut être installé dans des lignes continues, avec la longueur et forme souhaitées.



4527



Important Information: Remote Driver Included *
Información Importante: Driver Remoto Incluido
Informations Importantes: Driver Déporté Inclus



* Not integrated in the luminaire | No integrado en la luminaria | Pas incorporé dans la luminaire.

4527 IK03 IP40 LED Strip HF 		
Code	L (mm)	Flow/Power (approx. 138lm/W)
4527.051.xOL	510	750 lm
4527.061.xOL	610	900 lm
4527.071.xOL	710	1050 lm
4527.081.xOL	810	1200 lm
4527.091.xOL	910	1350 lm
4527.101.xOL	1010	1500 lm
4527.111.xOL	1110	1650 lm
4527.121.xOL	1210	1800 lm
4527.131.xOL	1310	1950 lm
4527.141.xOL	1410	2100 lm
4527.151.xOL	1510	2250 lm
4527.161.xOL	1610	2400 lm
4527.171.xOL	1710	2550 lm
4527.181.xOL	1810	2700 lm
4527.191.xOL	1910	2850 lm
4527.201.xOL	2010	3000 lm
4527.211.xOL	2110	3150 lm
4527.221.xOL	2210	3300 lm
4527.231.xOL	2310	3450 lm
4527.241.xOL	2410	3600 lm
4527.251.xOL	2510	3750 lm
4527.261.xOL	2610	3900 lm
4527.271.xOL	2710	4050 lm
4527.281.xOL	2810	4200 lm
4527.291.xOL	2910	4350 lm

2700K | 3000K | 4000K | 6500K | RGB on Request

1-10V on Request | 1-10V bajo Pedido | 1-10V sur Demande.

4527 IK03 IP65 Driver IP20 LED Strip HF 		
Code	L (mm)	Flow/Power (approx. 83,2lm/W)
4527.052.xOL	520	610 lm
4527.062.xOL	620	732 lm
4527.072.xOL	720	854 lm
4527.082.xOL	820	976 lm
4527.092.xOL	920	1098 lm
4527.102.xOL	1020	1220 lm
4527.112.xOL	1120	1342 lm
4527.122.xOL	1220	1464 lm
4527.132.xOL	1320	1586 lm
4527.142.xOL	1420	1708 lm
4527.152.xOL	1520	1830 lm
4527.162.xOL	1620	1952 lm
4527.172.xOL	1720	2074 lm
4527.182.xOL	1820	2196 lm
4527.192.xOL	1920	2318 lm
4527.202.xOL	2020	2440 lm
4527.212.xOL	2120	2562 lm
4527.222.xOL	2220	2684 lm
4527.232.xOL	2320	2806 lm
4527.242.xOL	2420	2928 lm
4527.252.xOL	2520	3050 lm
4527.262.xOL	2620	3172 lm
4527.272.xOL	2720	3294 lm
4527.282.xOL	2820	3416 lm
4527.292.xOL	2920	3538 lm

2700K | 3000K | 4000K | 6000K | RGB on Request

1-10V on Request | 1-10V bajo Pedido | 1-10V sur Demande.



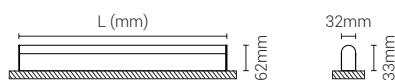
Opaline
Opal
Opale

code:
4x2x.xxx.xOL





4011



4011 | IK06 | IP40 | LED Module



Code	L (mm)	Flow/Power (approx. 183lm/W)
4011.029.10L	290	1100 lm
4011.043.10L	430	1650 lm
4011.057.10L	570	2200 lm
4011.071.10L	710	2750 lm
4011.085.10L	850	3300 lm
4011.099.10L	990	3850 lm
4011.113.10L	1130	4400 lm
4011.127.10L	1270	4950 lm
4011.141.10L	1410	5500 lm
4011.155.10L	1550	6050 lm
4011.169.10L	1690	6600 lm
4011.183.10L	1830	7150 lm
4011.197.10L	1970	7700 lm
4011.211.10L	2110	8250 lm
4011.225.10L	2250	8800 lm
4011.239.10L	2390	9350 lm
4011.253.10L	2530	9900 lm
4011.267.10L	2670	10450 lm
4011.281.10L	2810	11000 lm
4011.295.10L	2950	11550 lm
4011.309.10L	3090	12100 lm
4011.323.10L	3230	12650 lm
4011.337.10L	3370	13200 lm
4011.351.10L	3510	13750 lm
4011.365.10L	3650	14300 lm
4011.379.10L	3790	14850 lm
4011.393.10L	3930	15400 lm
4011.407.10L	4070	15950 lm
4011.421.10L	4210	16500 lm
4011.435.10L	4350	17050 lm
4011.449.10L	4490	17600 lm
4011.463.10L	4630	18150 lm
4011.477.10L	4770	18700 lm
4011.491.10L	4910	19250 lm
4011.505.10L	5050	19800 lm

2700K | 3000K | 4000K | 6500K



1

White
Blanco
Blanc

code:
4x1x.xxx.10L

2

Gray
Gris
Gris

code:
4x1x.xxx.20L

3

Satin Gray
Gris Satinado
Gris Satin

code:
4x1x.xxx.30L

4

Brushed
Cepillado
Brosse

code:
4x1x.xxx.40L

7

Graphite
Grafito
Graphite

code:
4x1x.xxx.70L

9

Black
Negro
Noir

code:
4x1x.xxx.90L


0

RAL on Request
RAL bajo Consulta
RAL sur Demande

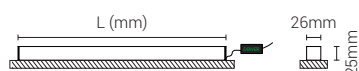
Can be installed in continuous lines, with the requested length and shape.
 Puede ser instalado en líneas continuas, con la longitud y forma solicitadas.
 Peut être installé dans des lignes continues, avec la longueur et forme souhaitées.



4012 | 4013



Important Information: Remote Driver Included *
 Información Importante: Driver Remoto Incluido
 Informations Importantes: Driver Déporté Inclus



* Not integrated in the luminaire | No integrado en la luminaria | Pas incorporé dans la luminaire.

4012 IK04 IP40 LED Module		
Code	L (mm)	Flow/Power (approx. 184lm/W)
4012.015.xOL	150	490 lm
4012.029.xOL	290	980 lm
4012.043.xOL	430	1470 lm
4012.057.xOL	570	1960 lm
4012.071.xOL	710	2450 lm
4012.085.xOL	850	2940 lm
4012.099.xOL	990	3430 lm
4012.113.xOL	1130	3920 lm
4012.127.xOL	1270	4410 lm
4012.141.xOL	1410	4900 lm
4012.155.xOL	1550	5390 lm
4012.169.xOL	1690	5880 lm
4012.183.xOL	1830	6370 lm
4012.197.xOL	1970	6860 lm
4012.211.xOL	2110	7350 lm
4012.225.xOL	2250	7840 lm
4012.239.xOL	2390	8330 lm
4012.253.xOL	2530	8820 lm
4012.267.xOL	2670	9310 lm
4012.281.xOL	2810	9800 lm
4012.295.xOL	2950	10290 lm
4012.309.xOL	3090	10780 lm
4012.323.xOL	3230	11270 lm
4012.337.xOL	3370	11760 lm
4012.351.xOL	3510	12250 lm

2700K | 3000K | 4000K | 5000K | 6500K

4013 IK04 IP40 LED Strip		
Code	L (mm)	Flow/Power (approx. 138lm/W)
4013.051.xOL	510	750 lm
4013.061.xOL	610	900 lm
4013.071.xOL	710	1050 lm
4013.081.xOL	810	1200 lm
4013.091.xOL	910	1350 lm
4013.101.xOL	1010	1500 lm
4013.111.xOL	1110	1650 lm
4013.121.xOL	1210	1800 lm
4013.131.xOL	1310	1950 lm
4013.141.xOL	1410	2100 lm
4013.151.xOL	1510	2250 lm
4013.161.xOL	1610	2400 lm
4013.171.xOL	1710	2550 lm
4013.181.xOL	1810	2700 lm
4013.191.xOL	1910	2850 lm
4013.201.xOL	2010	3000 lm
4013.211.xOL	2110	3150 lm
4013.221.xOL	2210	3300 lm
4013.231.xOL	2310	3450 lm
4013.241.xOL	2410	3600 lm
4013.251.xOL	2510	3750 lm
4013.261.xOL	2610	3900 lm
4013.271.xOL	2710	4050 lm
4013.281.xOL	2810	4200 lm
4013.291.xOL	2910	4350 lm
4013.301.xOL	3010	4500 lm

2700K | 3000K | 4000K | 6500K | RGB on Request

1-10V on Request | 1-10V bajo Pedido | 1-10V sur Demande.

4013 IK04 IP65 Driver IP20 LED Strip		
Code	L (mm)	Flow/Power (approx. 83,2lm/W)
4013.052.xOL	520	610 lm
4013.062.xOL	620	732 lm
4013.072.xOL	720	854 lm
4013.082.xOL	820	976 lm
4013.092.xOL	920	1098 lm
4013.102.xOL	1020	1220 lm
4013.112.xOL	1120	1342 lm
4013.122.xOL	1220	1464 lm
4013.132.xOL	1320	1586 lm
4013.142.xOL	1420	1708 lm
4013.152.xOL	1520	1830 lm
4013.162.xOL	1620	1952 lm
4013.172.xOL	1720	2074 lm
4013.182.xOL	1820	2196 lm
4013.192.xOL	1920	2318 lm
4013.202.xOL	2020	2440 lm
4013.212.xOL	2120	2562 lm
4013.222.xOL	2220	2684 lm
4013.232.xOL	2320	2806 lm
4013.242.xOL	2420	2928 lm
4013.252.xOL	2520	3050 lm
4013.262.xOL	2620	3172 lm
4013.272.xOL	2720	3294 lm
4013.282.xOL	2820	3416 lm
4013.292.xOL	2920	3538 lm
4013.302.xOL	3020	3660 lm

2700K | 3000K | 4000K | 6000K | RGB on Request

1-10V on Request | 1-10V bajo Pedido | 1-10V sur Demande.




Opaline
 Opal
 Opale
 code:
 4x1x.xxx.xOL



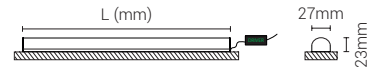


Continuous light lines without shadows
 Líneas de luz continuas sin sombras
 Lignes continues d'éclairage sans ombres

4515



Important Information: Remote Driver Included *
 Información Importante: Driver Remoto Incluido
 Informations Importantes: Driver Déporté Inclus



* Not integrated in the luminaire | No integrado en la luminaria | Pas incorporé dans la luminaire.

4515 IK03 IP40 LED Strip		
Code	L (mm)	Flow/Power (approx. 138lm/W)
4515.051.xOL	510	750 lm
4515.061.xOL	610	900 lm
4515.071.xOL	710	1050 lm
4515.081.xOL	810	1200 lm
4515.091.xOL	910	1350 lm
4515.101.xOL	1010	1500 lm
4515.111.xOL	1110	1650 lm
4515.121.xOL	1210	1800 lm
4515.131.xOL	1310	1950 lm
4515.141.xOL	1410	2100 lm
4515.151.xOL	1510	2250 lm
4515.161.xOL	1610	2400 lm
4515.171.xOL	1710	2550 lm
4515.181.xOL	1810	2700 lm
4515.191.xOL	1910	2850 lm
4515.201.xOL	2010	3000 lm
4515.211.xOL	2110	3150 lm
4515.221.xOL	2210	3300 lm
4515.231.xOL	2310	3450 lm
4515.241.xOL	2410	3600 lm
4515.251.xOL	2510	3750 lm
4515.261.xOL	2610	3900 lm
4515.271.xOL	2710	4050 lm
4515.281.xOL	2810	4200 lm
4515.291.xOL	2910	4350 lm

2700K | 3000K | 4000K | 6500K | RGB on Request

1-10V on Request | 1-10V bajo Pedido | 1-10V sur Demande.

4515 IK03 IP65 Driver IP20 LED Strip		
Code	L (mm)	Flow/Power (approx. 83,2lm/W)
4515.052.xOL	520	610 lm
4515.062.xOL	620	732 lm
4515.072.xOL	720	854 lm
4515.082.xOL	820	976 lm
4515.092.xOL	920	1098 lm
4515.102.xOL	1020	1220 lm
4515.112.xOL	1120	1342 lm
4515.122.xOL	1220	1464 lm
4515.132.xOL	1320	1586 lm
4515.142.xOL	1420	1708 lm
4515.152.xOL	1520	1830 lm
4515.162.xOL	1620	1952 lm
4515.172.xOL	1720	2074 lm
4515.182.xOL	1820	2196 lm
4515.192.xOL	1920	2318 lm
4515.202.xOL	2020	2440 lm
4515.212.xOL	2120	2562 lm
4515.222.xOL	2220	2684 lm
4515.232.xOL	2320	2806 lm
4515.242.xOL	2420	2928 lm
4515.252.xOL	2520	3050 lm
4515.262.xOL	2620	3172 lm
4515.272.xOL	2720	3294 lm
4515.282.xOL	2820	3416 lm
4515.292.xOL	2920	3538 lm

2700K | 3000K | 4000K | 6000K | RGB on Request

1-10V on Request | 1-10V bajo Pedido | 1-10V sur Demande.



1

White
Blanco
Blanc

code:
4x1x.xxx.10L

2

Gray
Gris
Gris

code:
4x1x.xxx.20L

3

Satin Gray
Gris Satinado
Gris Satin

code:
4x1x.xxx.30L

9

Black
Negro
Noir

code:
4x1x.xxx.90L


0

RAL on Request
RAL bajo Consulta
RAL sur Demande

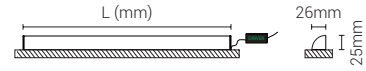
Can be installed in continuous lines, with the requested length and shape.
 Puede ser instalado en líneas continuas, con la longitud y forma solicitadas.
 Peut être installé dans des lignes continues, avec la longueur et forme souhaitées.



4516



Important Information: Remote Driver Included *
Información Importante: Driver Remoto Incluido
Informations Importantes: Driver Déporté Inclus



* Not integrated in the luminaire | No integrado en la luminaria | Pas incorporé dans la luminaire.

4516 | IK03 | IP40 | LED Strip

Code	L (mm)	Flow/Power (approx. 138lm/W)
4516.051.xOL	510	750 lm
4516.061.xOL	610	900 lm
4516.071.xOL	710	1050 lm
4516.081.xOL	810	1200 lm
4516.091.xOL	910	1350 lm
4516.101.xOL	1010	1500 lm
4516.111.xOL	1110	1650 lm
4516.121.xOL	1210	1800 lm
4516.131.xOL	1310	1950 lm
4516.141.xOL	1410	2100 lm
4516.151.xOL	1510	2250 lm
4516.161.xOL	1610	2400 lm
4516.171.xOL	1710	2550 lm
4516.181.xOL	1810	2700 lm
4516.191.xOL	1910	2850 lm
4516.201.xOL	2010	3000 lm
4516.211.xOL	2110	3150 lm
4516.221.xOL	2210	3300 lm
4516.231.xOL	2310	3450 lm
4516.241.xOL	2410	3600 lm
4516.251.xOL	2510	3750 lm
4516.261.xOL	2610	3900 lm
4516.271.xOL	2710	4050 lm
4516.281.xOL	2810	4200 lm
4516.291.xOL	2910	4350 lm

2700K | 3000K | 4000K | 6500K | RGB on Request


1-10V on Request | 1-10V bajo Pedido | 1-10V sur Demande.

4516 | IK03 | IP65 | Driver IP20 | LED Strip

Code	L (mm)	Flow/Power (approx. 83,2lm/W)
4516.052.xOL	520	610 lm
4516.062.xOL	620	732 lm
4516.072.xOL	720	854 lm
4516.082.xOL	820	976 lm
4516.092.xOL	920	1098 lm
4516.102.xOL	1020	1220 lm
4516.112.xOL	1120	1342 lm
4516.122.xOL	1220	1464 lm
4516.132.xOL	1320	1586 lm
4516.142.xOL	1420	1708 lm
4516.152.xOL	1520	1830 lm
4516.162.xOL	1620	1952 lm
4516.172.xOL	1720	2074 lm
4516.182.xOL	1820	2196 lm
4516.192.xOL	1920	2318 lm
4516.202.xOL	2020	2440 lm
4516.212.xOL	2120	2562 lm
4516.222.xOL	2220	2684 lm
4516.232.xOL	2320	2806 lm
4516.242.xOL	2420	2928 lm
4516.252.xOL	2520	3050 lm
4516.262.xOL	2620	3172 lm
4516.272.xOL	2720	3294 lm
4516.282.xOL	2820	3416 lm
4516.292.xOL	2920	3538 lm

2700K | 3000K | 4000K | 6000K | RGB on Request

1-10V on Request | 1-10V bajo Pedido | 1-10V sur Demande.



Opaline
 Opal
 Opale

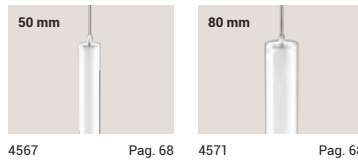
code:
 4x1x.xxx.xOL





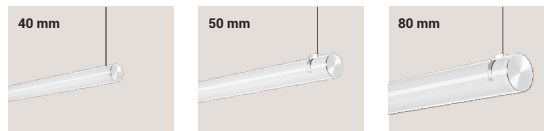
Tubular | Tubulares | Tubulaires

Vertically suspended luminaire, 360° light projection
 Luminaria suspendida verticalmente, proyección de luz a 360°
 Luminaire suspendu verticalement, éclairage à 360°




4567 Pag. 68 4571 Pag. 68

Suspended luminaire, 300° or 360° light projection
 Luminaria suspendida, proyección de luz a 300° o 360°
 Luminaire suspendu, éclairage à 300° ou 360°




4573 Pag. 72 4565 Pag. 69 4569 Pag. 69

Suspended luminaire, downward light projection
 Luminaria suspendida, proyección de luz descendente
 Luminaire suspendu, éclairage direct



4065 Pag. 70 4069 Pag. 70 4067 Pag. 71 4071 Pag. 71

Surface mounted luminaire, 300° or 360° light projection
 Luminaria saliente, proyección de luz a 300° o 360°
 Luminaire apparent, éclairage à 300° ou 360°



4572 Pag. 72 4564 Pag. 73 4568 Pag. 73

Surface mounted luminaire, downward light projection
 Luminaria saliente, proyección de luz descendente
 Luminaire apparent, éclairage direct



4064 Pag. 74 4068 Pag. 74 4066 Pag. 75 4070 Pag. 75

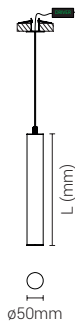


50 mm | 80 mm | Vertically suspended luminaire with 360° flux emission
 Luminaria suspendida verticalmente con emisión de flujo de 360°
 Luminare suspendu verticalement avec émission de flux à 360°

4567



Important Information: Remote Driver Included *
 Información Importante: Driver Remoto Incluido
 Informations Importantes: Driver Déporté Inclus

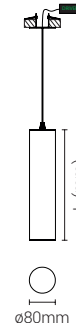


* Not integrated in the luminaire | No integrado en la luminaria | Pas incorporé dans la luminare.

4571



Important Information: Remote Driver Included *
 Información Importante: Driver Remoto Incluido
 Informations Importantes: Driver Déporté Inclus



* Not integrated in the luminaire | No integrado en la luminaria | Pas incorporé dans la luminare.

4567 IK07 IP43 LED Strip		
Code	L (mm)	Flow/Power (approx. 141lm/W)
4567.055.xFL	550	2000 lm
4567.105.xFL	1050	4000 lm
4567.155.xFL	1550	6000 lm
4567.205.xFL	2050	8000 lm

2700K | 3000K | 4000K

4571 IK07 IP43 LED Strip		
Code	L (mm)	Flow/Power (approx. 138lm/W)
4571.055.xFL	550	3000 lm
4571.105.xFL	1050	6000 lm
4571.155.xFL	1550	9000 lm
4571.205.xFL	2050	12000 lm

2700K | 3000K | 4000K

Accessories | Accesorios | Accessoires

1 2 7 9

Standard/Included



5184.FER.xXX
Round Recessed Ceiling Rose Ø80mm


Option - Incorporated Driver



5084.CDT.xXX
Driver Box Ø50mm
5184.CDT.xXX
Driver Box Ø80mm



Option - Incorporated Driver



5084.FER.xXX
5184.FER.xXX
Round Recessed Ceiling Rose +



5084.CDT.xXX
5184.CDT.xXX
Driver Box



4064.MFL.050
Stainless steel clamp Ø50mm

4068.MFL.080
Stainless steel clamp Ø80mm



5184.CDR.xXX
Driver Box




5084.COS.xXX
Suspension Cables Standard/Included 1,5m
5084.xAx.xXX
Power Cable Standard/Included 1,5m
Other Lengths Page 243

The options with driver box are only possible for measures until 1550mm.

Las opciones con caja de driver, solo son posibles para medidas hasta 1550mm.

Les options avec boîte de driver, sont uniquement possibles pour des mesures jusqu'à 1500mm.



1

White
Blanco
Blanc

code:
4xxx.xxx.1FL

Other measures on request.
Otras medidas bajo consulta.
Autres mesures sur demande.

2

Gray
Gris
Gris

code:
4xxx.xxx.2FL

4

Brushed
Cepillado
Brossé

code:
4xxx.xxx.4FL

7

Graphite
Grafito
Graphite

code:
4xxx.xxx.7FL

9

Black
Negro
Noir


code:
4xxx.xxx.9FL

0

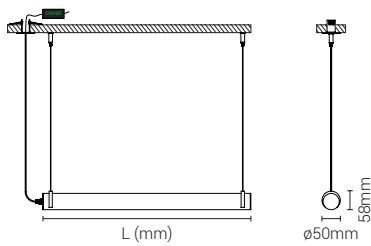
RAL on Request
RAL bajo Consulta
RAL sur Demande



4565



Important Information: Remote Driver Included *
 Información Importante: Driver Remoto Incluido
 Informations Importantes: Driver Déporté Inclus




* Not integrated in the luminaire | No integrado en la luminaria | Pas incorporé dans la luminaire.

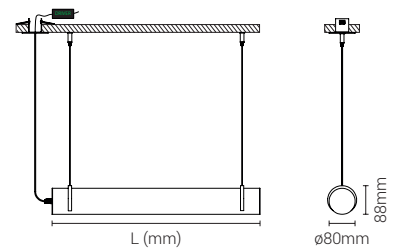
4565 IK07 IP43 LED Strip		
Code	L (mm)	Flow/Power (approx. 141lm/W)
4565.055.xFL	550	2000 lm
4565.105.xFL	1050	4000 lm
4565.155.xFL	1550	6000 lm
4565.205.xFL	2050	8000 lm

2700K | 3000K | 4000K

4569





Important Information: Remote Driver Included *
 Información Importante: Driver Remoto Incluido
 Informations Importantes: Driver Déporté Inclus



* Not integrated in the luminaire | No integrado en la luminaria | Pas incorporé dans la luminaire.

4569 IK07 IP43 LED Strip		
Code	L (mm)	Flow/Power (approx. 138lm/W)
4569.055.xFL	550	3000 lm
4569.105.xFL	1050	6000 lm
4569.155.xFL	1550	9000 lm
4569.205.xFL	2050	12000 lm

2700K | 3000K | 4000K

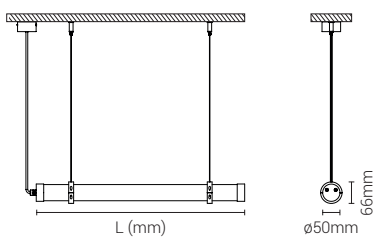
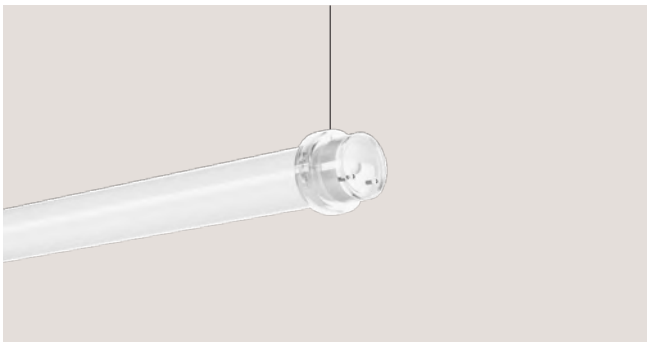


Frosted
 Mate
 Satiné
 code:
 4xxx.xxx.xFL

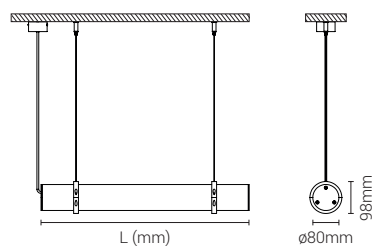




4065



4069



4065 | IK10 | IP65 | LED Module

Code	L (mm)	Flow/Power (approx. 183lm/W)
4065.035.PxL	355	1300 lm
4065.063.PxL	635	2600 lm
4065.091.PxL	915	3900 lm
4065.119.PxL	1195	5200 lm
4065.147.PxL	1475	6500 lm
4065.175.PxL	1755	7800 lm
4065.203.PxL	2035	9100 lm
4065.231.PxL	2315	10400 lm
4065.259.PxL	2595	11700 lm
4065.287.PxL	2875	13000 lm

2700K | 3000K | 4000K | 5000K | 6500K

4069 | IK07 | IP65 | LED Module

Code	L (mm)	Flow/Power (approx. 183lm/W)
4069.037.PxL	376	1300 lm
4069.065.PxL	656	2600 lm
4069.093.PxL	936	3900 lm
4069.121.PxL	1216	5200 lm
4069.149.PxL	1496	6500 lm
4069.177.PxL	1776	7800 lm
4069.205.PxL	2056	9100 lm
4069.233.PxL	2336	10400 lm
4069.261.PxL	2616	11700 lm
4069.289.PxL	2896	13000 lm

2700K | 3000K | 4000K | 5000K | 6500K

Accessories | Accesorios | Accessoires

1 2 7 9

Standard/Included



5084.FSR.xXX
Round Surface
Ceiling Rose Ø58mm

Option



5084.FER.xXX
Round Recessed
Ceiling Rose Ø55mm




4064.MFI.050
Stainless Steel Clamp
Ø50mm





4068.MFI.080
Stainless Steel Clamp
Ø80mm



5084.COS.xXX
Suspension Cables
Standard/Included 1,5m



5084.xAx.xXX
Power Cable
Standard/Included 1,5m
Other Lengths Page 243



P

Polycarbonate
Policarbonato
Polycarbonate

code:
4x6x.xxx.PxL

Other measures on request.
Otras medidas bajo consulta.
Autres mesures sur demande.

1

White
Blanco
Blanc

code:
4xxx.xxx.1xL

2

Gray
Gris
Gris

code:
4xxx.xxx.2xL

4

Brushed
Cepillado
Brosse

code:
4xxx.xxx.4xL

7

Graphite
Grafito
Graphite

code:
4xxx.xxx.7xL

9

Black
Negro
Noir

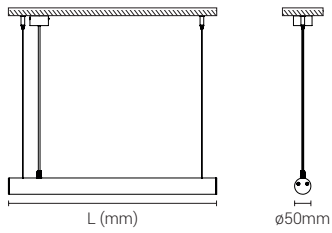

code:
4xxx.xxx.9xL

0

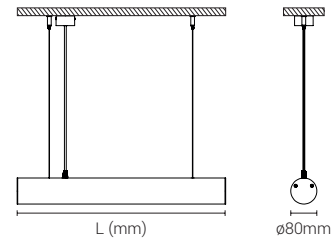
RAL on Request
RAL bajo Consulta
RAL sur Demande



4067



4071



4067 | IK10 | IP43 | LED Module



Code	L (mm)	Flow/Power (approx. 183lm/W)
4067.033.xxL	338	1300 lm
4067.061.xxL	618	2600 lm
4067.089.xxL	898	3900 lm
4067.117.xxL	1178	5200 lm
4067.145.xxL	1458	6500 lm
4067.173.xxL	1738	7800 lm
4067.201.xxL	2018	9100 lm
4067.229.xxL	2298	10400 lm
4067.257.xxL	2578	11700 lm
4067.285.xxL	2858	13000 lm


2700K | 3000K | 4000K | 5000K | 6500K

4071 | IK07 | IP43 | LED Module



Code	L (mm)	Flow/Power (approx. 183lm/W)
4071.035.xxL	354	1300 lm
4071.063.xxL	634	2600 lm
4071.091.xxL	914	3900 lm
4071.119.xxL	1194	5200 lm
4071.147.xxL	1474	6500 lm
4071.175.xxL	1754	7800 lm
4071.203.xxL	2034	9100 lm
4071.231.xxL	2314	10400 lm
4071.259.xxL	2594	11700 lm
4071.287.xxL	2874	13000 lm

2700K | 3000K | 4000K | 5000K | 6500K



Frosted
Mate
Satiné
code:
4xxx.xxx.xFL

Transparent
Transparente
Transparent
code:
4xxx.xxx.xTL



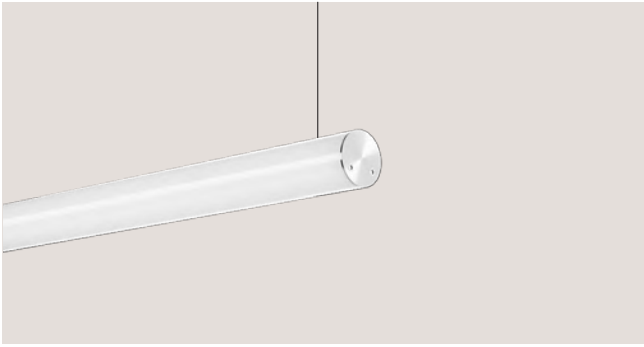
These fixtures can include these electrical components from 1130mm in length.
Estas luminarias pueden incluir estos componentes eléctricos a partir de 1130mm de longitud.
Ces luminaires peuvent inclure ces composants électriques à partir de 1130mm de longueur.



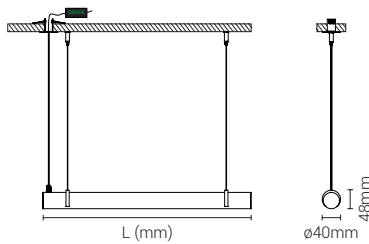


40 mm | Suspended luminaire or ceiling/wall surface mounted luminaire with 200° flux emission
 Luminaria suspendida o luminaria de superficie de techo/pared con emisión de flujo de 200°
 Luminaire suspendu ou luminaire apparent de plafond/mur avec émission de flux à 200°

4573



Important Information: Remote Driver Included *
 Información Importante: Driver Remoto Incluido
 Informations Importantes: Driver Déporté Inclus




* Not integrated in the luminaire | No integrado en la luminaria | Pas incorporé dans la luminaria.

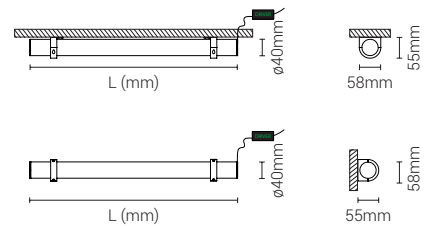
4573 IK04 IP43 LED Strip		
Code	L (mm)	Flow/Power (approx. 138lm/W)
4573.055.xFL	550	750 lm
4573.105.xFL	1050	1500 lm
4573.155.xFL	1550	2250 lm
4573.205.xFL	2050	3000 lm
4573.255.xFL	2550	3750 lm
4573.305.xFL	3050	4500 lm

2700K | 3000K | 4000K

4572



Important Information: Remote Driver Included *
 Información Importante: Driver Remoto Incluido
 Informations Importantes: Driver Déporté Inclus



* Not integrated in the luminaire | No integrado en la luminaria | Pas incorporé dans la luminaria.

4572 IK04 IP43 LED Strip		
Code	L (mm)	Flow/Power (approx. 138lm/W)
4572.055.xFL	550	750 lm
4572.105.xFL	1050	1500 lm
4572.155.xFL	1550	2250 lm
4572.205.xFL	2050	3000 lm
4572.255.xFL	2550	3750 lm
4572.305.xFL	3050	4500 lm

2700K | 3000K | 4000K

Accessories Accesorios Accessoires			
Standard/Included			
5184.FER.xXX Round Recessed Ceiling Rose Ø80mm	4064.MFI.050 Stainless Steel Clamp Ø50mm 4068.MFI.080 Stainless Steel Clamp Ø80mm	5184.CDR.xXX Driver Box	5084.COS.xXX Suspension Cables Standard/Included 1,5m 5084.xAx.xXX Power Cable Standard/Included 1,5m Other Lengths Page 243



1

White
Blanco
Blanc

code:
4xxx.xxx.1FL

2

Gray
Gris
Gris

code:
4xxx.xxx.2FL

4

Brushed
Cepillado
Brosse

code:
4xxx.xxx.4FL

7

Graphite
Grafito
Graphite

code:
4xxx.xxx.7FL

9

Black
Negro
Noir

code:
4xxx.xxx.9FL


0

RAL on Request
RAL bajo Consulta
RAL sur Demande

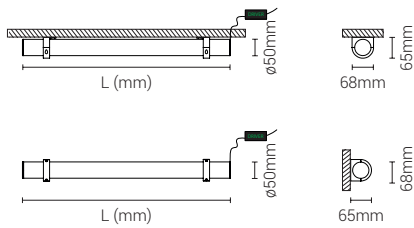
Other measures on request.
Otras medidas bajo consulta.
Autres mesures sur demande.



4564



Important Information: Remote Driver Included *
Información Importante: Driver Remoto Incluido
Informations Importantes: Driver Déporté Inclus




* Not integrated in the luminaire | No integrado en la luminaria | Pas incorporé dans la luminaria.

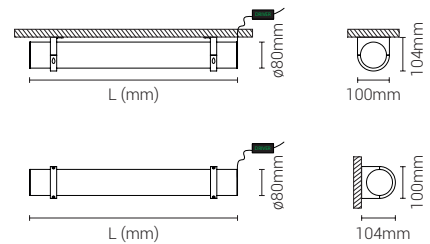
4564 IK07 IP43 LED Strip		
Code	L (mm)	Flow/Power (approx. 141lm/W)
4564.055.xFL	550	2000 lm
4564.105.xFL	1050	4000 lm
4564.155.xFL	1550	6000 lm
4564.205.xFL	2050	8000 lm

2700K | 3000K | 4000K

4568



Important Information: Remote Driver Included *
Información Importante: Driver Remoto Incluido
Informations Importantes: Driver Déporté Inclus



* Not integrated in the luminaire | No integrado en la luminaria | Pas incorporé dans la luminaria.

4568 IK07 IP43 LED Strip		
Code	L (mm)	Flow/Power (approx. 138lm/W)
4568.055.xFL	550	3000 lm
4568.105.xFL	1050	6000 lm
4568.155.xFL	1550	9000 lm
4568.205.xFL	2050	12000 lm

2700K | 3000K | 4000K



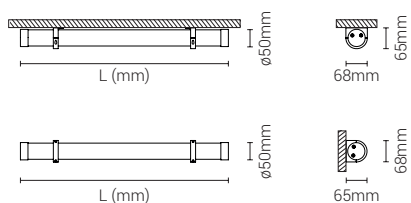
Frosted
 Mate
 Satiné
 code:
 4xxx.xxx.xFL



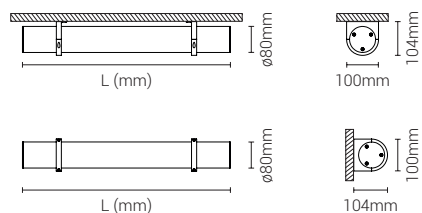


50 mm | 80 mm | Ceiling/wall surface mounted luminaire
Luminaria de superficie de techo/pared
Luminaire apparent de plafond/mur

4064



4068



4064 | IK10 | IP65 | LED Module

Code	L (mm)	Flow/Power (approx. 183lm/W)
4064.035.PxL	355	1300 lm
4064.063.PxL	635	2600 lm
4064.091.PxL	915	3900 lm
4064.119.PxL	1195	5200 lm
4064.147.PxL	1475	6500 lm
4064.175.PxL	1755	7800 lm
4064.203.PxL	2035	9100 lm
4064.231.PxL	2315	10400 lm
4064.259.PxL	2595	11700 lm
4064.287.PxL	2875	13000 lm

2700K | 3000K | 4000K | 5000K | 6500K

4068 | IK07 | IP65 | LED Module

Code	L (mm)	Flow/Power (approx. 183lm/W)
4068.037.PxL	376	1300 lm
4068.065.PxL	656	2600 lm
4068.093.PxL	936	3900 lm
4068.121.PxL	1216	5200 lm
4068.149.PxL	1496	6500 lm
4068.177.PxL	1776	7800 lm
4068.205.PxL	2056	9100 lm
4068.233.PxL	2336	10400 lm
4068.261.PxL	2616	11700 lm
4068.289.PxL	2896	13000 lm

2700K | 3000K | 4000K | 5000K | 6500K

Accessories | Accesorios | Accessoires

1 2 7 9



4064.MFI.050
Stainless Steel Clamp Ø50mm
4068.MFI.080
Stainless Steel Clamp Ø80mm



P

Polycarbonate
Policarbonato
Polycarbonate

code:
4x6x.xxx.PxL

1

White
Blanco
Blanc

code:
4xxx.xxx.1xL

2

Gray
Gris
Gris

code:
4xxx.xxx.2xL

4

Brushed
Cepillado
Brossé

code:
4xxx.xxx.4xL

7

Graphite
Grafite
Graphite

code:
4xxx.xxx.7xL

9

Black
Negro
Noir

code:
4xxx.xxx.9xL

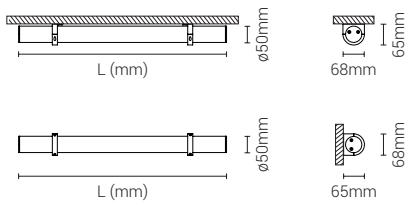

0

RAL on Request
RAL bajo Consulta
RAL sur Demande

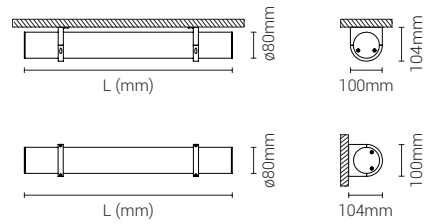

Other measures on request.
Otras medidas bajo consulta.
Autres mesures sur demande.



4066



4070



4066 IK10 IP43 LED Module		
Code	L (mm)	Flow/Power (approx. 183lm/W)
4066.033.xxL	338	1300 lm
4066.061.xxL	618	2600 lm
4066.089.xxL	898	3900 lm
4066.117.xxL	1178	5200 lm
4066.145.xxL	1458	6500 lm
4066.173.xxL	1738	7800 lm
4066.201.xxL	2018	9100 lm
4066.229.xxL	2298	10400 lm
4066.257.xxL	2578	11700 lm
4066.285.xxL	2858	13000 lm

2700K | 3000K | 4000K | 5000K | 6500K

4070 IK07 IP43 LED Module		
Code	L (mm)	Flow/Power (approx. 183lm/W)
4070.035.xxL	354	1300 lm
4070.063.xxL	634	2600 lm
4070.091.xxL	914	3900 lm
4070.119.xxL	1194	5200 lm
4070.147.xxL	1474	6500 lm
4070.175.xxL	1754	7800 lm
4070.203.xxL	2034	9100 lm
4070.231.xxL	2314	10400 lm
4070.259.xxL	2594	11700 lm
4070.287.xxL	2874	13000 lm

2700K | 3000K | 4000K | 5000K | 6500K



Frosted
Mate
Satiné

code:
4xxx.xxx.xFL

Transparent
Transparente
Transparent

code:
4xxx.xxx.xTL



These fixtures can include these electrical components from 1130mm in length.
 Estas luminarias pueden incluir estos componentes eléctricos a partir de 1130mm de longitud.
 Ces luminaires peuvent inclure ces composants électriques à partir de 1130mm de longueur.





Watertight and Industrial | Estancas y Industriales | Étanches et Industriels

▶ **Watertight surface mounted luminaire, downward light projection**
Luminaria estanca de superficie, proyección de luz descendente
Luminaire étanche apparent, éclairage direct



4018

Pag. 78



4018 LED

Pag. 78

▶ **Industrial suspended luminaire, downward light projection**
Luminaria industrial suspendida, proyección de luz descendente
Luminaire industriel suspendu, éclairage direct



5501

Pag. 80



5502

Pag. 80



5601

Pag. 80



5001

Pag. 81



5002

Pag. 81

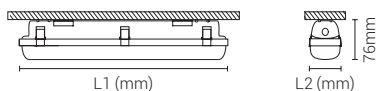



5006

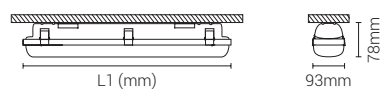
Pag. 81



4018



4018 LED



4018 IK08 IP66 T5 T8 LED			
Code	L1 (mm)	L2 (mm)	Power
4018.114.2PL	665	64	T5 14W
4018.124.2PL	665	64	T5 24W
4018.128.2PL	1263	64	T5 28W
4018.154.2PL	1263	64	T5 54W
4018.135.2PL	1562	64	T5 35W
4018.149.2PL	1562	64	T5 49W
4018.180.2PL	1562	64	T5 80W
4018.214.2PL	665	94	T5 (2x) 14W
4018.224.2PL	665	94	T5 (2x) 24W
4018.228.2PL	1263	94	T5 (2x) 28W
4018.254.2PL	1263	94	T5 (2x) 54W
4018.235.2PL	1562	94	T5 (2x) 35W
4018.249.2PL	1562	94	T5 (2x) 49W
4018.280.2PL	1562	94	T5 (2x) 80W
4018.106.2PL	665	63	T8 LED 8W
4018.112.2PL	1263	63	T8 LED 12W
4018.115.2PL	1562	63	T8 LED 18W
4018.206.2PL	665	94	T8 LED (2x) 8W
4018.212.2PL	1263	94	T8 LED (2x) 12W
4018.215.2PL	1562	94	T8 LED (2x) 18W
4018.106.2PX	665	64	-
4018.112.2PX	1263	64	-
4018.115.2PX	1562	64	-
4018.206.2PX	665	94	-
4018.212.2PX	1263	94	-
4018.215.2PX	1562	94	-

2700K | 3000K | 4000K | 5000K | 6500K

4018 IK08 IP66 LED Module		
Code	L1 (mm)	Flow/Power (approx. 183lm/W)
4018.060.2OL	600	2200 lm
4018.119.2OL	1198	4400 lm
4018.149.2OL	1500	5500 lm
4018.260.2OL	600	4400 lm
4018.211.2OL	1198	8800 lm
4018.214.2OL	1500	11000 lm

2700K | 3000K | 4000K | 5000K | 6500K



2

Gray
Gris
Gris

code:
4018.xxx.2xx



Prismatic
Prismático
Prismatique

code:
4018.xxx.xPx

Opaline
Opal
Opale

code:
4018.xxx.xOx



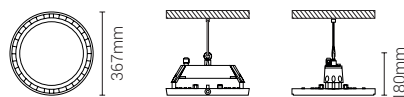


5501



5501 IK08 IP65 LED Module	
Code	Flow/Power (approx.)
5501.087.2TL	87W - 13950 lm
5501.113.2TL	113W - 17400 lm
5501.135.2TL	135W - 19600 lm

3000K | 4000K



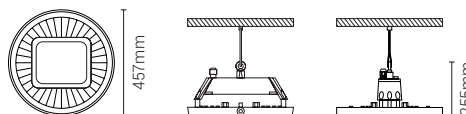
Suspension Cables not included | Cables de Suspensión no incluidos | Câbles de Suspension non inclus

5502



5502 IK08 IP65 LED Module	
Code	Flow/Power (approx.)
5502.144.2TL	144W - 22500 lm
5502.185.2TL	185W - 28000 lm
5502.215.2TL	215W - 31000 lm

3000K | 4000K



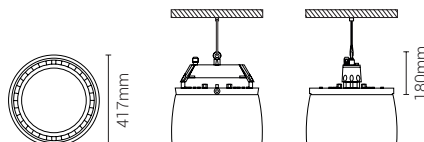
Suspension Cables not included | Cables de Suspensión no incluidos | Câbles de Suspension non inclus

5601




5601 IK08 IP65 LED Module	
Code	Flow/Power (approx.)
5601.087.2TL	87W - 13950 lm
5601.113.2TL	113W - 17400 lm
5601.135.2TL	135W - 19600 lm

3000K | 4000K



Suspension Cables not included | Cables de Suspensión no incluidos | Câbles de Suspension non inclus



1

White
Blanco
Blanc

code:
5x0x.xxx.1xL

2

Cinza
Gris
Gris

code:
5x0x.xxx.2xL

7

Graphite
Grafito
Graphite

code:
5x0x.xxx.7xL

9

Black
Negro
Noir

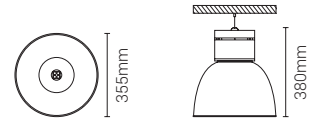
code:
5x0x.xxx.9xL



5001



5001 IK10 IP20 E27	
Code	Flow/Power (approx.)
5001.100.xPX	E27

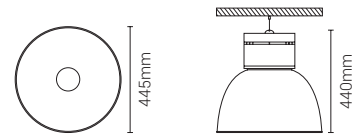


Suspension Cables not included | Cables de Suspensión no incluidos | Câbles de Suspension non inclus

5002



5002 IK10 IP20 E27	
Code	Flow/Power (approx.)
5002.100.xPX	E27
9202.000.XXX	Cover - Prismatic



Suspension Cables not included | Cables de Suspensión no incluidos | Câbles de Suspension non inclus

5006



5006 IK10 IP20 E27	
Code	Flow/Power (approx.)
5006.100.xxX	E27
9202.GRE.xXX	Grill
9202.VID.xTX	Glass



Reflector in plain aluminum or multifaceted as an option | Réflecteur en aluminium ordinaire ou multiforme en option | Reflector en aluminio liso o multifacético como opción

Suspension Cables not included | Cables de Suspensión no incluidos | Câbles de Suspension non inclus



Transparent
Transparente
Transparent

code:
5x0x.xxx.xTL



Prismatic
Prismático
Prismatique

code:
5x0x.xxx.xPX



Aluminum
Aluminio
Aluminium

code:
5006.xxx.xAX



Multifaceted
Multifacético
Multifacettes

code:
5006.xxx.xMX







Circular | Circulares | Circulaires

▶ **Recessed luminaire with trim**
 Luminaria empotrada con marco
 Luminaire encastré avec collerette



5511 Pg. 86

▶ **Recessed trimless luminaire**
 Luminaria empotrada sin marco
 Luminaire encastré sans collerette



5510 Pg. 86

▶ **Surface mounted luminaire**
 Luminaria de superficie
 Luminaire apparent



5010 Pg. 87



5011 Pg. 87

▶ **Suspended luminaire**
 Luminaria suspendida
 Luminaire suspendu



5015 Pg. 88



5016 Pg. 88

Donuts

▶ **Recessed luminaire with trim**
 Luminaria empotrada con marco
 Luminaire encastré avec collerette



5512 Pg. 89



5513 Pg. 89

▶ **Surface mounted luminaire**
 Luminaria de superficie
 Luminaire apparent



5004 Pg. 90



5530 Pg. 90

▶ **Suspended luminaire**
 Luminaria suspendida
 Luminaire suspendu



5007 Pg. 91



5531 Pg. 91

▶ **Suspended luminaire, downward and upward light projection**
 Luminaria suspendida, proyección de luz descendente y ascendente
 Luminaire suspendu, éclairage direct et indirect



5541 Pg. 91

Slim Donuts

▶ **Surface mounted luminaire**
 Luminaria de superficie
 Luminaire apparent



5514 Pg. 92

▶ **Surface mounted luminaire, interior light projection**
 Luminaria de superficie, proyección de luz interior
 Luminaire apparent, éclairage intérieur



5504 Pg. 92

▶ **Surface mounted luminaire, exterior light projection**
 Luminaria de superficie, proyección de luz exterior
 Luminaire apparent, éclairage extérieur



5544 Pg. 92

▶ **Suspended luminaire**
Luminaria suspendida
Luminaire suspendu



5517 Pg. 94

▶ **Suspended luminaire, interior light projection**
Luminaria suspendida, proyección de luz interior
Luminaire suspendu, éclairage intérieur



5507 Pg. 94

▶ **Suspended luminaire, exterior light projection**
Luminaria suspendida, proyección de luz exterior
Luminaire suspendu, éclairage extérieur



5547 Pg. 94

▶ **Vertically suspended luminaire, interior light projection**
Luminaria suspendida verticalmente, proyección de luz interior
Luminaire suspendu verticalement, éclairage intérieur



5536 Pg. 96

▶ **Vertically suspended luminaire, exterior light projection**
Luminaria suspendida verticalmente, proyección de luz exterior
Luminaire suspendu verticalement, éclairage extérieur



5537 Pg. 96

Linear | Lineares | Linéaires

▶ **Recessed luminaire with trim**
Luminaria empotrada
Luminaire encastré



5520 Pg. 97 5521 Pg. 97

▶ **Surface mounted luminaire**
Luminaria de superficie
Luminaire apparent



5024 Pg. 98 5025 Pg. 98

▶ **Suspended luminaire**
Luminaria suspendida
Luminaire suspendu



5026 Pg. 99 5027 Pg. 99

▶ **Surface mounted luminaire**
Luminaria de superficie
Luminaire apparent



5524 Pg. 100 5525 Pg. 100 5528 Pg. 100

▶ **Suspended luminaire**
Luminaria suspendida
Luminaire suspendu



5526 Pg. 101 5527 Pg. 101 5529 Pg. 101

▶ **Recessed luminaire with trim**
Luminaria empotrada
Luminaire encastré



7038 Pg. 102 7039 Pg. 102

▶ **Surface mounted luminaire**
Luminaria de superficie
Luminaire apparent



7048 Pg. 103 7049 Pg. 103

▶ **Recessed light panel with trim for suspended ceilings**
Panel de luz empotrada para falsos techos
Panneau lumineux encastré pour plafonds suspendus



5550 Pg. 104

▶ **Surface mounted light panel for suspended ceilings**
Panel de luz de superficie para falsos techos
Panneau lumineux apparent pour plafonds suspendus



5551 Pg. 104

▶ **Suspended light panel for suspended ceilings**
Panel de luz suspendida para falsos techos
Panneau lumineux suspendu pour plafonds

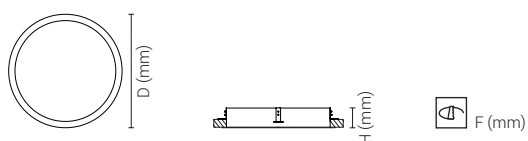


5552 Pg. 104

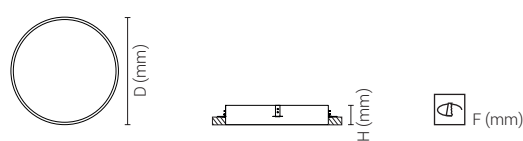
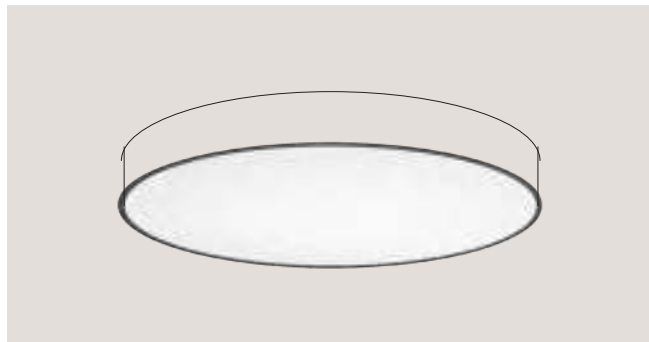


Recessed trim/trimless luminaire
Luminaria empotrada con/sin marco
Luminaire encastré avec/sans collette

5511



5510



5511 IK03 IP20 LED Module				
Code	D (mm)	H (mm)	F (mm)	Flow/Power (approx.)
5511.114.xOL	265	80	255	14W - 2000 lm
5511.250.xOL	265	80	255	25W - 3000 lm
5511.118.xOL	365	80	355	15W - 2000 lm
5511.129.xOL	365	80	355	29W - 4000 lm
5511.116.xOL	465	120	455	25W - 3500 lm
5511.125.xOL	465	120	455	35W - 4700 lm
5511.110.xOL	665	120	655	45W - 7500 lm
5511.516.xOL	665	120	655	80W - 14000 lm
5511.205.xOL	965	120	955	98W - 16000 lm
5511.816.xOL	965	120	955	140W - 25000 lm
5511.011.xOL	1265	120	1255	110W - 16000 lm
5511.210.xOL	1265	120	1255	210W - 33000 lm

2700K | 3000K | 4000K | 5000K | 6500K

5510 IK03 IP20 LED Module				
Code	D (mm)	H (mm)	F (mm)	Flow/Power (approx.)
5510.114.xOL	250	80	250	14W - 2000 lm
5510.250.xOL	250	80	250	25W - 3000 lm
5510.118.xOL	350	80	350	15W - 2000 lm
5510.129.xOL	350	80	350	29W - 4000 lm
5510.116.xOL	450	120	450	25W - 3500 lm
5510.125.xOL	450	120	450	35W - 4700 lm
5510.110.xOL	650	120	650	45W - 7500 lm
5510.516.xOL	650	120	650	80W - 14000 lm
5510.205.xOL	950	120	950	98W - 16000 lm
5510.816.xOL	950	120	950	140W - 25000 lm
5510.011.xOL	1250	120	1250	110W - 16000 lm
5510.210.xOL	1250	120	1250	210W - 33000 lm

2700K | 3000K | 4000K | 5000K | 6500K



1

White
Blanco
Blanc

code:
5x1x.xxx.10L

2

Gray
Gris
Gris

code:
5x1x.xxx.20L

7

Graphite
Grafito
Graphite

code:
5x1x.xxx.70L

9

Black
Negro
Noir

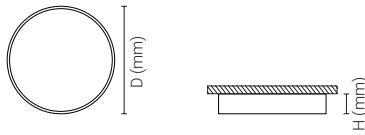
code:
5x1x.xxx.90L

0

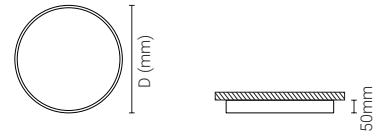
RAL on request
RAL bajo consulta
RAL sur demande



5010



5011



5010 IK03 IP20 LED Module			
Code	D (mm)	H (mm)	Flow/Power (approx.)
5010.114.xOL	250	80	14W - 2000 lm
5010.250.xOL	250	80	25W - 3000 lm
5010.118.xOL	350	80	15W - 2000 lm
5010.129.xOL	350	80	29W - 4000 lm
5010.116.xOL	450	120	25W - 3500 lm
5010.125.xOL	450	120	35W - 4700 lm
5010.110.xOL	650	120	45W - 7500 lm
5010.516.xOL	650	120	80W - 14000 lm
5010.205.xOL	950	120	98W - 16000 lm
5010.816.xOL	950	120	140W - 25000 lm
5010.011.xOL	1250	120	110W - 16000 lm
5010.210.xOL	1250	120	210W - 33000 lm

2700K | 3000K | 4000K | 5000K | 6500K

5011 IK03 IP40 LED Module		
Code	D (mm)	Flow/Power (approx.)
5011.030.xOL	300	21W - 2500 lm
5011.040.xOL	400	27W - 3300 lm
5011.050.xOL	500	30W - 4000 lm

3000K | 4000K



Opaline
Opal
Opale
code:
5x1x xxx.xOL

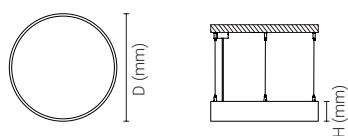


These fixtures can include these electrical components. Estas luminarias pueden incluir estos componentes eléctricos. Ces luminaires peuvent inclure ces composants électriques.

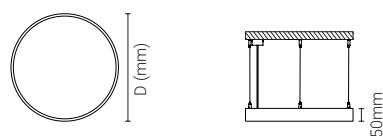




5015



5016



5015 | IK03 | IP20 | LED Module



Code	D (mm)	H (mm)	Flow/Power (approx.)
5015.114.xOL	250	80	14W - 2000 lm
5015.250.xOL	250	80	25W - 3000 lm
5015.118.xOL	350	80	15W - 2000 lm
5015.129.xOL	350	80	29W - 4000 lm
5015.116.xOL	450	120	25W - 3500 lm
5015.125.xOL	450	120	35W - 4700 lm
5015.110.xOL	650	120	45W - 7500 lm
5015.516.xOL	650	120	80W - 14000 lm
5015.205.xOL	950	120	98W - 16000 lm
5015.816.xOL	950	120	140W - 25000 lm
5015.011.xOL	1250	120	110W - 16000 lm
5015.210.xOL	1250	120	210W - 33000 lm

2700K | 3000K | 4000K | 5000K | 6500K

5016 | IK03 | IP40 | LED Module

Code	D (mm)	Flow/Power (approx.)
5016.030.xOL	300	21W - 2500 lm
5016.040.xOL	400	27W - 3300 lm
5016.050.xOL	500	30W - 4000 lm

3000K | 4000K

Accessories | Accesorios | Accessoires

1 2 7 9

Standard/Included



5084.FSR.xXX
Round Surface
Ceiling Rose
Ø58mm



Option




5084.FER.xXX
Round Recessed
Ceiling Rose
Ø55mm



Option



5084.CSx.xXX
Round Surface
Ceiling Rose
3 or 4 holes
Ø118mm



5084.COS.xXX
Suspension Cables
Standard/Included 1,5m
5084.xAx.xXX
Power Cable
Standard/Included 1,5m
Other Lengths Page 243



1

White
Blanco
Blanc

code:
5x1x.xxx.10L

2

Gray
Gris
Gris

code:
5x1x.xxx.20L

7

Graphite
Grafito
Graphite

code:
5x1x.xxx.70L

9

Black
Negro
Noir

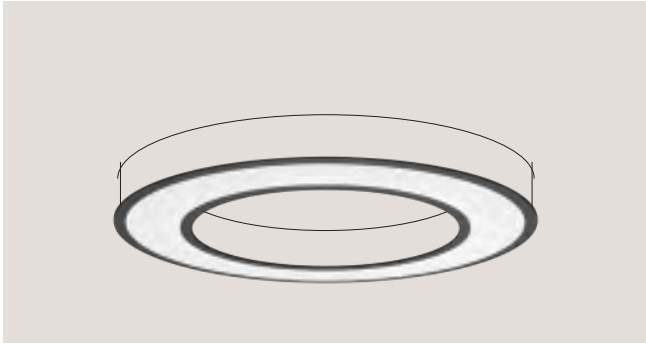
code:
5x1x.xxx.90L

0

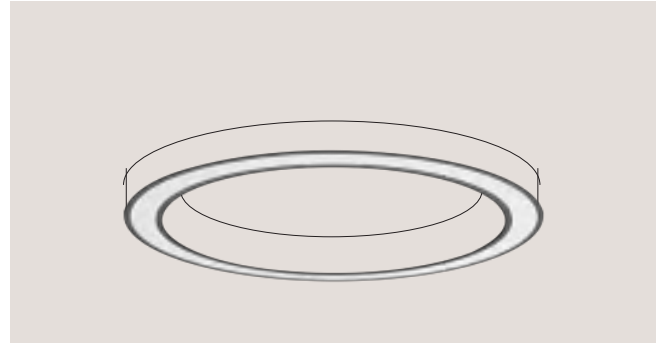
RAL on request
RAL bajo consulta
RAL sur demande



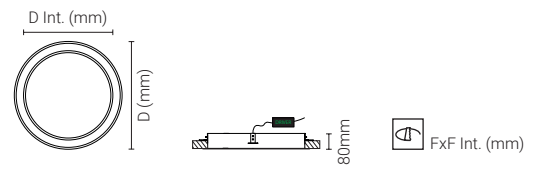
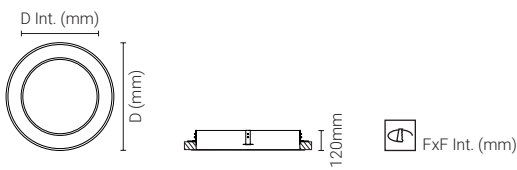
5512



5513



Important Information: Remote Driver Included *
Información Importante: Driver Remoto Incluido
Informations Importantes: Driver Déporté Inclus




* Not integrated in the luminaire | No integrado en la luminaria | Pas incorporé dans la luminaire.

5512 IK03 IP20 LED Module					
Code	D (mm)	D Int. (mm)	F (mm)	F Int. (mm)	Flow/Power (approx. 183lm/W)
5512.065.xOL	670	650	655	445	7963 lm
5512.095.xOL	970	950	955	645	11944 lm
5512.125.xOL	1270	1250	1255	945	17894 lm
5512.150.xOL	1570	1550	1575	1245	22369 lm

2700K | 3000K | 4000K | 5000K | 6500K

5513 IK03 IP20 LED Module					
Code	D (mm)	D Int. (mm)	F (mm)	F Int. (mm)	Flow/Power (approx. 183lm/W)
5513.065.xOL	670	650	655	445	8882 lm
5513.095.xOL	970	950	955	645	12608 lm
5513.125.xOL	1270	1250	1255	945	17252 lm
5513.150.xOL	1570	1550	1575	1245	18024 lm

2700K | 3000K | 4000K | 5000K | 6500K



Opaline
Opal
Opale

code:
5x1x.xxx.xOL



These fixtures can include these electrical components. Estas luminarias pueden incluir estos componentes eléctricos. Ces luminaires peuvent inclure ces composants électriques.



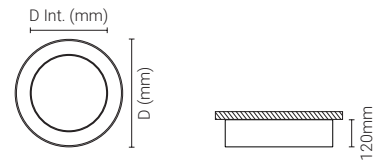


5004



5004 IK04 IP20 LED Module			
Code	D (mm)	D Int. (mm)	Flow/Power (approx. 183lm/W)
5004.065.xOL	650	450	7963 lm
5004.095.xOL	950	650	11944 lm
5004.125.xOL	1250	950	17894 lm
5004.150.xOL	1500	1200	22369 lm

2700K | 3000K | 4000K | 5000K | 6500K



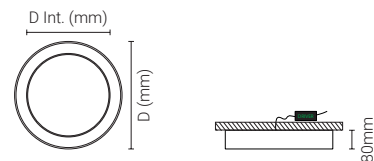
5530



5530 IK03 IP20 LED Module			
Code	D (mm)	D Int. (mm)	Flow/Power (approx. 183lm/W)
5530.065.xOL	650	490	8882 lm
5530.095.xOL	950	790	12608 lm
5530.125.xOL	1250	1090	17252 lm
5530.150.xOL	1500	1340	18024 lm

2700K | 3000K | 4000K

Important Information: Remote Driver Included *
Información Importante: Driver Remoto Incluido
Informations Importantes: Driver Déporté Inclus



* Not integrated in the luminaire | No integrado en la luminaria | Pas incorporé dans la luminaire.

Accessories | Accesorios | Accessoires

1 2 7 9

Standard/Included



5084.FSR.xXX
Round Surface
Ceiling Rose
Ø58mm



Standard/Included Option



5084.FER.xXX
Round Recessed
Ceiling Rose
Ø55mm



Option



5084.CSx.xXX
Round Surface
Ceiling Rose
3 or 4 holes
Ø118mm



Option



5184.CSx.xXX
Round Surface
Ceiling Rose
and Driver Box
3 or 4 holes
Ø360mm



5084.COS.xXX
Suspension Cables
Standard/Included 1,5 m
5084.xAx.xXX
Power Cable
Standard/Included 1,5 m
Other Lengths Page 243

When the driver is incorporated the standard option included is 5084.FSR.xXX. | Cuando el driver es incorporado, la opción estándar incluida es 5084.FSR.xXX. | Lorsque le driver est intégré, l'option standard incluse est 5084.FSR.xXX.
When the driver is remote the standard option included is 5084.FER.xXX. | Cuando el driver es remoto, la opción estándar incluida es 5084.FER.xXX. | Lorsque le driver est déporté, l'option standard incluse est 5084.FER.xXX.



1

White
Blanco
Blanc

code:
5xxx.xxx.10L

2

Gray
Gris
Gris

code:
5xxx.xxx.20L

7

Graphite
Grafito
Graphite

code:
5xxx.xxx.70L

9

Black
Negro
Noir

code:
5xxx.xxx.90L

0

RAL on request
RAL bajo consulta
RAL sur demande

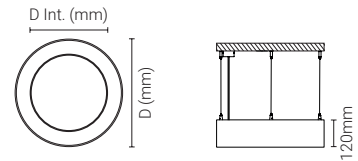


5007



5007 IK04 IP20 LED Module			
Code	D (mm)	D Int. (mm)	Flow/Power (approx. 183lm/W)
5007.065.xOL	650	450	7963 lm
5007.095.xOL	950	650	11944 lm
5007.125.xOL	1250	950	17894 lm
5007.150.xOL	1500	1200	22369 lm

2700K | 3000K | 4000K | 5000K | 6500K



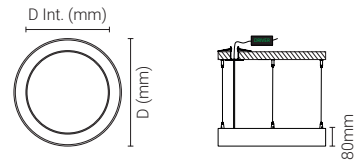
5531



5531 IK03 IP20 LED Module			
Code	D (mm)	D Int. (mm)	Flow/Power (approx. 183lm/W)
5531.065.xOL	650	490	8882 lm
5531.095.xOL	950	790	12608 lm
5531.125.xOL	1250	1090	17252 lm
5531.150.xOL	1500	1340	18024 lm

2700K | 3000K | 4000K

Important Information: Remote Driver Included *
Información Importante: Driver Remoto Incluido
Informations Importantes: Driver Déporté Inclus



* Not integrated in the luminaire | No integrado en la luminaria | Pas incorporé dans la luminaire.

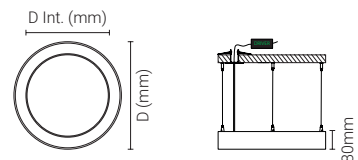
5541



5541 IK04 IP20 LED Module			
Code	D (mm)	D Int. (mm)	Flow/Power (approx. 183lm/W)
5541.065.xOL	650	490	11612 lm
5541.095.xOL	950	790	20808 lm
5541.125.xOL	1250	1090	28152 lm
5541.150.xOL	1500	1340	28924 lm

2700K | 3000K | 4000K

Important Information: Remote Driver Included *
Información Importante: Driver Remoto Incluido
Informations Importantes: Driver Déporté Inclus



* Not integrated in the luminaire | No integrado en la luminaria | Pas incorporé dans la luminaire.



Opaline
Opal
Opale

code:
5xxx.xxx.xOL



These fixtures can include these electrical components. Estas luminarias pueden incluir estos componentes eléctricos. Ces luminaires peuvent inclure ces composants électriques.





Surface mounted luminaire
Luminaria de superficie
Luminaire apparent



1

White
Blanco
Blanc

code:
5xx4.xxx.10L

2

Gray
Gris
Gris

code:
5xx4.xxx.20L

7

Graphite
Grafito
Graphite

code:
5xx4.xxx.70L

9


Black
Negro
Noir

code:
5xx4.xxx.90L

0

RAL on request
RAL bajo consulta
RAL sur demande

5514



5514 IK03 IP20 LED Module				
Code	D (mm)	D Int. (mm)	H (mm)	Flow/Power (approx. 184lm/W)
5514.065.xOL	670	610	30	6700 lm
5514.095.xOL	950	890	30	9600 lm
5514.125.xOL	1250	1190	30	13000 lm
5514.150.xOL	1500	1440	30	15400 lm

2700K | 3000K | 4000K

5504




5504 IK05 IP20 LED Strip				
Code	D (mm)	D Int. (mm)	H (mm)	Flow/Power (approx. 138lm/W)
5504.035.xOL	356	306	25	1500 lm
5504.045.xOL	452	402	25	2100 lm
5504.065.xOL	643	593	25	3000 lm
5504.095.xOL	961	911	25	4500 lm
5504.125.xOL	1247	1197	25	6000 lm
5504.150.xOL	1502	1452	25	7050 lm
5504.200.xOL	2011	1961	25	9450 lm
5504.250.xOL	2489	2439	25	12000 lm

2700K | 3000K | 4000K

1-10V on Request | 1-10V bajo Pedido | 1-10V sur Demande.

5544

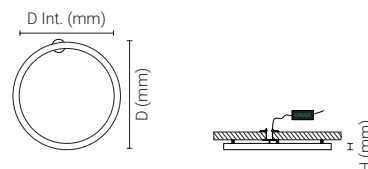


5544 IK05 IP20 LED Strip				
Code	D (mm)	D Int. (mm)	H (mm)	Flow/Power (approx. 138lm/W)
5544.035.xOL	366	316	25	1500 lm
5544.045.xOL	462	412	25	2100 lm
5544.065.xOL	653	603	25	3000 lm
5544.095.xOL	971	921	25	4500 lm
5544.125.xOL	1258	1208	25	6000 lm
5544.150.xOL	1512	1462	25	7050 lm
5544.200.xOL	2022	1972	25	9450 lm
5544.250.xOL	2499	2449	25	12000 lm

2700K | 3000K | 4000K

1-10V on Request | 1-10V bajo Pedido | 1-10V sur Demande.

Important Information: Remote Driver Included *
Información Importante: Driver Remoto Incluido
Informations Importantes: Driver Déporté Inclus



* Not integrated in the luminaire | No integrado en la luminaria | Pas incorporé dans la luminaire.



Opaline
Opal
Opale
code:
5xx4.xxx.xOL



These fixtures can include these electrical components. Estas luminarias pueden incluir estos componentes eléctricos. Ces luminaires peuvent inclure ces composants électriques.





Suspended luminaire
Luminaria suspendida
Luminaire suspendu

5517



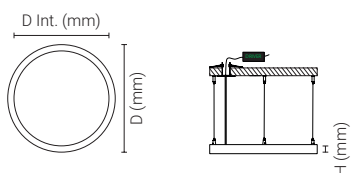
5507



5547



Important Information: Remote Driver Included *
Información Importante: Driver Remoto Incluido
Informations Importantes: Driver Déporté Inclus



* Not integrated in the luminaire | No integrado en la luminaria | Pas incorporé dans la luminaire.

5517 IK03 IP20 LED Module				
Code	D (mm)	D Int. (mm)	H (mm)	Flow/Power (approx. 184lm/W)
5517.065.xOL	670	610	30	6700 lm
5517.095.xOL	950	890	30	9600 lm
5517.125.xOL	1250	1190	30	13000 lm
5517.150.xOL	1500	1440	30	15400 lm

2700K | 3000K | 4000K

5507 IK05 IP20 LED Strip				
Code	D (mm)	D Int. (mm)	H (mm)	Flow/Power (approx. 138lm/W)
5507.035.xOL	356	306	25	1500 lm
5507.045.xOL	452	402	25	2100 lm
5507.065.xOL	643	593	25	3000 lm
5507.095.xOL	961	911	25	4500 lm
5507.125.xOL	1247	1197	25	6000 lm
5507.150.xOL	1502	1452	25	7050 lm
5507.200.xOL	2011	1961	25	9450 lm
5507.250.xOL	2489	2439	25	12000 lm

2700K | 3000K | 4000K

1-10V on Request | 1-10V bajo Pedido | 1-10V sur Demande.

5547 IK05 IP20 LED Strip				
Code	D (mm)	D Int. (mm)	H (mm)	Flow/Power (approx. 138lm/W)
5547.035.xOL	366	316	25	1500 lm
5547.045.xOL	462	412	25	2100 lm
5547.065.xOL	653	603	25	3000 lm
5547.095.xOL	971	921	25	4500 lm
5547.125.xOL	1258	1208	25	6000 lm
5547.150.xOL	1512	1462	25	7050 lm
5547.200.xOL	2022	1972	25	9450 lm
5547.250.xOL	2499	2449	25	12000 lm

2700K | 3000K | 4000K

1-10V on Request | 1-10V bajo Pedido | 1-10V sur Demande.

Accessories Accesorios Accessoires			
Standard/Included	Option		
<p>5084.FER.xXX 5184.FER.xXX Round Recessed Ceiling Rose 5517: Ø55mm 5507 5547: Ø80mm</p>	<p>5084.CSx.xXX Round Surface Ceiling Rose and Driver Box 3 or 4 holes Ø360 mm</p>	<p>5084.COS.xXX Suspension Cables Standard/Included 1,5m 5084.xAx.xXX Power Cable Standard/Included 1,5m Other Lengths Page 243</p>	
<p>5084.CSx.xXX Round Surface Ceiling Rose 3 or 4 holes Ø118 mm</p>			



1

White
Blanco
Blanc

code:
5xx7.xxx.10L

2

Gray
Gris
Gris

code:
5xx7.xxx.20L

7

Graphite
Grafito
Graphite

code:
5xx7.xxx.70L


9

Black
Negro
Noir

code:
5xx7.xxx.90L

0

RAL on request
RAL bajo consulta
RAL sur demande



Accessories Accesorios Accessoires		
Code	Color Finishing	Flow/Power (approx.)
5517.N38.xTL	Color	3.5W - 500 lm
5517.P13.xTL	Color	3.5W - 500 lm
5517.P33.xTL	Color	3.5W - 500 lm
5517.P43.xTL	Color	3.5W - 500 lm
5507.N26.xTL	Color	1W - 140 lm
5507.P12.xTL	Color	1W - 140 lm
5507.P32.xTL	Color	1W - 140 lm
5507.P42.xTL	Color	1W - 140 lm

Possibility of conjugation of nano spots and suspensions. The nano spots can be applied to the upper or lower surface (never simultaneously). The suspensions can only be applied to the lower surface of the donut. In the reference 5517, if you want to add nano spots to the bottom surface of the donut, the diffuser moves to the top surface as shown in the image on the left. For the reference 5517 the minimum of accessories to apply is 3 and the maximum is 18. For the references 5507 and 5547, the maximum number of accessories to apply is 8 for the 650mm diameter, 12 for the 950mm diameter, 16 for the 1250mm diameter and 20 for the 1500mm diameter. The customer must properly identify the desired distribution of accessories while placing the order.

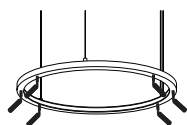
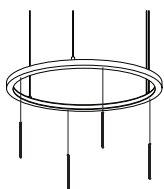
Posibilidad de conjugación de nano spots y suspensiones. Los nano spots se pueden aplicar en la superficie superior o inferior (nunca simultáneamente). Las suspensiones solo se pueden aplicar en la superficie inferior de la pieza. En la referencia 5517, si desea agregar nano spots a la superficie inferior de la pieza, el difusor se mueve hacia la superficie superior como se muestra en la imagen de la izquierda. Para la referencia 5517, el mínimo de accesorios a aplicar es de 3 unidades y el máximo es de 18. Para las referencias 5507 y 5547, el número máximo de accesorios a aplicar es 8 para el diámetro de 650mm, 12 para el diámetro de 950mm, 16 para el diámetro de 1250mm y 20 para el diámetro de 1500mm. El cliente debe identificar correctamente la distribución de accesorios deseada al realizar el pedido.

Possibilité de conjugaison des nano spots et des suspensions. Les nano spots peuvent être appliqués sur la surface supérieure ou inférieure (jamais simultanément). Les suspensions ne peuvent être appliquées que sur la surface inférieure de la pièce. Dans la référence 5517, si vous souhaitez ajouter des nano spots à la surface inférieure de la pièce, le diffuseur se déplace vers la surface supérieure comme indiqué dans l'image à gauche. Pour la référence 5517, le minimum d'accessoires à appliquer est de 3 unités et le maximum est de 18. Pour les références 5507 et 5547, le nombre maximum d'accessoires à appliquer est de 8 pour le diamètre 650mm, 12 pour le diamètre 950mm, 16 pour le diamètre 1250mm et 20 pour le diamètre 1500mm. Le client doit identifier correctement la distribution des accessoires souhaitée lors de la commande.

5517

Conjugation Example | Ejemplo de Combinación | Exemplo de Combinação

5517.095.10L + (4x 5517.P43.9TL) 5517.095.10L + (4x 5517.N38.9TL) 5517.095.10L + (8x 5517.N38.9TL)



Pendant | Pendiente | Suspension

5517.N38.xTL



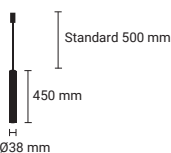
5517.P13.xTL



5517.P33.xTL



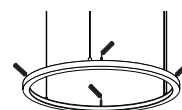
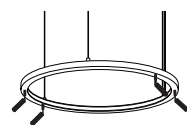
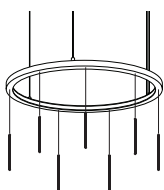
5517.P43.xTL



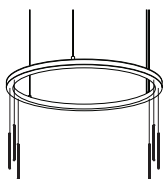
5507 | 5547

Conjugation Example | Ejemplo de Combinación | Exemplo de Combinação

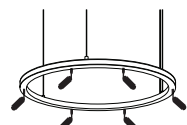
5507.095.10L + (7x 5507.P42.9TL) 5507.095.10L + (4x 5507.N25.9TL) 5507.095.10L + (4x 5507.N25.9TL)



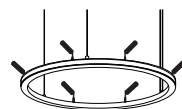
5547.095.10L + (6x 5507.P42.9TL)



5547.095.10L + (6x 5507.N25.9TL)



5547.095.10L + (6x 5507.N25.9TL)



Projector | Proyector | Projecteur

5507.N25.xTL



Pendant | Pendiente | Suspension

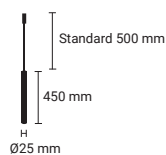
5507.P12.xTL



5507.P32.xTL



5507.P42.xTL



Opaline
Opal
Opale

código:
5xx7.xxx.x0L



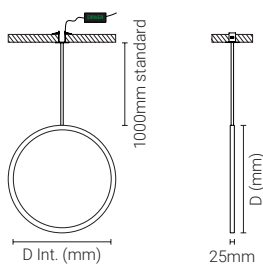


Vertically suspended luminaire
Luminaria suspendida verticalmente
Luminaire suspendu verticalement

5536



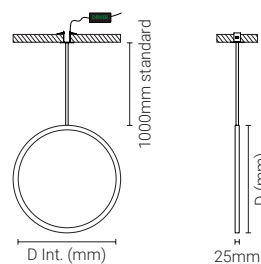
Important Information: Remote Driver Included *
Información Importante: Driver Remoto Incluido
Informations Importantes: Driver Déporté Inclus



5537



Important Information: Remote Driver Included *
Información Importante: Driver Remoto Incluido
Informations Importantes: Driver Déporté Inclus



5536 IK05 IP20 LED Strip			
Code	D (mm)	D Int. (mm)	Flow/Power (approx. 138lm/W)
5536.045.xOL	450	400	2100 lm
5536.065.xOL	650	600	3000 lm
5536.095.xOL	950	900	4500 lm
5536.125.xOL	1250	1200	6000 lm

2700K | 3000K | 4000K | 5000K | 6500K

1-10V on Request | 1-10V bajo Pedido | 1-10V sur Demande.

5537 IK05 IP20 LED Strip			
Code	D (mm)	D Int. (mm)	Flow/Power (approx. 138lm/W)
5537.045.xOL	450	400	2100 lm
5537.065.xOL	650	600	3000 lm
5537.095.xOL	950	900	4500 lm
5537.125.xOL	1250	1200	6000 lm

2700K | 3000K | 4000K | 5000K | 6500K

1-10V on Request | 1-10V bajo Pedido | 1-10V sur Demande.

* Not integrated in the luminaire | No integrado en la luminaria | Pas incorporé dans la luminaire.



1

White
Blanco
Blanc

code:
5xxx.xxx.10L

2

Gray
Gris
Gris

code:
5xxx.xxx.20L

3

Satin Gray
Gris Satinado
Gris Satin

code:
5x2x.xxx.30L

4

Brushed
Cepillado
Brossé

code:
5x2x.xxx.40L

7

Graphite
Grafito
Graphite

code:
5xxx.xxx.70L

9

Black
Negro
Noir

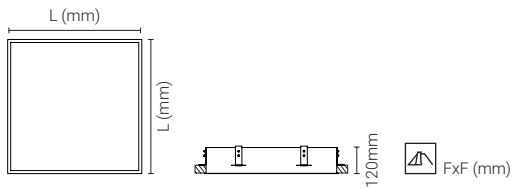
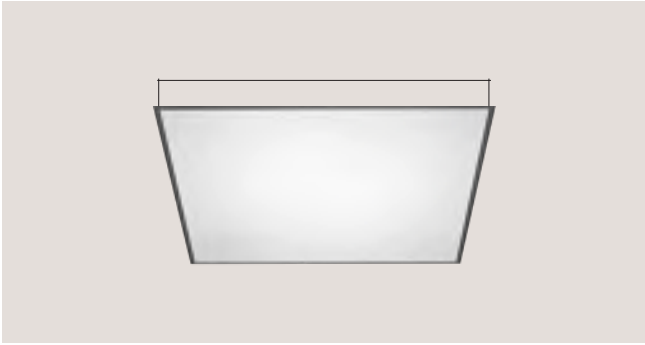
code:
5xxx.xxx.90L

0

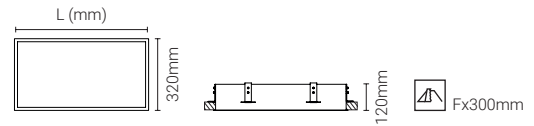

RAL on request
RAL bajo consulta
RAL sur demande



5520



5521



5520 | IK04 | IP43 | LED Module



Code	L (mm)	F (mm)	Flow/Power (approx. 175lm/W)
5520.030.xOL	320	300	1250 lm
5520.060.xOL	620	600	5000 lm
5520.090.xOL	920	900	11250 lm


2700K | 3000K | 4000K | 5000K | 6500K

5521 | IK04 | IP43 | LED Module



Code	L (mm)	F (mm)	Flow/Power (approx. 175lm/W)
5521.060.xOL	620	600	2500 lm
5521.090.xOL	920	900	3750 lm
5521.120.xOL	1220	1200	5000 lm
5521.150.xOL	1520	1500	6250 lm

2700K | 3000K | 4000K | 5000K | 6500K



Opaline
Opal
Opale

code:
5x3x.xxx.xOL



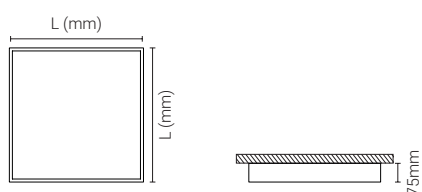
Opaline
Opal
Opale

code:
5x2x.xxx.xOL

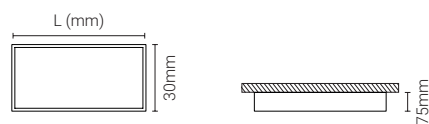




5024



5025



5024 | IK04 | IP43 | LED Module



Code	L (mm)	Flow/Power (approx. 175lm/W)
5024.030.xOL	300	1250 lm
5024.060.xOL	600	5000 lm
5024.090.xOL	900	11250 lm


3000K | 4000K | 6500K

5025 | IK04 | IP43 | LED Module



Code	L (mm)	Flow/Power (approx. 175lm/W)
5025.060.xOL	600	2500 lm
5025.090.xOL	900	3750 lm
5025.120.xOL	1200	5000 lm
5025.150.xOL	1500	6250 lm

3000K | 4000K | 6500K



1

White
Blanco
Blanc

code:
5x2x.xxx.10L

2

Gray
Gris
Gris

code:
5x2x.xxx.20L

3

Satin Gray
Gris Satinado
Gris Satin

code:
5x2x.xxx.30L

4

Brushed
Cepillado
Brossé

code:
5x2x.xxx.40L

7

Graphite
Grafito
Graphite

code:
5x2x.xxx.70L

9

Black
Negro
Noir

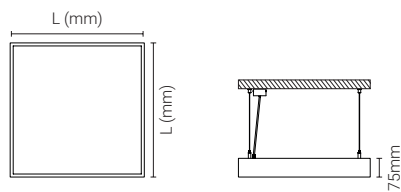
code:
5x2x.xxx.90L

0

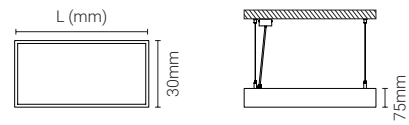
RAL on request
RAL bajo consulta
RAL sur demande



5026



5027



5026 | IK04 | IP43 | LED Module

Code	L (mm)	Flow/Power (approx. 175lm/W)
5026.030.xOL	300	1250 lm
5026.060.xOL	600	5000 lm
5026.090.xOL	900	11250 lm

3000K | 4000K | 6500K

5027 | IK04 | IP43 | LED Module

Code	L (mm)	Flow/Power (approx. 175lm/W)
5027.060.xOL	600	2500 lm
5027.090.xOL	900	3750 lm
5027.120.xOL	1200	5000 lm
5027.150.xOL	1500	6250 lm

3000K | 4000K | 6500K

Accessories | Accesorios | Accessoires

1 2 7 9

Standard/Included



5084.FSR.xXX
Round Surface
Ceiling Rose Ø58mm

Option



5084.FSQ.xXX
Squared Surface
Ceiling Rose 58x58mm

Option



5084.FER.xXX
Round Recessed
Ceiling Rose Ø55mm


Option



5084.FEQ.xXX
Squared Recessed
Ceiling Rose 50x50mm



5084.COS.xXX | Suspension Cables
Standard/Included 1,5m
5084.xAx.xXX | Power Cable
Standard/Included 1,5m
Other Lengths Page 243



Opaline
Opal
Opale
code:
5x2x.xxx.xOL



These fixtures can include these electrical components. Estas luminarias pueden incluir estos componentes eléctricos. Ces luminaires peuvent inclure ces composants électriques.



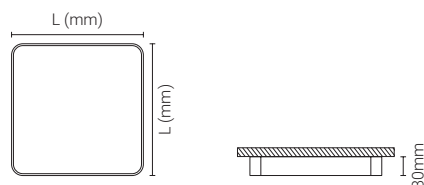


5524



5524 IK04 IP20 LED Module		
Code	L (mm)	Flow/Power (approx. 175lm/W)
5524.030.xOL	300	1250 lm
5524.060.xOL	600	5000 lm
5524.090.xOL	900	11250 lm

3000K | 4000K | 6500K

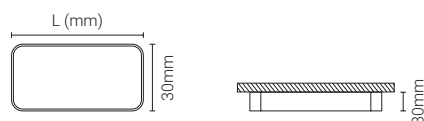


5525



5525 IK04 IP20 LED Module		
Code	L (mm)	Flow/Power (approx. 175lm/W)
5525.060.xOL	600	2500 lm
5525.090.xOL	900	3750 lm
5525.120.xOL	1200	5000 lm
5525.150.xOL	1500	6250 lm

3000K | 4000K | 6500K

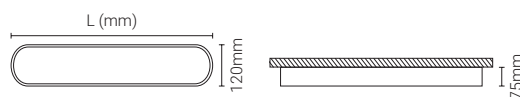


5528



5528 IK04 IP20 LED Module		
Code	L (mm)	Flow/Power (approx. 183lm/W)
5528.208.xOL	600	2200 lm
5528.308.xOL	900	3300 lm
5528.408.xOL	1200	4400 lm
5528.508.xOL	1500	5500 lm

2700K | 3000K | 4000K | 5000K | 6500K



1

White
Blanco
Blanc

code:
552x.xxx.10L

2

Gray
Gris
Gris

code:
552x.xxx.20L

7

Graphite
Grafito
Graphite

code:
552x.xxx.70L

9

Black
Negro
Noir

code:
552x.xxx.90L

0

RAL on request
RAL bajo consulta
RAL sur demande



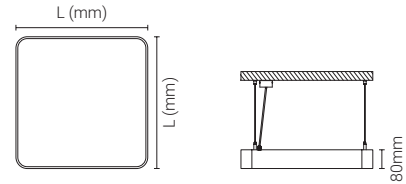
5526



Accessories on page 99 / Accesorios en la página 99 / Accessoires au page 99

5526 IK04 IP20 LED Module		
Code	L (mm)	Flow/Power (approx. 175lm/W)
5526.030.xOL	300	1250 lm
5526.060.xOL	600	5000 lm
5526.090.xOL	900	11250 lm

3000K | 4000K | 6500K



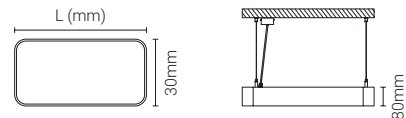
5527




Accessories on page 99 / Accesorios en la página 99 / Accessoires au page 99

5527 IK04 IP20 LED Module		
Code	L (mm)	Flow/Power (approx. 175lm/W)
5527.060.xOL	600	2500 lm
5527.090.xOL	900	3750 lm
5527.120.xOL	1200	5000 lm
5527.150.xOL	1500	6250 lm

3000K | 4000K | 6500K



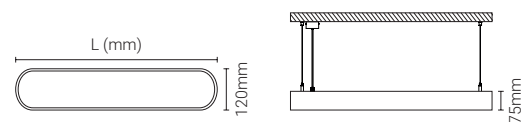
5529



Accessories on page 99 / Accesorios en la página 99 / Accessoires au page 99

5529 IK04 IP20 LED Module		
Code	L (mm)	Flow/Power (approx. 183lm/W)
5529.208.xOL	600	2200 lm
5529.308.xOL	900	3300 lm
5529.408.xOL	1200	4400 lm
5529.508.xOL	1500	5500 lm

2700K | 3000K | 4000K | 5000K | 6500K



NOTE: Possibility of direct and indirect light on request for the suspended versions. | NOTA: Posibilidad de luz directa e indirecta a pedido para las versiones suspendidas. | NOTE: Possibilité d'éclairage direct et indirect sur demande pour les versions suspendues.



Opaline
Opal
Opale

code:
552x.xxx.xOL

KIT EMG
1H

KIT EMG
3H

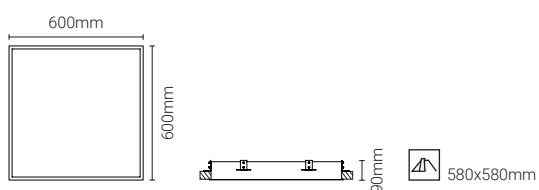


These fixtures can include these electrical components. Estas luminarias pueden incluir estos componentes eléctricos. Ces luminaires peuvent inclure ces composants électriques.

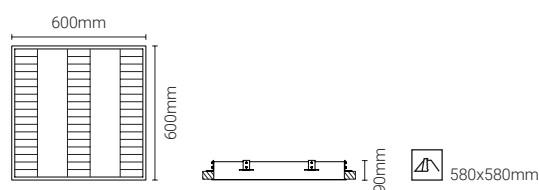


Recessed luminaire with trim
Luminaria empotrada con marco
Luminaire encastré avec collette

7038



7039



7038 IK04 IP40 LED Module	
Code	Flow/Power (approx. 177lm/W)
7038.408.xOL	5000 lm

3000K | 4000K | 6500K

7039 IK04 IP20 LED Module		
Code	Light Openings	Flow/Power (approx. 183lm/W)
7039.310.xAL	3	4200 lm
7039.410.xAL	4	5600 lm

3000K | 4000K | 6500K



1

White
Blanco
Blanc

code:
70xx.xxx.1xL

2

Gray
Gris
Gris

code:
70xx.xxx.2xL

7

Graphite
Grafito
Graphite

code:
70xx.xxx.7xL

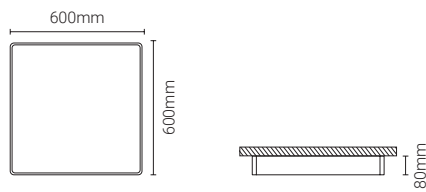
9

Black
Negro
Noir

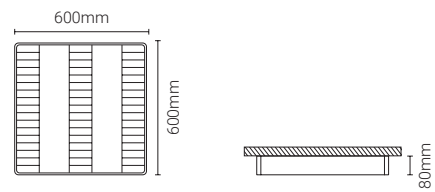
code:
70xx.xxx.9xL



7048



7049



7048 | IK04 | IP40 | LED Module



Code	Flow/Power (approx. 177lm/W)
7048.408.xOL	5000 lm

3000K | 4000K | 6500K

7049 | IK04 | IP20 | LED Module



Code	Light Openings	Flow/Power (approx. 183lm/W)
7049.310.xAL	3	4200 lm
7049.410.xAL	4	5600 lm

3000K | 4000K | 6500K



Opaline
Opal
Opale

code:
70x8.xxx.xOL



Aluminium
Aluminio
Aluminium

code:
70x9.xxx.xAL




These fixtures can include these electrical components. Estas luminarias pueden incluir estos componentes eléctricos. Ces luminaires peuvent inclure ces composants électriques.





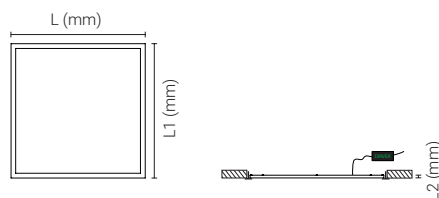
Light panel for suspended ceilings
Panel de luz para falsos techos
Panneau lumineux pour plafonds suspendus

5550



5550 IK02 IP40 LED Module			
Code	LxL1 (mm)	L2 (mm)	Flow/Power (approx. 120lm/W)
5550.066.1OL	600x600	9	3100 lm
5550.066.1PL	600x600	10.5	3400 lm
5550.312.1OL	300x1200	9	3100 lm
5550.312.1PL	300x1200	10.5	3400 lm
5550.612.1OL	600x1200	10.5	4900 lm
5550.612.1PL	600x1200	10.5	5350 lm

3000K | 4000K | 6500K

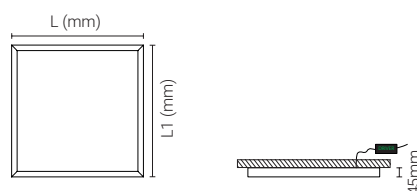


5551



5551 IK02 IP40 LED Module		
Code	LxL1 (mm)	Flow/Power (approx. 120lm/W)
5551.066.xOL	600x600	3100 lm
5551.066.xPL	600x600	3400 lm
5551.312.xOL	300x1200	3100 lm
5551.312.xPL	300x1200	3400 lm
5551.612.xOL	600x1200	4900 lm
5551.612.xPL	600x1200	5350 lm

3000K | 4000K | 6500K

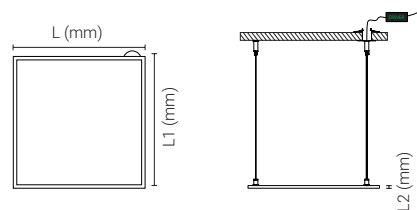


5552



5552 IK02 IP40 LED Module			
Code	LxL1 (mm)	L2 (mm)	Flow/Power (approx. 120lm/W)
5552.066.1OL	600x600	9	3100 lm
5552.066.1PL	600x600	10.5	3400 lm
5552.312.1OL	300x1200	9	3100 lm
5552.312.1PL	300x1200	10.5	3400 lm
5552.612.1OL	600x1200	10.5	4900 lm
5552.612.1PL	600x1200	10.5	5350 lm

3000K | 4000K | 6500K



Accessories on page 99 / Accesorios en la página 99 / Accessoires au page 99



1

White
Blanco
Blanc

code:
555x.xxx.1xL

2

Gray
Gris
Gris

code:
555x.xxx.2xL

7

Graphite
Grafito
Graphite

code:
555x.xxx.7xL

9

Black
Negro
Noir

code:
555x.xxx.9xL



Opaline
Opal
Opale

Prismatic
Prismático
Prismatique

code:
555x.xxx.xOL

code:
555x.xxx.xPL





Photographic Index
Índice Fotográfico
Index Visuel

Suspended Luminaires | Luminarias Suspendidas | Luminaires Suspendus

Suspended luminaire, downward light projection
Luminaria suspendida, proyección de luz descendente
Luminaire suspendu, éclairage direct



5005 | 5505 Pg. 108



5508 | 5509 Pg. 108



5506 Pg. 109



5532 | 5533 Pg. 110



5534 | 5535 Pg. 110




5008 | 5009 Pg. 111



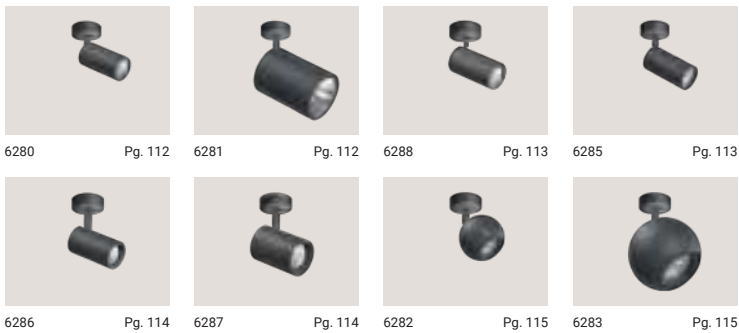
5503 Pg. 111

Projectors and Rails | Projectores y Railes | Projecteurs et Rails

Rail projector, orientable light projection Projector de rail, proyección de luz orientable Projecteur de rail, éclairage orientable



Surface projector, orientable light projection Projector de superficie, proyección de luz orientable Projecteur apparent, éclairage orientable



Recessed projector with trim, orientable light projection Projector empotrado con marco, proyección de luz orientable Projecteur encastré avec collerette, éclairage orientable



Surface rail Rail de superficie Rail apparent



5084.S Pg. 118

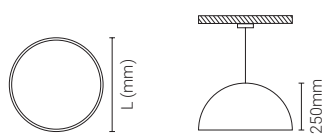
Recessed rail with trim Rail empotrado con marco Projecteur encastré avec collerette



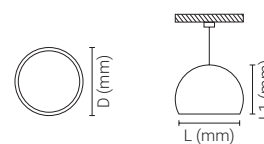

5084.E Pg. 118



5005 | 5505



5508 | 5509



5005 | 5505 | IK03 | IP20 | E27 | LED Module

Code	L (mm)	Flow/Power (approx.)
5005.100.xXX	500	E27
5005.118.xOL	500	18W - 2800 lm
5005.129.xOL	500	29W - 4100 lm
5505.100.xXX	600	E27
5505.116.xOL	600	16W - 2900 lm
5505.125.xOL	600	33W - 4700 lm

2700K | 3000K | 4000K



5508 | 5509 | IK03 | IP20 | LED - GU10 | GU10 AR111

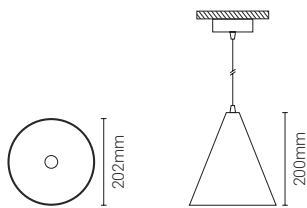
Code	D (mm)	L (mm)	L1 (mm)	Flow/Power (approx.)
5508.100.xXX	100	68	85	GU10
5508.105.xXL	100	68	85	GU10 5W - 380 lm
5509.100.xXX	160	125	130	GU10
5509.116.xXL	160	125	130	GU10 AR111 15W - 1120 lm

2700K | 3000K | 4000K






5506



5506 | IK03 | IP20 | E27

Code	Flow/Power
5506.100.xXX	E27

1 2 7 9 0

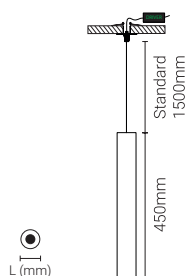




5532 | 5533



Important Information: Remote Driver Included *
Información Importante: Driver Remoto Incluido
Informations Importantes: Driver Déporté Inclus



5532 5533 IK04 IP20 LED		
Code	L (mm)	Flow/Power (approx.)
5532.101.xXL	25	1W - 140 lm
5532.102.xXL	25	2W - 285 lm
5533.103.xXL	38	3.3W - 504 lm

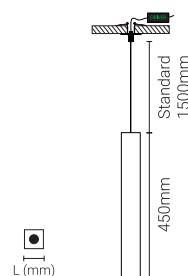
2700K | 3000K | 4000K



5534 | 5535



Important Information: Remote Driver Included *
Información Importante: Driver Remoto Incluido
Informations Importantes: Driver Déporté Inclus



5534 5535 IK04 IP20 LED		
Code	L (mm)	Flow/Power (approx.)
5534.101.xXL	25	1W - 140 lm
5534.102.xXL	25	2W - 285 lm
5535.103.xXL	40	3.3W - 504 lm

2700K | 3000K | 4000K

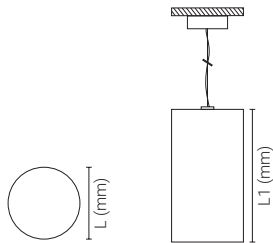


* Not integrated in the luminaire | No integrado en la luminaria | Pas incorporé dans la luminaire.

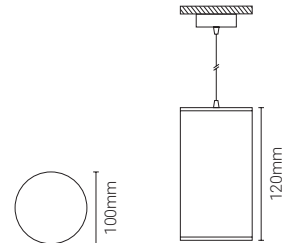




5008 | 5009



5503



5008 | 5009 | IK03 | IP20 | LED - GU10 | GU10 AR111

Code	L (mm)	L1 (mm)	Flow/Power (approx.)
5008.100.xXX	60	100	GU10
5008.105.xXL	60	100	GU10 5W - 380 lm
5009.100.xXX	116	160	GU10
5009.115.xXL	116	160	GU10 AR111 15W - 1120 lm

2700K | 3000K | 4000K

1 2 7 9 0

5503 | IK03 | IP44 | E27

Code	Flow/Power (approx.)
5503.100.xOX	E27

2700K | 3000K | 4000K

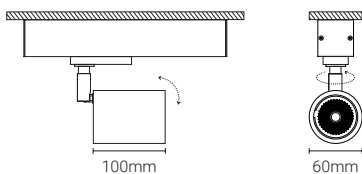
1 2 7 9 0



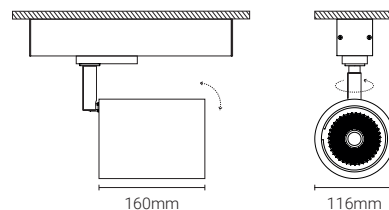


Orientable projector for rail application, with surface or recessed base
 Projector orientable para aplicación en rail, con base superficie o empotrada
 Projecteur orientable pour application dans un rail, avec base surface ou encastrée

5080 | 6280 | 6580



5081 | 6281 | 6581



5080 6280 6580 IK03 IP20 LED GU10			
Code	Application	Drilling (Ø mm)	Flow/Power (approx.)
5080.100.xXX	Rail	-	GU10
5080.105.xXL	Rail	-	5W - 380 lm
6280.100.xXX	Surface	-	GU10
6280.105.xXL	Surface	-	5W - 380 lm
6580.100.xXX	Recessed	35	GU10
6580.105.xXL	Recessed	35	5W - 380 lm

2700K | 3000K | 4000K

1 2 7 9

5081 6281 6581 IK03 IP20 LED GU10 AR111 COB			
Code	Application	Drilling (Ø mm)	Flow/Power (approx.)
5081.100.xXX	Rail	-	GU10
5081.115.xXL	Rail	-	GU10 AR111 15W - 1120 lm
5081.112.xXL	Rail	-	COB 7W - 1200 lm
5081.122.xXL	Rail	-	COB 12W - 2000 lm
5081.127.xXL	Rail	-	COB 21W - 3000 lm
6281.100.xXX	Surface	-	GU10
6281.115.xXL	Surface	-	GU10 AR111 15W - 1120 lm
6281.112.xXL	Surface	-	COB 7W - 1200 lm
6281.122.xXL	Surface	-	COB 12W - 2000 lm
6281.127.xXL	Surface	-	COB 21W - 3000 lm
6581.100.xXX	Recessed	60	GU10
6581.115.xXL	Recessed	60	GU10 AR111 15W - 1120 lm
6581.112.xXL	Recessed	60	COB 7W - 1200 lm
6581.122.xXL	Recessed	60	COB 12W - 2000 lm
6581.127.xXL	Recessed	60	COB 21W - 3000 lm

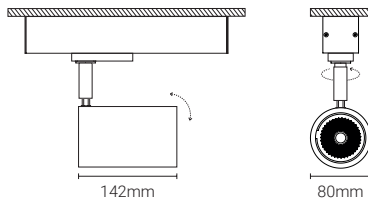
2700K | 3000K | 4000K

1 2 7 9

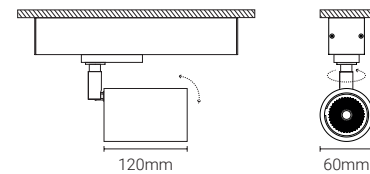




5088 | 6288 | 6588



5085 | 6285 | 6585



5088 6288 6588 IK03 IP20 COB			
Code	Application	Drilling (Ø mm)	Flow/Power (approx.)
5088.112.xXL	Rail	-	7W - 1200 lm
5088.122.xXL	Rail	-	12W - 2000 lm
5088.127.xXL	Rail	-	21W - 3000 lm
6288.112.xXL	Surface	-	7W - 1200 lm
6288.122.xXL	Surface	-	12W - 2000 lm
6288.127.xXL	Surface	-	21W - 3000 lm
6588.112.xXL	Recessed	60	7W - 1200 lm
6588.122.xXL	Recessed	60	12W - 2000 lm
6588.127.xXL	Recessed	60	21W - 3000 lm

3000K | 4000K

1 2 7 9

5085 6285 6585 IK03 IP20 LED GU10			
Code	Application	Drilling (Ø mm)	Flow/Power (approx.)
5085.100.xXX	Rail	-	GU10
5085.105.xXL	Rail	-	5W - 380 lm
6285.100.xXX	Surface	-	GU10
6285.105.xXL	Surface	-	5W - 380 lm
6585.100.xXX	Recessed	35	GU10
6585.105.xXL	Recessed	35	5W - 380 lm

3000K | 4000K

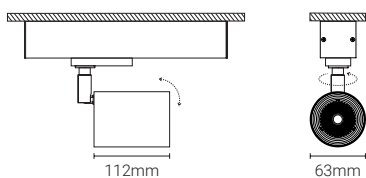
1 2 7 9





Orientable projector for rail application, with surface or recessed base
 Projector orientable para aplicación en rail, con base superficie o empotrada
 Projecteur orientable pour application dans un rail, avec base surface ou encastrée

5086 | 6286 | 6586

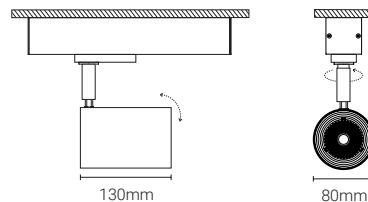


5086 6286 6586 IK03 IP20 COB			
Code	Application	Drilling (Ø mm)	Flow/Power (approx.)
5086.108.xTL	Rail	-	8W - 580 lm
6286.108.xTL	Surface	-	8W - 580 lm
6586.108.xTL	Recessed	60	8W - 580 lm

3000K | 4000K



5087 | 6287 | 6587



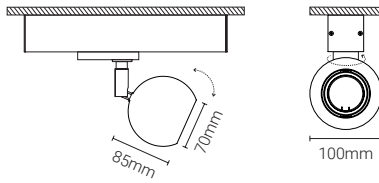
5087 6287 6587 IK03 IP20 COB			
Code	Application	Drilling (Ø mm)	Flow/Power (approx.)
5087.115.xTL	Rail	-	15W - 1218 lm
6287.115.xTL	Surface	-	15W - 1218 lm
6587.115.xTL	Recessed	60	15W - 1218 lm

3000K | 4000K

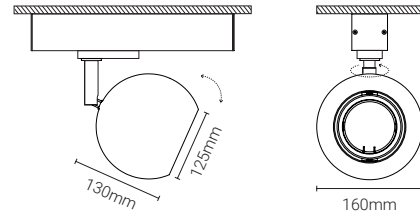





5082 | 6282 | 6582



5083 | 6283 | 6583



5082 6282 6582 IK03 IP20 LED GU10			
Code	Application	Drilling (Ø mm)	Flow/Power (approx.)
5082.100.xXX	Rail	-	GU10
5082.105.xXL	Rail	-	5W - 380 lm
6282.100.xXX	Surface	-	GU10
6282.105.xXL	Surface	-	5W - 380 lm
6582.100.xXX	Recessed	35	GU10
6582.105.xXL	Recessed	35	5W - 380 lm

2700K | 3000K | 4000K

1 2 7 9

5083 6283 6583 IK03 IP20 LED GU10 AR111			
Code	Application	Drilling (Ø mm)	Flow/Power (approx.)
5083.100.xXX	Rail	-	GU10
5083.115.xXL	Rail	-	15W - 1120 lm
6283.100.xXX	Surface	-	GU10
6283.115.xXL	Surface	-	15W - 1120 lm
6583.100.xXX	Recessed	60	GU10
6583.115.xXL	Recessed	60	15W - 1120 lm

2700K | 3000K | 4000K

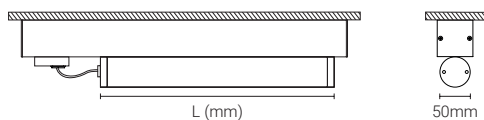

1 2 7 9



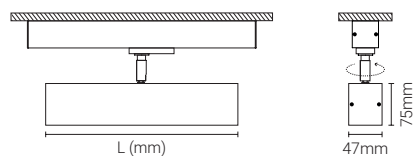



Orientable projector for three-phase rail application
 Proyector orientable para aplicación en rail trifásico
 Projecteur orientable pour application dans un rail triphasé

5097



5098



5097 | IK02 | IP20 | LED

Code	L (mm)	Flow/Power (approx. 183lm/W)
5097.032.4xL	320	1300 lm
5097.061.4xL	610	2600 lm

2700K | 3000K | 4000K | 5000K | 6500K



5098 | IP20 | IK03 | LED

Code	L (mm)	Lens Finishing	Flow/Power. (approx.)
5098.029.xOL	290	-	6W - 1100 lm
5098.043.xOL	430	-	9W - 1650 lm
5098.057.xOL	570	-	14W - 2200 lm
5098.L18.xTL	190	Metallized	5W - 700 lm
5098.L36.xTL	370	Metallized	10W - 1400 lm
5098.L28.xTL	290	White Black	7,7W - 1300 lm
5098.L56.xTL	570	White Black	15,4W - 2600 lm

2700K | 3000K | 4000K | 5000K | 6500K

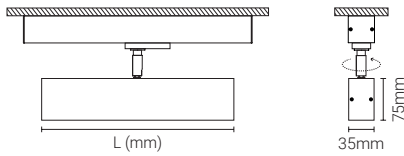



Note: The main code finishing refers to the body of the luminaire. The desired Lens Finishing (white/ black) must be specified separately | El acabado del código principal se refiere al cuerpo de la luminaria. El acabado deseado para la lente (blanco/negro) debe especificarse por separado | La finition du code principal fait référence au corps du luminaire. La finition souhaitée pour la lentille (blanc/noir) doit être spécifiée séparément.

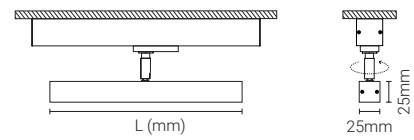





5099



5096



5099 | IK03 | IP20 | LED



Code	L (mm)	Lens Finishing	Flow/Power. (approx.)
5099.029.xOL	290	-	6W - 1100 lm
5099.043.xOL	430	-	9W - 1650 lm
5099.057.xOL	570	-	14W - 2200 lm
5099.L14.xTL	150	White Black	5W - 700 lm
5099.L24.xTL	290	White Black	10W - 1400 lm
5099.L28.xTL	300	White Black	12W - 1700 lm
5099.L56.xTL	580	White Black	24W - 3400 lm

2700K | 3000K | 4000K | 5000K | 6500K



Note: The main code finishing refers to the body of the luminaire. The desired Lens Finishing (white/ black) must be specified separately | El acabado del código principal se refiere al cuerpo de la luminaria. El acabado deseado para la lente (blanco/negro) debe especificarse por separado | La finition du code principal fait référence au corps du luminaire. La finition souhaitée pour la lentille (blanc/noir) doit être spécifiée séparément.

5096 | IK03 | IP20 | LED



Code	L (mm)	Lens Finishing	Flow/Power. (approx.)
5096.029.xOL	290	-	6W - 980 lm
5096.057.xOL	570	-	11W - 1960 lm
5096.L14.xTL	150	White Black	5W - 700 lm
5096.L28.xTL	290	White Black	6,5W - 1000 lm
5096.L56.xTL	570	White Black	13W - 2000 lm

2700K | 3000K | 4000K | 5000K | 6500K



Note: The main code finishing refers to the body of the luminaire. The desired Lens Finishing (white/ black) must be specified separately | El acabado del código principal se refiere al cuerpo de la luminaria. El acabado deseado para la lente (blanco/negro) debe especificarse por separado | La finition du code principal fait référence au corps du luminaire. La finition souhaitée pour la lentille (blanc/noir) doit être spécifiée séparément.





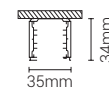
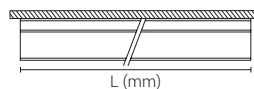
Three-phase track
Rail trifásico
Rail triphasé

5084.S




5084.S IK03 IP20	
Code	L (mm)
5084.S10.xXX	1000
5084.S20.xXX	2000
5084.S30.xXX	3000

1 2 9


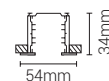
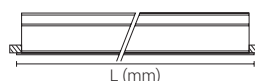



5084.E




5084.E IK03 IP20	
Code	L (mm)
5084.E10.xXX	1000
5084.E20.xXX	2000
5084.E30.xXX	3000

1 2 9





5084.UNX.xXX
X Connector
Conexión en X
Jonction en X



5084.UTD.xXX (right)
5084.UTE.xXX (left)
T Connector
Conexión en T
Jonction en T



5084.ULD.xXX (right)
5084.ULE.xXX (left)
L Connector
Conexión en L
Jonction en L



5084.ASD.xXX (right)
5084.ASE.xXX (left)
Surface Feeder
Alimentador de Superficie
Chargeur de Surface



5084.AED.xXX (right)
5084.AEE.xXX (left)
Recessed Feeder
Alimentador Empotrado
Chargeur Encastré



5084.ALC.xXX
Surface Central Feeder
Alimentador Central de Superficie
Chargeur Central de Surface



5084.ALE.xXX
Recessed Central Feeder
Alimentador Central Empotrado
Chargeur Central Encastré



5084.UNF.xXX
Flexible Union
Unión Flexible
Union Flexible



5084.UNE.xXX
Electrical Union
Unión Eléctrica
Union Électrique



5084.MUA.xXX
Multi-adaptor
Multi-adaptador
Multi-adaptateur



5084.TOR.xXX
Surface End Cap
Tapa de Extremo de Superficie
Bouchon d'extrémité de Surface



5084.TER.xXX
Recessed End Cap
Tapa de Extremo Empotrada
Bouchon D'extrémité Encastré



5084.FSQ.xXX
Surface Squared Ceiling Rose
Florón Cuadrado de Superficie
Fleuron Carré de Surface
58x58mm | 82x82mm



5084.FSR.xXX
Surface Round Ceiling Rose
Florón Redondo de Superficie
Fleuron Rond de Surface
ø58mm | ø82mm




5084.FER.xXX
Recessed Round Ceiling Rose
Florón Redondo Empotrado
Fleuron Rond Encastré
ø55mm | ø80mm



5084.FEQ.xXX
Recessed Squared Ceiling Rose
Florón Cuadrado Empotrado
Fleuron Carré Encastré
50x50mm | 80x80mm



5084.MOL.xXX
Fixation Spring
Muelle de Fijación
Ressort de Fixation



5084.COS.xXX
Suspension and Power Cables
Cables de Suspensión y de Alimentación
Câbles de Suspension et d'alimentation

Standard/Included
1,5 meters
Other Lengths Page 243
Otras longitudes Pag 243
Autres longueurs Pag 243



Lighted Mirrors | Espejos de Luz | Miroirs Lumineux

▶ **Surface mounted lighted mirror, front light projection**
 Espejo de luz de superficie, proyección de luz frontal
 Miroir lumineux apparent, éclairage frontal



5074 | 5574

Pg. 122



5076 | 5576

Pg. 122



5078 | 5578

Pg. 122



5075 | 5575

Pg. 123



5077 | 5577

Pg. 123



5079 | 5579

Pg. 123

▶ **Surface mounted lighted mirror, interior light projection**
 Espejo de luz de superficie, proyección de luz interior
 Miroir lumineux apparent, éclairage intérieur



5570

Pg. 124

▶ **Surface mounted lighted mirror, front light projection**
 Espejo de luz de superficie, proyección de luz frontal
 Miroir lumineux apparent, éclairage frontal



5571

Pg. 124

▶ **Surface mounted lighted mirror, exterior light projection**
 Espejo de luz de superficie, proyección de luz exterior
 Miroir lumineux apparent, éclairage extérieur



5572

Pg. 124

Emergency Exits | Salidas de Emergencia | Éclairages de Secours

▶ **Suspended emergency exits, downward light projection**
 Salida de emergencia suspendida, proyección de luz descendente
 Sortie de secours suspendu, éclairage direct



5032

Pg. 126



5045

Pg. 127

▶ **Recessed emergency exist with trim, downward light projection**
 Salida de emergencia empotrada con marco, proyección de luz descendente
 Sortie de secours encastré avec collerette, éclairage direct



5030

Pg. 126

▶ **Surface mounted emergency exit, downward light projection**
 Salida de emergencia de superficie, proyección de luz descendente
 Sortie de secours apparent, éclairage direct



5031

Pg. 126



5044

Pg. 127

▶ **Surface mounted luminaire, front light projection**
 Luminaria de superficie, proyección de luz frontal
 Luminaire apparent, éclairage frontal



5033

Pg. 126




5046

Pg. 127



5074 | 5574

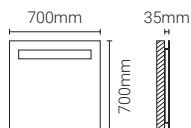


5074 5574 IP44 LED Module	
Code	Flow/Power (approx. 166lm/W)
5074.205.EFL	2000 lm
5574.205.EFL	2000 lm

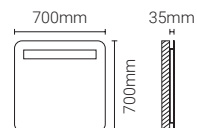
2700K | 3000K | 4000K | 5000K | 6500K



5074



5574



5076 | 5576

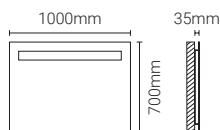


5076 5576 IP44 LED Module	
Code	Flow/Power (approx. 166lm/W)
5076.305.EFL	3000 lm
5576.305.EFL	3000 lm

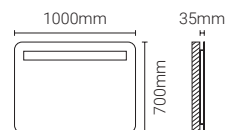
2700K | 3000K | 4000K | 5000K | 6500K



5076



5576



5078 | 5578

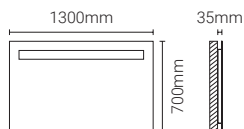


5078 5578 IP44 LED Module	
Code	Flow/Power (approx. 166lm/W)
5078.405.EFL	4000 lm
5578.405.EFL	4000 lm

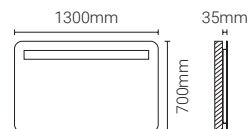
2700K | 3000K | 4000K | 5000K | 6500K



5078



5578



5574

5576

5578





5075 | 5575

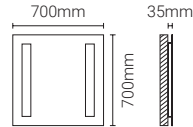


5075 5575 IP44 LED Module	
Code	Flow/Power (approx. 166lm/W)
5075.405.EFL	4000 lm
5575.405.EFL	4000 lm

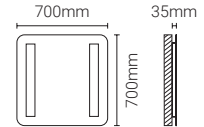
2700K | 3000K | 4000K | 5000K | 6500K




5075



5575



5077 | 5577

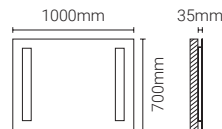


5077 5577 IP44 LED Module	
Code	Flow/Power (approx. 166lm/W)
5077.405.EFL	4000 lm
5577.405.EFL	4000 lm

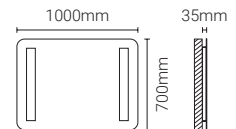
2700K | 3000K | 4000K | 5000K | 6500K




5077



5577



5079 | 5579

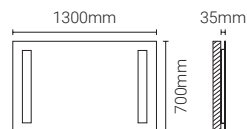


5079 5579 IP44 LED Module	
Code	Flow/Power (approx. 166lm/W)
5079.405.EFL	4000 lm
5579.405.EFL	4000 lm

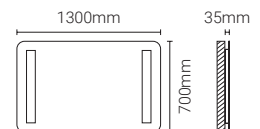
2700K | 3000K | 4000K | 5000K | 6500K



5079



5579




5575



5577



5579





Lighted mirror
Espejo de luz
Miroir lumineux

5570



5570 IP20 LED Strip	
Code	Flow/Power (approx. 138lm/W)
5570.065.xOL	3000 lm

2700K | 3000K | 4000K

1 2 7 9 0 0



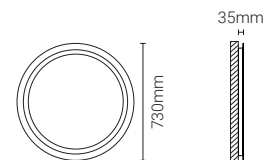
5571



5571 IP20 LED Module	
Code	Flow/Power (approx. 184lm/W)
5571.073.xOL	6700 lm

2700K | 3000K | 4000K

1 2 7 9 0 0



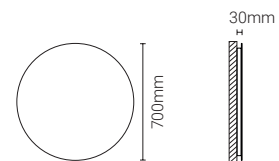
5572



5572 IP20 LED Strip	
Code	Flow/Power (approx. 138lm/W)
5572.070.xOL	3000 lm

2700K | 3000K | 4000K

1 2 7 9 0 0



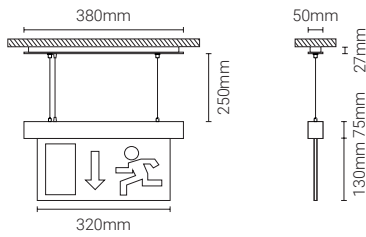




5032



Connection system for remote control
Sistema de conexión para control remoto
Système de connexion pour télécommande



5032 | IK04 | IP40 | LED

Code	Flow/Power (approx.)
5032.124.xXL	2,4W

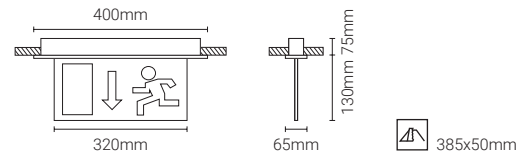
2700K | 3000K | 4000K



5030



Connection system for remote control
Sistema de conexión para control remoto
Système de connexion pour télécommande



5030 | IK04 | IP40 | LED

Code	Flow/Power (approx.)
5030.124.xXL	2,4W

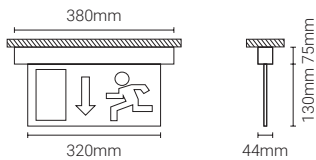
2700K | 3000K | 4000K



5031



Connection system for remote control
Sistema de conexión para control remoto
Système de connexion pour télécommande



5031 | IK04 | IP40 | LED

Code	Flow/Power (approx.)
5031.124.xXL	2,4W

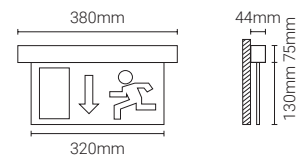
2700K | 3000K | 4000K



5033



Connection system for remote control
Sistema de conexión para control remoto
Système de connexion pour télécommande



5033 | IK04 | IP40 | LED

Code	Flow/Power (approx.)
5033.124.xXL	2,4W

2700K | 3000K | 4000K

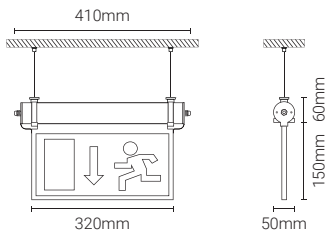




5045



Connection system for remote control
Sistema de conexión para control remoto
Système de connexion pour télécommande



5045 IK04 IP65 LED	
Code	Flow/Power (approx.)
5045.124.4xL	2,4W

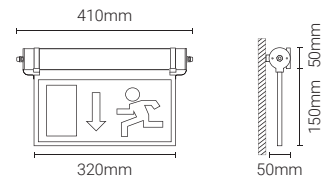
2700K | 3000K | 4000K | 5000K | 6500K

4 F T

5044



Connection system for remote control
Sistema de conexión para control remoto
Système de connexion pour télécommande



5044 IK04 IP65 LED	
Code	Flow/Power (approx.)
5044.124.4xL	2,4W

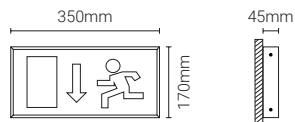
2700K | 3000K | 4000K | 5000K | 6500K

4 F T

5046



Connection system for remote control
Sistema de conexión para control remoto
Système de connexion pour télécommande



5046 IK07 IP40 LED	
Code	Flow/Power (approx.)
5046.124xOL	2,4W

2700K | 3000K | 4000K | 5000K | 6500K

1 3 4 7 9 0

Pictograms | Pictogramas | Pictogrammes



9040.000.XXX



9040.001.XXX



9041.000.XXX



9041.001.XXX



9042.000.XXX



9042.001.XXX



9043.000.XXX



9043.001.XXX

The customer must add the pictogram code to the selected emergency exit code, when ordering.
El cliente debe agregar el código de pictograma al código de la salida de emergencia seleccionada, al realizar el pedido. Le client doit ajouter le code du pictogramme au code de la sortie de secours sélectionné, lors de la commande.



KIT EMG
1H30





Photographic Index

Índice Fotográfico


Index Visuel

Round Spotlights | Focos Redondos | Spots Ronds


Recessed luminaire with trim, downward light projection

Luminaria empotrada con marco, proyección de luz descendente

Luminaire encastré avec colerette, éclairage direct




1505 Pg. 130



1502 Pg. 130



1510 Pg. 130



1003 | 6015 Pg. 130



1507 Pg. 131



1508 Pg. 131



1509 Pg. 131



1506 Pg. 131



6034 Pg. 132




4092 Pg. 132




1514 Pg. 133




1076 Pg. 133



1501 Pg. 133



1503 Pg. 133



1001 | 6001 Pg. 134



1001 V | 6001 V Pg. 134




1002 | 6002 Pg. 134




1002 V | 6002 V Pg. 134



1051 | 6051 Pg. 135



1052 | 6052 Pg. 135




1041 | 6041 Pg. 135




1042 | 6042 Pg. 135



1009 | 6009 Pg. 136



1088 | 6088 Pg. 136




1091 Pg. 136



6036 Pg. 136




6023 Pg. 137



6024 Pg. 137



1027 | 6027 Pg. 137



1004 | 6016 Pg. 137



7041 Pg. 138



1089 | 6089 Pg. 138



7007 Pg. 138



7018 Pg. 138

Recessed trimless luminaire, downward light projection

Luminaria empotrada sin marco, proyección de luz descendente

Luminaire encastré sans colerette, éclairage direct




1094 | 6074 Pg. 139



1095 | 6075 Pg. 139




1096 | 6196 Pg. 139



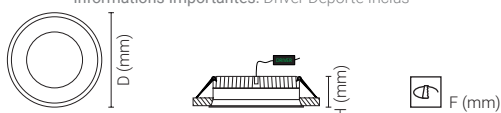
1097 | 6197 Pg. 139



1505



Important Information: Remote Driver Included *
Información Importante: Driver Remoto Incluido
Informations Importantes: Driver Déporté Inclus



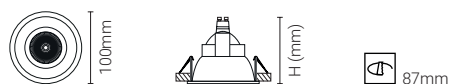
1505 | IK02 | IP44 | LED

Code	D (mm)	H (mm)	F (mm)	Flow/Power (approx.)
1505.090.xFL	90	47	82	3,1W - 420 lm
1505.118.xFL	118	52	108	7,5W - 1000 lm
1505.175.xFL	175	58	165	20W - 2500 lm

2700K | 3000K | 4000K



1502



1502 | IK02 | IP20 - GU10 | IP54 - COB

Code	H (mm)	Flow/Power (approx.)
1502.100.xXX	-	GU10
1502.105.xXL	140	GU10 5W - 380 lm
1502.110.xTL	83	COB 9W - 1200 lm

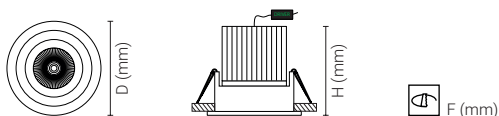
2700K | 3000K | 4000K



1510



Important Information: Remote Driver Included *
Información Importante: Driver Remoto Incluido
Informations Importantes: Driver Déporté Inclus




1510 | IK03 | IP20 | COB

Code	D (mm)	H (mm)	F (mm)	Flow/Power (approx.)
1510.085.xTL	85	70	70	9W - 1200 lm
1510.100.xTL	100	90	84	12,5W - 2000 lm
1510.140.xTL	140	105	123	23,6W - 3600 lm
1510.175.xTL	175	115	144	35,8W - 5000 lm

2700K | 3000K | 4000K



1003 | 6015




1003 | IK05 | IP20 | GU5.3 | 12V | 6015 | IK05 | IP20 | LED GU10 | COB

Code	H (mm)	Flow/Power (approx.)
1003.100.xXX	-	GU5.3
6015.100.xXX	-	GU10
6015.105.xXL	130	GU10 5W - 380 lm
6015.060.xXL	105	COB 3W - 600 lm
6015.110.xXL	105	COB 7W - 1100 lm

2700K | 3000K | 4000K




* Not integrated in the luminaire | No integrado en la luminaria | Pas incorporé dans la luminaire.

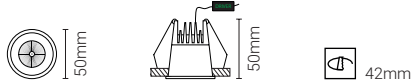




1507



Important Information: Remote Driver Included *
Información Importante: Driver Remoto Incluido
Informations Importantes: Driver Déporté Inclus



1507 IK03 IP54 LED	
Code	Flow/Power (approx.)
1507.049.xTL	3W - 285 lm

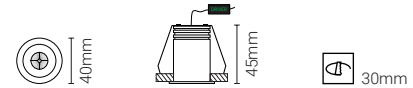
2700K | 3000K | 4000K | 6500K

1 2 7 9 T

1508



Important Information: Remote Driver Included *
Información Importante: Driver Remoto Incluido
Informations Importantes: Driver Déporté Inclus



1508 IK03 IP54 LED	
Code	Flow/Power (approx.)
1508.040.xTL	1,5W - 140 lm

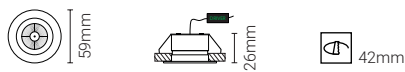
2700K | 3000K | 4000K | 6500K

1 2 7 9 T

1509



Important Information: Remote Driver Included *
Información Importante: Driver Remoto Incluido
Informations Importantes: Driver Déporté Inclus




1509 IK03 IP44 LED	
Code	Flow/Power (approx.)
1509.059.xTL	1,5W - 140 lm

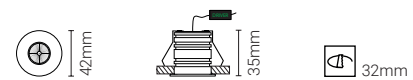
2700K | 3000K | 4000K | 6500K

1 2 7 9 T

1506



Important Information: Remote Driver Included *
Información Importante: Driver Remoto Incluido
Informations Importantes: Driver Déporté Inclus



1506 IK03 IP54 LED	
Code	Flow/Power (approx.)
1506.041.xTL	1,5W - 140 lm

2700K | 3000K | 4000K | 6500K

1 2 7 9 T

* Not integrated in the luminaire | No integrado en la luminaria | Pas incorporé dans la luminaire.





Recessed luminaire with trim
Luminaria empotrada con marco
Luminaire encastré avec collerette

6034



4092



6034 | IK05 | IP20 | LED GU10

Code	H (mm)	Flow/Power (approx.)
6034.100.xXX	-	GU10
6034.105.xXL	118	GU10 5W - 380 lm

2700K | 3000K | 4000K

1 2 4

4092 | IK03 | IP65 | LED

Code	Flow/Power (approx.)
4092.112.xTL	1W - 140 lm
4092.112.8TL	1W - 140 lm
0101.103.XXX *	Driver LED 3W 350 mA
9090.000.XXX	BOX

2700K | 3000K | 4000K | 5000K | 6500K

1 2 7 8 9 T

*Other options on page 243 | Otras opciones en la página 243 | Autres options à la page 243.

LED Driver not included | Driver LED no está incluido | Driver de LED non inclus.

The painted version is in aluminium | La versión pintada es en aluminio | La version peinte est en aluminium.

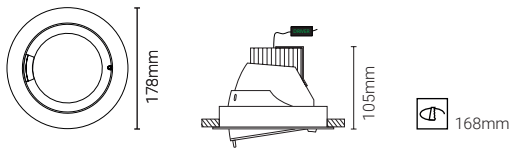




1514



Important Information: Remote Driver Included *
Información Importante: Driver Remoto Incluido
Informations Importantes: Driver Déporté Inclus



1514 IK02 IP20 COB	
Code	Flow/Power (approx.)
1514.112.xTL	7W - 1100 lm
1514.122.xTL	12W - 2000 lm
1514.127.xTL	21W - 3000 lm

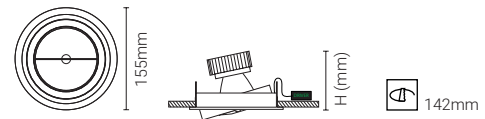
2700K | 3000K | 4000K

1 2 7 9 T

1076



Important Information: Remote Driver Included *
Información Importante: Driver Remoto Incluido
Informations Importantes: Driver Déporté Inclus



1076 IK03 IP20 G53 COB		
Code	H (mm)	Flow/Power (approx.)
1076.100.xXX	-	G53
1076.112.xXL	115	7W - 1200 lm
1076.122.xXL	115	12W - 2000 lm
1076.127.xXL	115	21W - 3000 lm
1076.135.xXL	115	30W - 4200 lm

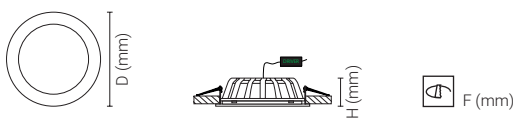
3000K | 4000K

1 2

1501



Important Information: Remote Driver Included *
Información Importante: Driver Remoto Incluido
Informations Importantes: Driver Déporté Inclus



1501 IK03 IP44 LED				
Code	D (mm)	H (mm)	F (mm)	Flow/Power (approx.)
1501.087.xFL	87	40	77	3,1W - 420 lm
1501.115.xFL	115	40	102	7,5W - 1000 lm
1501.140.xFL	140	45	125	15W - 1650 lm
1501.170.xFL	170	45	150	20W - 2500 lm
1501.220.xFL	220	45	205	25W - 3000 lm

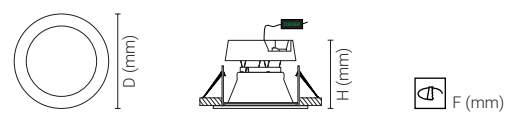
2700K | 3000K | 4000K

1 2 7 9 0 F

1503



Important Information: Remote Driver Included *
Información Importante: Driver Remoto Incluido
Informations Importantes: Driver Déporté Inclus



1503 IK03 IP44 LED				
Code	D (mm)	H (mm)	F (mm)	Flow/Power (approx.)
1503.113.xFL	135	80	115	13W - 1000 lm
1503.126.xFL	185	90	165	26W - 2000 lm

2700K | 3000K | 4000K

1 2 7 8 9 0 F

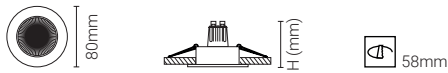
* Not integrated in the luminaire | No integrado en la luminaria | Pas incorporé dans la luminaire.







Recessed luminaire with trim
Luminaria empotrada con marco
Luminaire encastré avec collerette

1001 | 6001

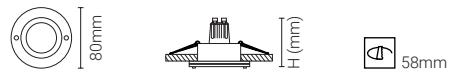




1001 IK02 IP20 GU5.3  		6001 IK02 IP20 LED GU10 COB	
Code	H (mm)	Flow/Power (approx.)	
1001.100.xXX	-	GU5.3	
6001.100.xXX	-	GU10	
6001.105.xXL	115	GU10 5W - 380 lm	
6001.060.xXL	90	COB 3W - 600 lm	
6001.110.xXL	90	COB 7W - 1100 lm	

2700K | 3000K | 4000K

1 2 7 8 9 0

1001 V | 6001 V

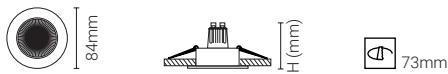




1001 V IK03 IP43 GU5.3  		6001 V IK03 IP20 LED GU10 COB	
Code	H (mm)	Flow/Power (approx.)	
1001.100.xxX	-	GU5.3	
6001.100.xxX	-	GU10	
6001.105.xxL	120	GU10 5W - 380 lm	
6001.060.xxL	95	COB 3W - 600 lm	
6001.110.xxL	95	COB 7W - 1100 lm	

2700K | 3000K | 4000K

1 2 7 8 9 0 M F T

1002 | 6002

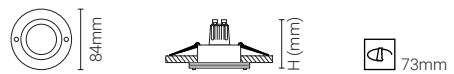




1002 IK02 IP20 GU5.3  		6002 IK02 IP20 LED GU10 COB	
Code	H (mm)	Flow/Power (approx.)	
1002.100.xXX	-	GU5.3	
6002.100.xXX	-	GU10	
6002.105.xXL	115	GU10 5W - 380 lm	
6002.060.xXL	90	COB 3W - 600 lm	
6002.110.xXL	90	COB 7W - 1100 lm	

2700K | 3000K | 4000K

1 2 7 8 9 0

1002 V | 6002 V



1002 V IK03 IP43 GU5.3  		6002 V IK03 IP20 LED GU10 COB	
Code	H (mm)	Flow/Power (approx.)	
1002.100.xxX	-	GU5.3	
6002.100.xxX	-	GU10	
6002.105.xxL	120	GU10 5W - 380 lm	
6002.060.xxL	95	COB 3W - 600 lm	
6002.110.xxL	95	COB 7W - 1100 lm	

2700K | 3000K | 4000K

1 2 7 8 9 0 M F T





1051 | 6051

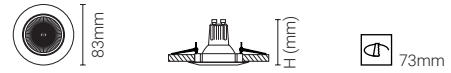


1051 IK02 IP20 GU5.3		6051 IK02 IP20 LED GU10 COB	
Code	H (mm)	Flow/Power (approx.)	
1051.100.xXX	-	GU5.3	
6051.100.xXX	-	GU10	
6051.105.xXL	115	GU10 5W - 380 lm	
6051.060.xXL	90	COB 3W - 600 lm	
6051.110.xXL	90	COB 7W - 1100 lm	

2700K | 3000K | 4000K

1 2 4 5 7 9

1052 | 6052

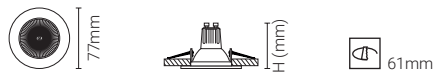



1052 IK02 IP20 GU5.3		6052 IK02 IP20 LED GU10 COB	
Code	H (mm)	Flow/Power (approx.)	
1052.100.xXX	-	GU5.3	
6052.100.xXX	-	GU10	
6052.105.xXL	115	GU10 5W - 380 lm	
6052.060.xXL	90	COB 3W - 600 lm	
6052.110.xXL	90	COB 7W - 1100 lm	

2700K | 3000K | 4000K

1 2 4 5 7 9

1041 | 6041



1041 IK02 IP20 GU5.3		6041 IK02 IP20 LED GU10 COB	
Code	H (mm)	Flow/Power (approx.)	
1041.100.xXX	-	GU5.3	
6041.100.xXX	-	GU10	
6041.105.xXL	115	GU10 5W - 380 lm	
6041.060.xXL	90	COB 3W - 600 lm	
6041.110.xXL	90	COB 7W - 1100 lm	

2700K | 3000K | 4000K

1 2 4 7 9

1042 | 6042



1042 IK02 IP20 GU5.3		6042 IK02 IP20 LED GU10 COB	
Code	H (mm)	Flow/Power (approx.)	
1042.100.xXX	-	GU5.3	
6042.100.xXX	-	GU10	
6042.105.xXL	115	GU10 5W - 380 lm	
6042.060.xXL	90	COB 3W - 600 lm	
6042.110.xXL	90	COB 7W - 1100 lm	


2700K | 3000K | 4000K

1 2 4 7 9





1009 | 6009

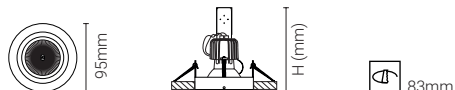


1009 IK02 IP20 GU5.3		6009 IK02 IP20 LED GU10 COB	
Code	H (mm)	Flow/Power (approx.)	
1009.100.xXX	-	GU5.3	
6009.100.xXX	-	GU10	
6009.105.xXL	115	GU10 5W - 380 lm	
6009.060.xXL	90	COB 3W - 600 lm	
6009.110.xXL	90	COB 7W - 1100 lm	

2700K | 3000K | 4000K

1 2 7 8 9

1088 | 6088




1088 IK03 IP20 GU5.3		6088 IK03 IP20 LED GU10	
Code	H (mm)	Flow/Power (approx.)	
1088.100.xXX	-	GU5.3	
6088.100.xXX	-	GU10	
6088.105.xXL	115	GU10 5W - 380 lm	

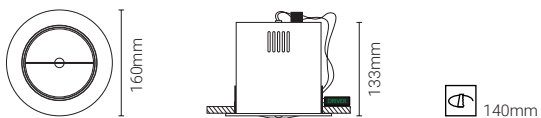
2700K | 3000K | 4000K

1 2 6 7 9

1091



Important Information: Remote Driver Included *
Información Importante: Driver Remoto Incluido
Informations Importantes: Driver Déporté Inclus

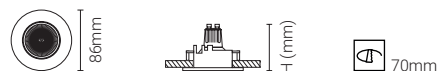


1091 IK03 IP20 G53 COB	
Code	Flow/Power (approx.)
1091.100.xXX	G53
1091.112.xXL	7W - 1200 lm
1091.122.xXL	12W - 2000 lm
1091.127.xXL	21W - 3000 lm
1091.136.xXL	30W - 4200 lm

2700K | 3000K | 4000K

1 2

6036



6036 IK07 IP54 LED GU10		
Code	H (mm)	Flow/Power (approx.)
6036.100.xXX	-	GU10
6036.105.xXL	115	GU10 5W - 380 lm

2700K | 3000K | 4000K

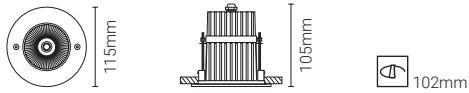

1 2 7 8 9 F T

* Not integrated in the luminaire | No integrado en la luminaria | Pas incorporé dans la luminaire.





6023



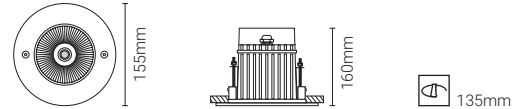

6023 | IP65 | COB

Code	Flow/Power (approx.)
6023.109.xXL	9W - 710 lm
6023.109.8xL	9W - 710 lm

3000K | 4000K



6024




6024 | IP67 | COB

Code	Flow/Power (approx.)
6024.112.xPL	12.8W - 1206 lm
6024.112.8PL	12.8W - 1206 lm

2700K | 3000K | 4000K



1027 | 6027



1027 | IK08 | IP65 | GU5.3 12V

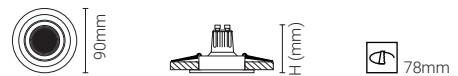

6027 | IK08 | IP65 | LED GU10

Code	Flow/Power (approx.)
1027.100.xXX	GU5.3
6027.100.xXX	GU10
6027.105.xXL	GU10 5W - 380 lm

2700K | 3000K | 4000K



1004 | 6016



1004 | IK03 | IP20 | GU5.3 12V

6016 | IK03 | IP20 | LED GU10 | COB

Code	H (mm)	Flow/Power (approx.)
1004.100.xXX	-	GU5.3
6016.100.xXX	-	GU10
6016.105.xXL	115	GU10 5W - 380 lm
6016.060.xXL	90	COB 3W - 600 lm
6016.110.xXL	90	COB 7W - 1100 lm

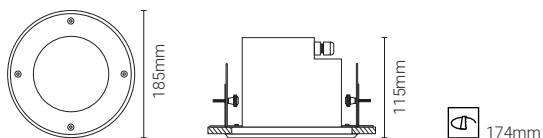
2700K | 3000K | 4000K





Recessed luminaire with trim
Luminaria empotrada con marco
Luminaire encastré avec collerette

7041



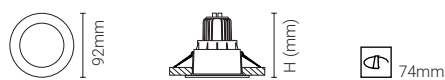
7041 | IP65 | LED GU10-AR111

Code	Flow/Power (approx.)
7041.115.xXL	15W - 1120 lm

2700K | 3000K | 4000K

1 2 7 8 9 F T

1089 | 6089



1089 | IK03 | IP44 | GU5.3

6089 | IK03 | IP44 | LED GU10

Code	H (mm)	Flow/Power (approx.)
1089.100.xFX	-	GU5.3
6089.100.xFX	-	GU10
6089.105.xFL	115	5W - 380 lm

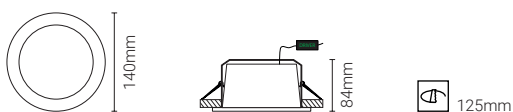
2700K | 3000K | 4000K

1 2 4 8 F

7007



Important Information: Remote Driver Included *
Información Importante: Driver Remoto Incluido
Informations Importantes: Driver Déporté Inclus



7007 | IK03 | IP44 | LED



Code	Flow/Power (approx.)
7007.114.xOL	12.6W - 1788 lm

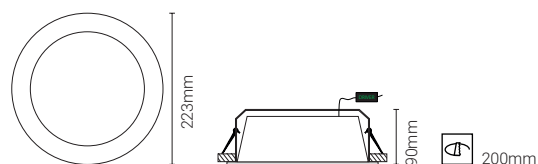
3000K | 4000K

1 2 4 5 7 9 0

7018



Important Information: Remote Driver Included *
Información Importante: Driver Remoto Incluido
Informations Importantes: Driver Déporté Inclus



7018 | IK03 | IP44 | LED



Code	Flow/Power (approx.)
7018.127.xOL	15.8W - 2514 lm

3000K | 4000K

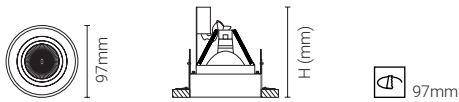
1 2 4 5 7 9 0

* Not integrated in the luminaire | No integrado en la luminaria | Pas incorporé dans la luminaire.





1094 | 6074

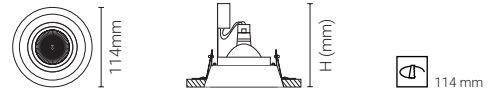


1094 IK02 IP20 GU5.3		6074 IK02 IP20 LED GU10 COB	
Code	H (mm)	Flow/Power (approx.)	
1094.100.xXX	-	GU5.3	
6074.100.xXX	-	GU10	
6074.105.xXL	145	GU10 5W - 380 lm	
6074.060.xXL	120	COB 3W - 600 lm	
6074.110.xXL	120	COB 7W - 1100 lm	

2700K | 3000K | 4000K

1 2 7 9

1095 | 6075

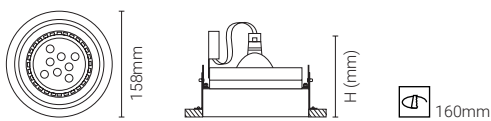



1095 IK02 IP20 GU5.3		6075 IK02 IP20 LED GU10 COB	
Code	H (mm)	Flow/Power (approx.)	
1095.100.xXX	-	GU5.3	
6075.100.xXX	-	GU10	
6075.105.xXL	140	GU10 5W - 380 lm	
6075.060.xXL	115	COB 3W - 600 lm	
6075.110.xXL	115	COB 7W - 1100 lm	

2700K | 3000K | 4000K

1 2 7 9

1096 | 6196

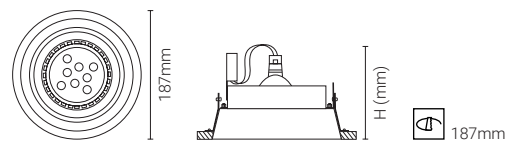


1096 IK02 IP20 G53		6196 IK02 IP20 LED GU10	
Code	H (mm)	Flow/Power (approx.)	
1096.100.xXX	-	G53	
6196.100.xXX	-	GU10	
6196.116.xXL	145	15W - 1120 lm	

2700K | 3000K | 4000K

1 2 7 8 9

1097 | 6197



1097 IK02 IP20 G53		6197 IK02 IP20 LED GU10	
Code	H (mm)	Flow/Power (approx.)	
1097.100.xXX	-	G53	
6197.100.xXX	-	GU10	
6197.116.xXL	140	15W - 1120 lm	

2700K | 3000K | 4000K

1 2 7 8 9





Photographic Index
Índice Fotográfico
Index Visuel

Square Spotlights | Focos Cuadrados | Spots Carrés

Recessed luminaire with trim, downward light projection
 Luminaria empotrada con marco, proyección de luz descendente
 Luminaire encastré avec collorette, éclairage direct



1515.100



1515.200



1515.300



1515.400



1515.500

Pg. 142

Pg. 142

Pg. 142

Pg. 142

Pg. 143



Recessed trimless luminaire, downward light projection
Luminaria empotrada sin marco, proyección de luz descendente
Luminaire encastré sans colorette, éclairage direct

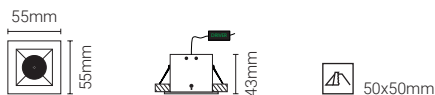




1515.100



Important Information: Remote Driver Included *
Información Importante: Driver Remoto Incluido
Informations Importantes: Driver Déporté Inclus



1515.100 IK03 IP20 LED	
Code	Flow/Power (approx.)
1515.100.xXL	1W - 140 lm

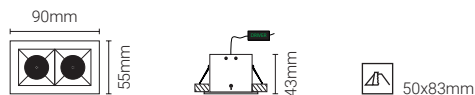
2700K | 3000K | 4000K



1515.200



Important Information: Remote Driver Included *
Información Importante: Driver Remoto Incluido
Informations Importantes: Driver Déporté Inclus



1515.200 IK03 IP20 LED	
Code	Flow/Power (approx.)
1515.200.xXL	2W - 280 lm

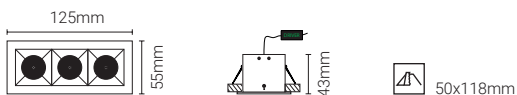
2700K | 3000K | 4000K



1515.300



Important Information: Remote Driver Included *
Información Importante: Driver Remoto Incluido
Informations Importantes: Driver Déporté Inclus



1515.300 IK03 IP20 LED	
Code	Flow/Power (approx.)
1515.300.xXL	4.7W - 450 lm

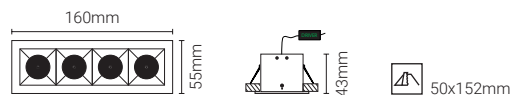
2700K | 3000K | 4000K



1515.400



Important Information: Remote Driver Included *
Información Importante: Driver Remoto Incluido
Informations Importantes: Driver Déporté Inclus



1515.400 IK03 IP20 LED	
Code	Flow/Power (approx.)
1515.400.xXL	6W - 600 lm

2700K | 3000K | 4000K



* Not integrated in the luminaire | No integrado en la luminaria | Pas incorporé dans la luminaire.

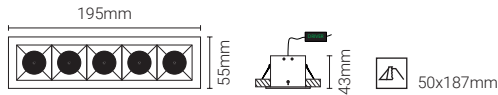




1515.500



Important Information: Remote Driver Included *
Información Importante: Driver Remoto Incluido
Informations Importantes: Driver Déporté Inclus



1515.500 | IK03 | IP20 | LED

Code	Flow/Power (approx.)
1515.500.xXL	7W - 750 lm

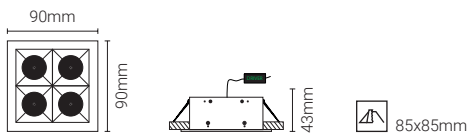
2700K | 3000K | 4000K

1 2 7 9 0

1516.400



Important Information: Remote Driver Included *
Información Importante: Driver Remoto Incluido
Informations Importantes: Driver Déporté Inclus



1516.400 | IK03 | IP20 | LED

Code	Flow/Power (approx.)
1516.400.xXL	6W - 600 lm

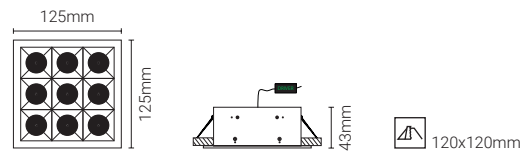
2700K | 3000K | 4000K

1 2 7 9 0

1516.900



Important Information: Remote Driver Included *
Información Importante: Driver Remoto Incluido
Informations Importantes: Driver Déporté Inclus



1516.900 | IK03 | IP20 | LED

Code	Flow/Power (approx.)
1516.900.xXL	12W - 1350 lm

2700K | 3000K | 4000K

1 2 7 9 0

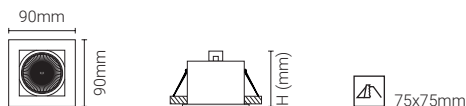
* Not integrated in the luminaire | No integrado en la luminaria | Pas incorporé dans la luminaire.





Recessed luminaire with trim
Luminaria empotrada con marco
Luminaire encastré avec collette

1081.100 | 6081.100

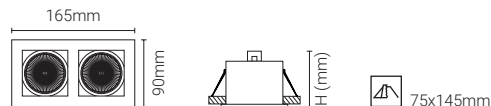


1081.100 IK02 IP20 GU5.3		6081.100 IK02 IP20 LED GU10 COB	
Code	H (mm)	Flow/Power (approx.)	
1081.100.xXX	-	GU5.3	
6081.100.xXX	-	GU10	
6081.105.xXL	115	GU10 5W - 380 lm	
6081.060.xXL	90	COB 3W - 600 lm	
6081.110.xXL	90	COB 7W - 1100 lm	

2700K | 3000K | 4000K

1 2 7 8 9 0

1081.200 | 6081.200

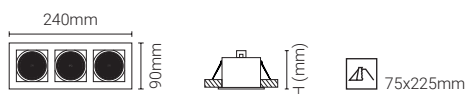



1081.200 IK02 IP20 GU5.3		6081.200 IK02 IP20 LED GU10 COB	
Code	H (mm)	Flow/Power (approx.)	
1081.200.xXX	-	(2x) GU5.3	
6081.200.xXX	-	(2x) GU10	
6081.205.xXL	115	GU10 (2x) 5W - 380 lm	
6081.120.xXL	90	COB (2x) 3W - 600 lm	
6081.220.xXL	90	COB (2x) 7W - 1100 lm	

2700K | 3000K | 4000K

1 2 7 8 9 0

1081.300 | 6081.300

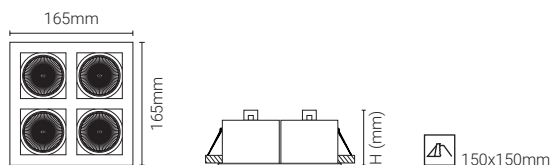



1081.300 IK02 IP20 GU5.3		6081.300 IK02 IP20 LED GU10 COB	
Code	H (mm)	Flow/Power (approx.)	
1081.300.xXX	-	(3x) GU5.3	
6081.300.xXX	-	(3x) GU10	
6081.305.xXL	115	GU10 (3x) 5W - 380 lm	
6081.180.xXL	90	COB (3x) 3W - 600 lm	
6081.330.xXL	90	COB (3x) 7W - 1100 lm	

2700K | 3000K | 4000K

1 2 7 8 9 0

1081.400 | 6081.400



1081.400 IK02 IP20 GU5.3		6081.400 IK02 IP20 LED GU10 COB	
Code	H (mm)	Flow/Power (approx.)	
1081.400.xXX	-	(4x) GU5.3	
6081.400.xXX	-	(4x) GU10	
6081.405.xXL	115	GU10 (4x) 5W - 380 lm	
6081.240.xXL	90	COB (4x) 3W - 600 lm	
6081.440.xXL	90	COB (4x) 7W - 1100 lm	

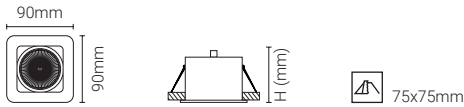
2700K | 3000K | 4000K

1 2 7 8 9 0





1039.100 | 6039.100

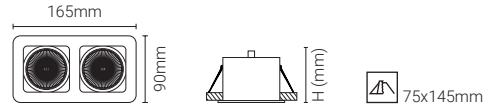


1039.100 IK02 IP20 GU5.3			6039.100 IK02 IP20 LED GU10 COB		
Code	H (mm)	Flow/Power (approx.)			
1039.100.xXX	-	GU5.3			
6039.100.xXX	-	GU10			
6039.105.xXL	115	GU10 5W - 380 lm			
6039.060.xXL	90	COB 3W - 600 lm			
6039.110.xXL	90	COB 7W - 1100 lm			

2700K | 3000K | 4000K

1 2 7 8 9 0

1039.200 | 6039.200

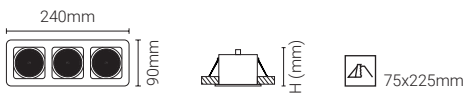


1039.200 IK02 IP20 GU5.3			6039.200 IK02 IP20 LED GU10 COB		
Code	H (mm)	Flow/Power (approx.)			
1039.200.xXX	-	(2x) GU5.3			
6039.200.xXX	-	(2x) GU10			
6039.205.xXL	115	GU10 (2x) 5W - 380 lm			
6039.120.xXL	90	COB (2x) 3W - 600 lm			
6039.220.xXL	90	COB (2x) 7W - 1100 lm			

2700K | 3000K | 4000K

1 2 7 8 9 0

1039.300 | 6039.300

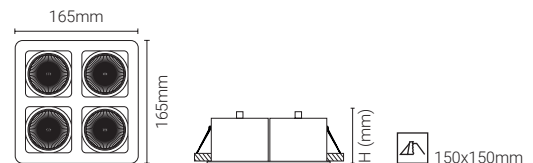


1039.300 IK02 IP20 GU5.3			6039.300 IK02 IP20 LED GU10 COB		
Code	H (mm)	Flow/Power (approx.)			
1039.300.xXX	-	(3x) GU5.3			
6039.300.xXX	-	(3x) GU10			
6039.305.xXL	115	GU10 (3x) 5W - 380 lm			
6039.180.xXL	90	COB (3x) 3W - 600 lm			
6039.330.xXL	90	COB (3x) 7W - 1100 lm			

2700K | 3000K | 4000K

1 2 7 8 9 0

1039.400 | 6039.400



1039.400 IK02 IP20 GU5.3			6039.400 IK02 IP20 LED GU10 COB		
Code	H (mm)	Flow/Power (approx.)			
1039.400.xXX	-	(4x) GU5.3			
6039.400.xXX	-	(4x) GU10			
6039.405.xXL	115	GU10 (4x) 5W - 380 lm			
6039.420.xXL	90	COB (4x) 3W - 600 lm			
6039.420.xXL	90	COB (4x) 7W - 1100 lm			

2700K | 3000K | 4000K

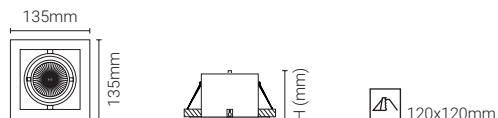
1 2 7 8 9 0





Recessed luminaire with trim
Luminaria empotrada con marco
Luminaire encastré avec collette

1008.100 | 6008.100

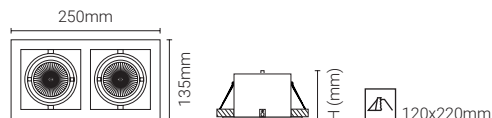


1008.100 IK02 IP20 GU5.3		6008.100 IK02 IP20 LED GU10 COB	
Code	H (mm)	Flow/Power (approx.)	
1008.100.xXX	-	GU5.3	
6008.100.xXX	-	GU10	
6008.105.xXL	115	GU10 5W - 380 lm	
6008.060.xXL	90	COB 3W - 600 lm	
6008.110.xXL	90	COB 7W - 1100 lm	

2700K | 3000K | 4000K

1 2 7 8 9 0

1008.200 | 6008.200

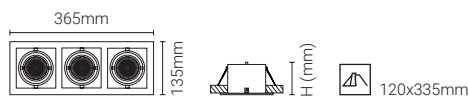



1008.200 IK02 IP20 GU5.3		6008.200 IK02 IP20 LED GU10 COB	
Code	H (mm)	Flow/Power (approx.)	
1008.200.xXX	-	(2x) GU5.3	
6008.200.xXX	-	(2x) GU10	
6008.205.xXL	115	GU10 (2x) 5W - 380 lm	
6008.120.xXL	90	COB (2x) 3W - 600 lm	
6008.220.xXL	90	COB (2x) 7W - 1100 lm	

2700K | 3000K | 4000K

1 2 7 8 9 0

1008.300 | 6008.300

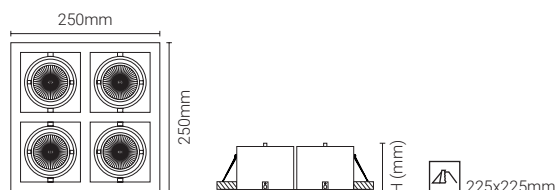


1008.300 IK02 IP20 GU5.3		6008.300 IK02 IP20 LED GU10 COB	
Code	H (mm)	Flow/Power (approx.)	
1008.300.xXX	-	(3x) GU5.3	
6008.300.xXX	-	(3x) GU10	
6008.305.xXL	115	GU10 (3x) 5W - 380 lm	
6008.180.xXL	90	COB (3x) 3W - 600 lm	
6008.330.xXL	90	COB (3x) 7W - 1100 lm	

2700K | 3000K | 4000K

1 2 7 8 9 0

1008.400 | 6008.400



1008.400 IK02 IP20 GU5.3		6008.400 IK02 IP20 LED GU10 COB	
Code	H (mm)	Flow/Power (approx.)	
1008.400.xXX	-	(4x) GU5.3	
6008.400.xXX	-	(4x) GU10	
6008.405.xXL	115	GU10 (4x) 5W - 380 lm	
6008.240.xXL	90	COB (4x) 3W - 600 lm	
6008.440.xXL	90	COB (4x) 7W - 1100 lm	

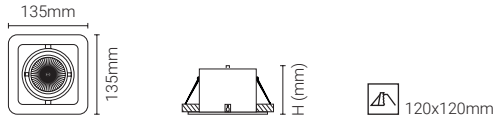
2700K | 3000K | 4000K

1 2 7 8 9 0





1038.100 | 6038.100

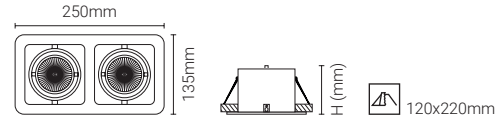


1038.100 IK02 IP20 GU5.3		6038.100 IK02 IP20 LED GU10 COB	
Code	H (mm)	Flow/Power (approx.)	
1038.100.xXX	-	GU5.3	
6038.100.xXX	-	GU10	
6038.105.xXL	115	GU10 5W - 380 lm	
6038.060.xXL	90	COB 3W - 600 lm	
6038.110.xXL	90	COB 7W - 1100 lm	

2700K | 3000K | 4000K

1 2 7 8 9 0

1038.200 | 6038.200

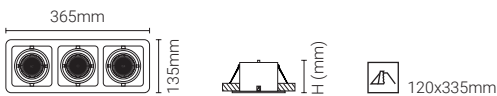


1038.200 IK02 IP20 GU5.3		6038.200 IK02 IP20 LED GU10 COB	
Code	H (mm)	Flow/Power (approx.)	
1038.200.xXX	-	(2x) GU5.3	
6038.200.xXX	-	(2x) GU10	
6038.205.xXL	115	GU10 (2x) 5W - 380 lm	
6038.120.xXL	90	COB (2x) 3W - 600 lm	
6038.220.xXL	90	COB (2x) 7W - 1100 lm	

2700K | 3000K | 4000K

1 2 7 8 9 0

1038.300 | 6038.300

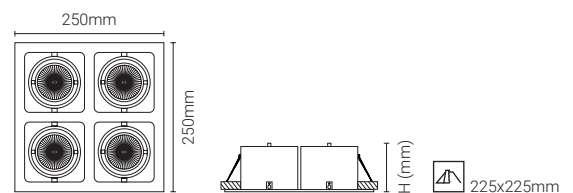


1038.300 IK02 IP20 GU5.3		6038.300 IK02 IP20 LED GU10 COB	
Code	H (mm)	Flow/Power (approx.)	
1038.300.xXX	-	(3x) GU5.3	
6038.300.xXX	-	(3x) GU10	
6038.305.xXL	115	GU10 (3x) 5W - 380 lm	
6038.180.xXL	90	COB (3x) 3W - 600 lm	
6038.330.xXL	90	COB (3x) 7W - 1100 lm	

2700K | 3000K | 4000K

1 2 7 8 9 0


1038.400 | 6038.400



1038.400 IK02 IP20 GU5.3		6038.400 IK02 IP20 LED GU10 COB	
Code	H (mm)	Flow/Power (approx.)	
1038.400.xXX	-	(4x) GU5.3	
6038.400.xXX	-	(4x) GU10	
6038.405.xXL	115	GU10 (4x) 5W - 380 lm	
6038.240.xXL	90	COB (4x) 3W - 600 lm	
6038.440.xXL	90	COB (4x) 7W - 1100 lm	

2700K | 3000K | 4000K

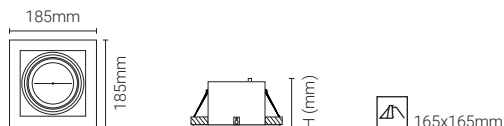
1 2 7 8 9 0





Recessed luminaire with trim
Luminaria empotrada con marco
Luminaire encastré avec collette

1007.100 | 6107.100

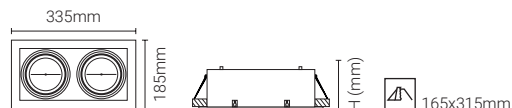


1007.100 IK02 IP20 GU5.3		6107.100 IK02 IP20 GU10 COB	
Code	H (mm)	Flow/Power (approx.)	
1007.100.xXX	-	GU5.3	
6107.100.xXX	-	GU10	
6107.115.xXL	110	GU10 15W - 1120 lm	
6107.112.xXL	120	COB 7W - 1200 lm	
6107.122.xXL	120	COB 12W - 2000 lm	
6107.127.xXL	120	COB 21W - 3000 lm	
6107.135.xXL	120	COB 30W - 4200 lm	

2700K | 3000K | 4000K

1 2 7 8 9 0

1007.200 | 6107.200



1007.200 IK02 IP20 GU5.3		6107.200 IK02 IP20 GU10 COB	
Code	H (mm)	Flow/Power (approx.)	
1007.200.xXX	-	(2x) GU5.3	
6107.200.xXX	-	(2x) GU10	
6107.215.xXL	110	GU10 (2x) 15W - 1120 lm	
6107.212.xXL	120	COB (2x) 7W - 1200 lm	
6107.222.xXL	120	COB (2x) 12W - 2000 lm	
6107.227.xXL	120	COB (2x) 21W - 3000 lm	
6107.235.xXL	120	COB (2x) 30W - 4200 lm	

2700K | 3000K | 4000K

1 2 7 8 9 0

1007.300 | 6107.300



1007.300 IK02 IP20 GU5.3		6107.300 IK02 IP20 GU10 COB	
Code	H (mm)	Flow/Power (approx.)	
1007.300.xXX	-	(3x) GU5.3	
6107.300.xXX	-	(3x) GU10	
6107.315.xXL	110	GU10 (3x) 15W - 1120 lm	
6107.312.xXL	120	COB (3x) 7W - 1200 lm	
6107.322.xXL	120	COB (3x) 12W - 2000 lm	
6107.327.xXL	120	COB (3x) 21W - 3000 lm	
6107.335.xXL	120	COB (3x) 30W - 4200 lm	

2700K | 3000K | 4000K

1 2 7 8 9 0

1007.400 | 6107.400



1007.400 IK02 IP20 GU5.3		6107.400 IK02 IP20 GU10 COB	
Code	H (mm)	Flow/Power (approx.)	
1007.400.xXX	-	(4x) GU5.3	
6107.400.xXX	-	(4x) GU10	
6107.415.xXL	110	GU10 (4x) 15W - 1120 lm	
6107.412.xXL	120	COB (4x) 7W - 1200 lm	
6107.422.xXL	120	COB (4x) 12W - 2000 lm	
6107.427.xXL	120	COB (4x) 21W - 3000 lm	
6107.435.xXL	120	COB (4x) 30W - 4200 lm	

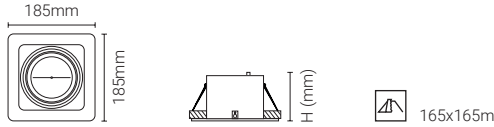
2700K | 3000K | 4000K

1 2 7 8 9 0





1037.100 | 6137.100

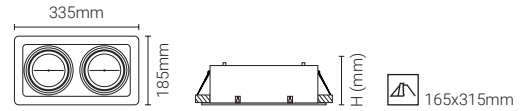


1037.100 IK02 IP20 GU5.3		6137.100 IK02 IP20 GU10 COB	
Code	H (mm)	Flow/Power (approx.)	
1037.100.xXX	-	GU5.3	
6137.100.xXX	-	GU10	
6137.115.xXL	110	GU10 15W - 1120 lm	
6137.112.xXL	120	COB 7W - 1200 lm	
6137.122.xXL	120	COB 12W - 2000 lm	
6137.127.xXL	120	COB 21W - 3000 lm	
6137.135.xXL	120	COB 30W - 4200 lm	

2700K | 3000K | 4000K



1037.200 | 6137.200

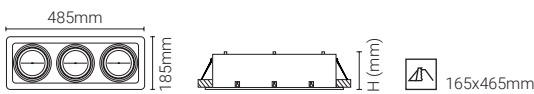


1037.200 IK02 IP20 GU5.3		6137.200 IK02 IP20 GU10 COB	
Code	H (mm)	Flow/Power (approx.)	
1037.200.xXX	-	(2x) GU5.3	
6137.200.xXX	-	(2x) GU10	
6137.215.xXL	110	GU10 (2x) 15W - 1120 lm	
6137.212.xXL	120	COB (2x) 7W - 1200 lm	
6137.222.xXL	120	COB (2x) 12W - 2000 lm	
6137.227.xXL	120	COB (2x) 21W - 3000 lm	
6137.235.xXL	120	COB (2x) 30W - 4200 lm	

2700K | 3000K | 4000K



1037.300 | 6137.300



1037.300 IK02 IP20 GU5.3		6137.300 IK02 IP20 GU10 COB	
Code	H (mm)	Flow/Power (approx.)	
1037.300.xXX	-	(3x) GU5.3	
6137.300.xXX	-	(3x) GU10	
6137.315.xXL	110	GU10 (3x) 15W - 1120 lm	
6137.312.xXL	120	COB (3x) 7W - 1200 lm	
6137.322.xXL	120	COB (3x) 12W - 2000 lm	
6137.327.xXL	120	COB (3x) 21W - 3000 lm	
6137.335.xXL	120	COB (3x) 30W - 4200 lm	

2700K | 3000K | 4000K



1037.400 | 6137.400



1037.400 IK02 IP20 GU5.3		6137.400 IK02 IP20 GU10 COB	
Code	H (mm)	Flow/Power (approx.)	
1037.400.xXX	-	(4x) GU5.3	
6137.400.xXX	-	(4x) GU10	
6137.415.xXL	110	GU10 (4x) 15W - 1120 lm	
6137.412.xXL	120	COB (4x) 7W - 1200 lm	
6137.422.xXL	120	COB (4x) 12W - 2000 lm	
6137.427.xXL	120	COB (4x) 21W - 3000 lm	
6137.435.xXL	120	COB (4x) 30W - 4200 lm	

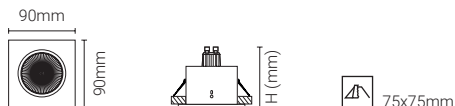

2700K | 3000K | 4000K





Recessed luminaire with trim
Luminaria empotrada con marco
Luminaire encastré avec collette

1031.100 | 6031.100

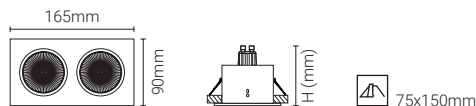


1031.100 IK02 IP20 GU5.3		6031.100 IK02 IP20 LED GU10 COB	
Code	H (mm)	Flow/Power (approx.)	
1031.100.xXX	-	GU5.3	
6031.100.xXX	-	GU10	
6031.105.xXL	115	GU10 5W - 380 lm	
6031.060.xXL	90	COB 3W - 600 lm	
6031.110.xXL	90	COB 7W - 1100 lm	

2700K | 3000K | 4000K



1031.200 | 6031.200

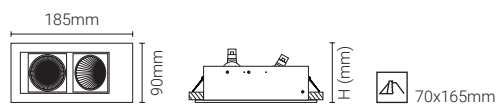


1031.200 IK02 IP20 GU5.3		6031.200 IK02 IP20 LED GU10 COB	
Code	H (mm)	Flow/Power (approx.)	
1031.200.xXX	-	(2x) GU5.3	
6031.200.xXX	-	(2x) GU10	
6031.205.xXL	115	GU10 (2x) 5W - 380 lm	
6031.120.xXL	90	COB (2x) 3W - 600 lm	
6031.220.xXL	90	COB (2x) 7W - 1100 lm	

2700K | 3000K | 4000K



1032 | 6032

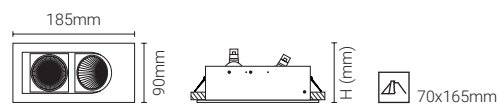


1032 IK02 IP20 GU5.3		6032 IK02 IP20 LED GU10 COB	
Code	H (mm)	Flow/Power (approx.)	
1032.200.xXX	-	(2x) GU5.3	
6032.200.xXX	-	(2x) GU10	
6032.205.xXL	165	GU10 (2x) 5W - 380 lm	
6032.120.xXL	140	COB (2x) 3W - 600 lm	
6032.220.xXL	140	COB (2x) 7W - 1100 lm	

2700K | 3000K | 4000K



1033 | 6033



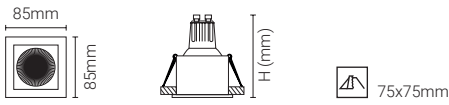

1033 IK02 IP20 GU5.3		6033 IK02 IP20 LED GU10 COB	
Code	H (mm)	Flow/Power (approx.)	
1033.200.xXX	-	(2x) GU5.3	
6033.200.xXX	-	(2x) GU10	
6033.205.xXL	165	GU10 (2x) 5W - 380 lm	
6033.120.xXL	140	COB (2x) 3W - 600 lm	
6033.220.xXL	140	COB (2x) 7W - 1100 lm	



2700K | 3000K | 4000K





1084 | 6029



1084 IK03 IP20 GU5.3  		6029 IK03 IP20 LED GU10 COB	
Code	H (mm)	Flow/Power (approx.)	
1084.100.xXX	-	GU5.3	
1084.100.8XX	-	GU5.3	
6029.100.xXX	-	GU10	
6029.100.8XX	-	GU10	
6029.105.xXL	135	GU10 5W - 380 lm	
6029.105.8XL	135	GU10 5W - 380 lm	
6029.060.xXL	110	COB 3W - 600 lm	
6029.060.8XL	110	COB 3W - 600 lm	
6029.110.xXL	110	COB 7W - 1100 lm	
6029.110.8XL	110	COB 7W - 1100 lm	

2700K | 3000K | 4000K

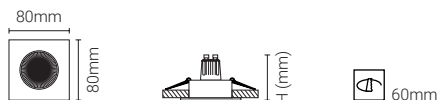
1 2 7 8 9






Recessed luminaire with trim
Luminaria empotrada con marco
Luminaire encastré avec collette

1011 | 6011

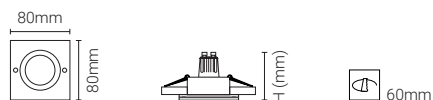



1011 IK02 IP20 GU5.3 		6011 IK02 IP20 LED GU10 COB	
Code	H (mm)	Flow/Power (approx.)	
1011.100.xXX	-	GU5.3	
6011.100.xXX	-	GU10	
6011.105.xXL	115	GU10 5W - 380 lm	
6011.060.xXL	90	COB 3W - 600 lm	
6011.110.xXL	90	COB 7W - 1100 lm	

2700K | 3000K | 4000K

1 2 7 8 9 0

1011 V | 6011 V

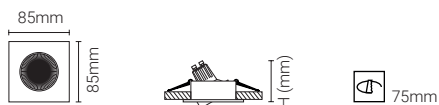



1011 V IK03 IP43 GU5.3 		6011 V IK03 IP43 LED GU10 COB	
Code	H (mm)	Flow/Power (approx.)	
1011.100.xxX	-	GU5.3	
6011.100.xxX	-	GU10	
6011.105.xxL	120	GU10 5W - 380 lm	
6011.060.xxL	95	COB 3W - 600 lm	
6011.110.xxL	95	COB 7W - 1100 lm	

2700K | 3000K | 4000K

1 2 7 8 9 0 M F T

1012 | 6012

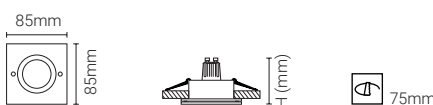



1012 IK02 IP20 GU5.3 		6012 IK02 IP20 LED GU10 COB	
Code	H (mm)	Flow/Power (approx.)	
1012.100.xXX	-	GU5.3	
6012.100.xXX	-	GU10	
6012.105.xXL	115	GU10 5W - 380 lm	
6012.060.xXL	90	COB 3W - 600 lm	
6012.110.xXL	90	COB 7W - 1100 lm	

2700K | 3000K | 4000K

1 2 7 8 9 0

1012 V | 6012 V



1012 V IK03 IP43 GU5.3 		6012 V IK03 IP43 LED GU10 COB	
Code	H (mm)	Flow/Power (approx.)	
1012.100.xxX	-	GU5.3	
6012.100.xxX	-	GU10	
6012.105.xxL	120	GU10 5W - 380 lm	
6012.060.xxL	95	COB 3W - 600 lm	
6012.110.xxL	95	COB 7W - 1100 lm	

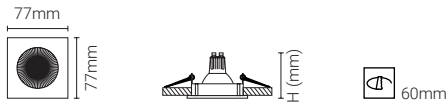
2700K | 3000K | 4000K

1 2 7 8 9 0 M F T





1021 | 6021

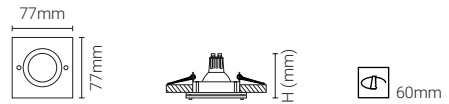


1021 IK02 IP20 GU5.3		6021 IK02 IP20 LED GU10 COB	
Code	H (mm)	Flow/Power (approx.)	
1021.100.xXX	-	GU5.3	
6021.100.xXX	-	GU10	
6021.105.xXL	115	GU10 5W - 380 lm	
6021.060.xXL	90	COB 3W - 600 lm	
6021.110.xXL	90	COB 7W - 1100 lm	

2700K | 3000K | 4000K

1 2 4 5 7 9

1025 | 6025

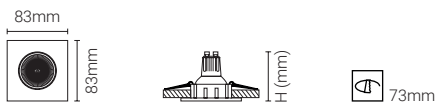


1025 IK03 IP43 GU5.3		6025 IK03 IP43 LED GU10 COB	
Code	H (mm)	Flow/Power (approx.)	
1025.100.xxX	-	GU5.3	
6025.100.xxX	-	GU10	
6025.105.xxL	120	GU10 5W - 380 lm	
6025.060.xxL	95	COB 3W - 600 lm	
6025.110.xxL	95	COB 7W - 1100 lm	

2700K | 3000K | 4000K

1 2 4 5 7 9 M F T

1022 | 6022

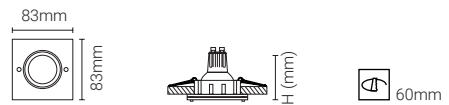


1022 IK02 IP20 GU5.3		6022 IK02 IP20 LED GU10 COB	
Code	H (mm)	Flow/Power (approx.)	
1022.100.xXX	-	GU5.3	
6022.100.xXX	-	GU10	
6022.105.xXL	115	GU10 5W - 380 lm	
6022.060.xXL	90	COB 3W - 600 lm	
6022.110.xXL	90	COB 7W - 1100 lm	

2700K | 3000K | 4000K

1 2 4 5 7 9

1026 | 6026



1026 IK03 IP43 GU5.3		6026 IK03 IP43 LED GU10 COB	
Code	H (mm)	Flow/Power (approx.)	
1026.100.xxX	-	GU5.3	
6026.100.xxX	-	GU10	
6026.105.xxL	120	GU10 5W - 380 lm	
6026.060.xxL	95	COB 3W - 600 lm	
6026.110.xxL	95	COB 7W - 1100 lm	

2700K | 3000K | 4000K

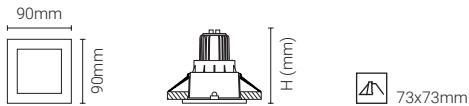
1 2 4 5 7 9 M F T





Recessed luminaire with trim
Luminaria empotrada con marco
Luminaire encastré avec collette

1086 | 6086

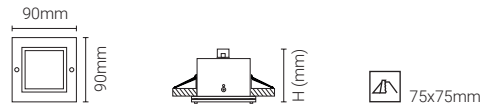


1086 IK03 IP44 GU5.3		6086 IK03 IP44 LED GU10	
Code	H (mm)	Flow/Power (approx.)	
1086.100.xFX	-	GU5.3	
6086.100.xFX	-	GU10	
6086.105.xFL	115	GU10 5W - 380 lm	

2700K | 3000K | 4000K

1 2 4 8 F

1071 | 6071

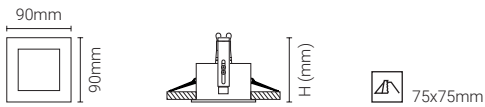


1071 IK03 IP43 GU5.3		6071 IK03 IP43 LED GU10 COB	
Code	H (mm)	Flow/Power (approx.)	
1071.100.xxX	-	GU5.3	
6071.100.xxX	-	GU10	
6071.105.xxL	120	GU10 5W - 380 lm	
6071.060.xxL	95	COB 3W - 600 lm	
6071.110.xxL	95	COB 7W - 1100 lm	

2700K | 3000K | 4000K

1 2 7 8 9 0 M F T

1061 | 6061



1061 IK03 IP43 GU5.3		6061 IK03 IP43 LED GU10 COB	
Code	H (mm)	Flow/Power (approx.)	
1061.100.xxX	-	GU5.3	
6061.100.xxX	-	GU10	
6061.105.xxL	115	GU10 5W - 380 lm	
6061.060.xxL	90	COB 3W - 600 lm	
6061.110.xxL	90	COB 7W - 1100 lm	

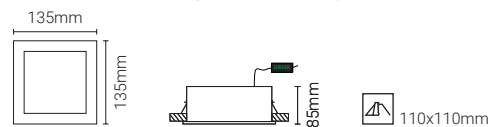
2700K | 3000K | 4000K

1 2 7 8 9 0 M F

7061



Important Information: Remote Driver Included *
Información Importante: Driver Remoto Incluido
Informations Importantes: Driver Déporté Inclus



7061 IK03 IP43 LED Module	
Code	Flow/Power (approx.)
7061.113.xOL	12.6W - 1788 lm

3000K | 4000K

1 2 7 8 9 0

* Not integrated in the luminaire | No integrado en la luminaria | Pas incorporé dans la luminaire.

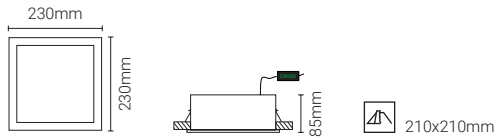




7062



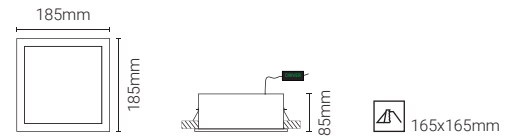
Important Information: Remote Driver Included *
Información Importante: Driver Remoto Incluido
Informations Importantes: Driver Déporté Inclus



7063



Important Information: Remote Driver Included *
Información Importante: Driver Remoto Incluido
Informations Importantes: Driver Déporté Inclus



7062 IK03 IP43 E27 LED Module	
Code	Flow/Power (approx.)
7062.200.xFX	(2x) E27
7062.123.xOL	22.5W - 3073 lm

3000K | 4000K

1 2 7 8 9 0 F

7063 IK03 IP43 LED Module	
Code	Flow/Power (approx.)
7063.119.xOL	18.8W - 2514 lm

3000K | 4000K

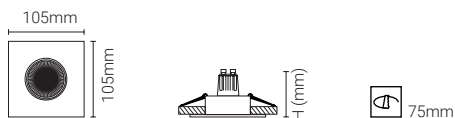
1 2 7 8 9 0

* Not integrated in the luminaire | No integrado en la luminaria | Pas incorporé dans la luminaire.





1010 | 6010



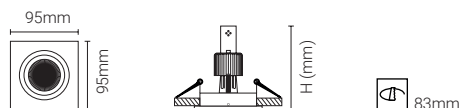
1010 | IK02 | IP20 | GU5.3 6010 | IK02 | IP20 | LED GU10 | COB

Code	H (mm)	Flow/Power (approx.)
1010.100.xXX	-	GU5.3
6010.100.xXX	-	GU10
6010.105.xXL	115	GU10 5W - 380 lm
6010.060.xXL	90	COB 3W - 600 lm
6010.110.xXL	90	COB 7W - 1100 lm

2700K | 3000K | 4000K

[1](#) [2](#) [7](#) [8](#) [9](#)

1020 | 6020



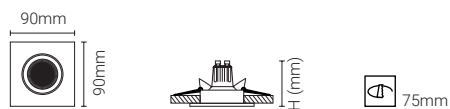
1020 | IK03 | IP20 | GU5.3 6020 | IK03 | IP20 | LED GU10

Code	H (mm)	Flow/Power (approx.)
1020.100.xXX	-	GU5.3
6020.100.xXX	-	GU10
6020.105.xXL	115	GU10 5W - 380 lm

2700K | 3000K | 4000K

[1](#) [2](#) [7](#) [8](#) [9](#)

1013 | 6013



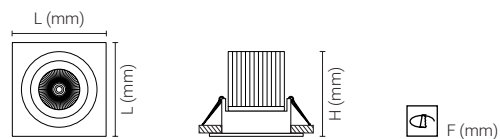
1013 | IK05 | IP20 | GU5.3 6013 | IK05 | IP20 | LED GU10 | COB

Code	H (mm)	Flow/Power (approx.)
1013.100.xXX	-	GU5.3
6013.100.xXX	-	GU10
6013.105.xXL	130	GU10 5W - 380 lm
6013.060.xXL	105	COB 3W - 600 lm
6013.110.xXL	105	COB 7W - 1100 lm

2700K | 3000K | 4000K

[1](#) [2](#) [7](#) [8](#) [9](#)

1513



1513 | IK03 | IP20 | COB

Code	L (mm)	H (mm)	F (mm)	Flow/Power (approx.)
1513.085.1TL	85	73	75	9W - 1200lm
1513.100.1TL	100	85	90	12,5W - 2000lm
1513.140.1TL	140	105	125	23,6W - 3600lm
1513.175.1TL	175	115	160	35,8W - 5000lm

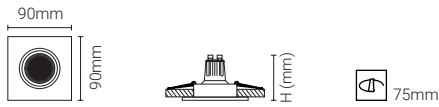
2700K | 3000K | 4000K

[1](#) [2](#) [7](#) [9](#) [0](#) [T](#)





1014 | 6014

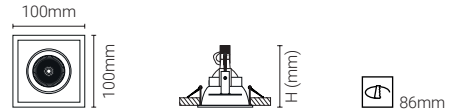


1014 IK03 IP20 GU5.3		6014 IK03 IP20 LED GU10 COB	
Code	H (mm)	Flow/Power (approx.)	
1014.100.xXX	-	GU5.3	
6014.100.xXX	-	GU10	
6014.105.xXL	115	GU10 5W - 380 lm	
6014.060.xXL	90	COB 3W - 600 lm	
6014.110.xXL	90	COB 7W - 1100 lm	

2700K | 3000K | 4000K

1 2 7 8 9

1512

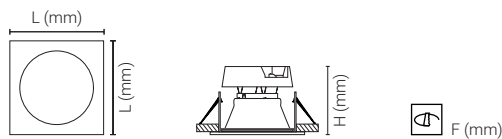


1512 IK02 IP20 - LED GU10 IP54 - COB		
Code	H (mm)	Flow/Power (approx.)
1512.100.xXX	-	GU10
1512.105.xXL	130	GU10 5W - 380 lm
1512.110.xTL	75	COB 9W - 1200 lm

2700K | 3000K | 4000K

1 2 7 9 0 T

1504

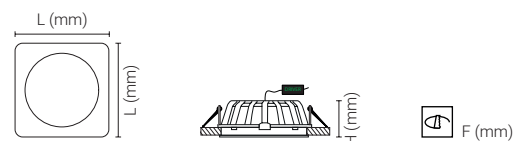


1504 IK03 IP44 LED				
Code	L (mm)	H (mm)	F (mm)	Flow/Power (approx.)
1504.113.xFL	135	80	115	13W - 1000 lm
1504.126.xFL	185	90	165	26W - 2000 lm

2700K | 3000K | 4000K

1 2 7 8 9 0 F

1511



1511 IK03 IP44 LED				
Code	L (mm)	H (mm)	F (mm)	Flow/Power (approx.)
1511.087.xFL	87	40	77	3.1W - 420 lm
1511.115.xFL	115	40	102	7.5W - 1000 lm
1511.140.xFL	140	45	125	15W - 1650 lm
1511.170.xFL	170	45	150	20W - 2500 lm
1511.220.xFL	220	45	205	25W - 3000 lm

2700K | 3000K | 4000K

1 2 7 9 0 F

* Not integrated in the luminaire | No integrado en la luminaria | Pas incorporé dans la luminaire.

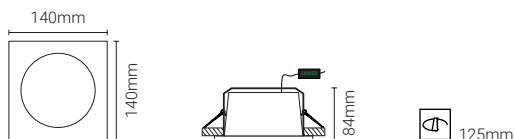




7025



Important Information: Remote Driver Included *
Información Importante: Driver Remoto Incluido
Informations Importantes: Driver Déporté Inclus

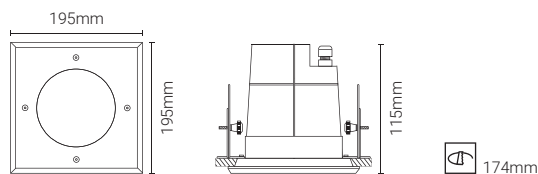


7025 IK03 IP44 LED Module	
Code	Flow/Power (approx. 142lm/W)
7025.113.xOL	12.6W - 1788 lm

2700K | 3000K | 4000K

1 2 4 5 7 9 0

7051

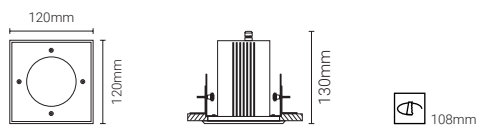


7051 IP65 LED GU10 AR111	
Code	Flow/Power (approx.)
7051.115.xxL	15W - 1120 lm

2700K | 3000K | 4000K

1 2 7 8 9 F T

1028 | 6028




1028 IK08 IP65 GU5.3 12V		6028 IK08 IP65 LED GU10	
Code	Flow/Power (approx.)	Code	Flow/Power (approx.)
1028.100.xxX	GU5.3		
6028.100.xxX	GU10		
6028.105.xxL	GU10 5W - 380 lm		

2700K | 3000K | 4000K

1 2 7 8 9 F T

4091



4091 IK03 IP65 LED	
Code	Flow/Power (approx.)
4091.112.xTL	1W - 140 lm
4091.112.8TL	1W - 140 lm
0101.103.XXX *	Driver LED 3W 350 mA
9090.000.XXX	BOX


2700K | 3000K | 4000K | 5000K | 6500K

1 2 7 8 9 T

*Other options on page 243 | Otras opciones en la página 243 | Autres options à la page 243.
LED Driver not included | Driver LED no está incluido | Driver de LED non inclus.

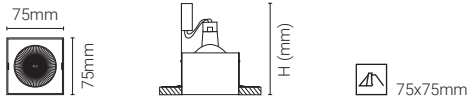
The painted version is in aluminium | La versión pintada es en aluminio | La version peinte est en aluminium.

* Not integrated in the luminaire | No integrado en la luminaria | Pas incorporé dans la luminaire.





6080.100



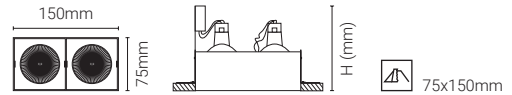
6080.100 | IK02 | IP20 | LED GU10

Code	H (mm)	Flow/Power (approx.)
6080.100.xXX	-	GU10
6080.105.xXL	120	GU10 5W - 380 lm

2700K | 3000K | 4000K

1 2 7 9

6080.200



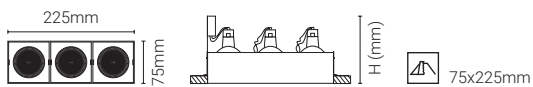
6080.200 | IK02 | IP20 | LED GU10

Code	H (mm)	Flow/Power (approx.)
6080.200.xXX	-	(2x) GU10
6080.205.xXL	120	GU10 (2x) 5W - 380 lm

2700K | 3000K | 4000K

1 2 7 9

6080.300



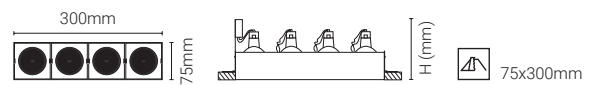
6080.300 | IK02 | IP20 | LED GU10

Code	H (mm)	Flow/Power (approx.)
6080.300.xXX	-	(3x) GU10
6080.305.xXL	120	GU10 (3x) 5W - 380 lm

2700K | 3000K | 4000K

1 2 7 9

6080.400



6080.400 | IK02 | IP20 | LED GU10

Code	H (mm)	Flow/Power (approx.)
6080.400.xXX	-	(4x) GU10
6080.405.xXL	120	GU10 (4x) 5W - 380 lm

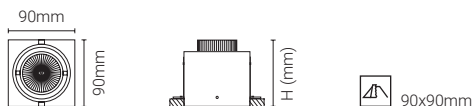
2700K | 3000K | 4000K

1 2 7 9





6037.100



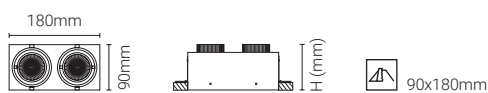
6037.100 | IK02 | IP20 | LED GU10 | COB

Code	H (mm)	Flow/Power (approx.)
6037.100.xXX	-	GU10
6037.105.xXL	80	GU10 5W - 380 lm
6037.060.xXL	93	COB 3W - 600 lm
6037.110.xXL	93	COB 7W - 1100 lm

2700K | 3000K | 4000K

1 2 7 9

6037.200



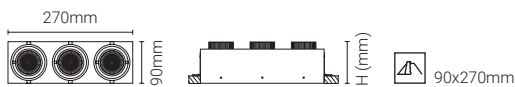
6037.200 | IK02 | IP20 | LED GU10 | COB

Code	H (mm)	Flow/Power (approx.)
6037.200.xXX	-	(2x) GU10
6037.205.xXL	80	GU10 (2x) 5W - 380 lm
6037.120.xXL	93	COB (2x) 3W - 600 lm
6037.220.xXL	93	COB (2x) 7W - 1100 lm

2700K | 3000K | 4000K

1 2 7 9

6037.300




6037.300 | IK02 | IP20 | LED GU10 | COB

Code	H (mm)	Flow/Power (approx.)
6037.300.xXX	-	(3x) GU10
6037.305.xXL	80	GU10 (3x) 5W - 380 lm
6037.180.xXL	93	COB (3x) 3W - 600 lm
6037.330.xXL	93	COB (3x) 7W - 1100 lm

2700K | 3000K | 4000K

1 2 7 9

6037.400



6037.400 | IK02 | IP20 | LED GU10 | COB

Code	H (mm)	Flow/Power (approx.)
6037.400.xXX	-	(4x) GU10
6037.405.xXL	80	GU10 (4x) 5W - 380 lm
6037.240.xXL	93	COB (4x) 3W - 600 lm
6037.440.xXL	93	COB (4x) 7W - 1100 lm

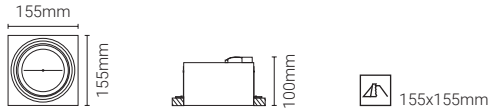
2700K | 3000K | 4000K



1 2 7 9





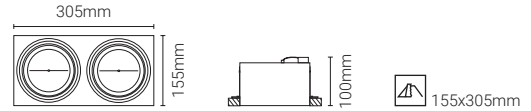
1098.100 | 6198.100





1098.100 IK02 IP20 G53  		6198.100 IK02 IP20 LED GU10	
Code	Flow/Power (approx.)		
1098.100.xXX	G53		
6198.100.xXX	GU10		
6198.116.xXL	15W - 1120 lm		

2700K | 3000K | 4000K 1 2 7 9

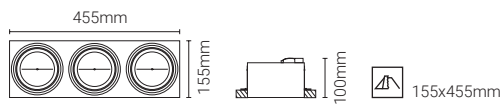
1098.200 | 6198.200





1098.200 IK02 IP20 G53  		6198.200 IK02 IP20 LED GU10	
Code	Flow/Power (approx.)		
1098.200.xXX	(2x) G53		
6198.200.xXX	(2x) GU10		
6198.216.xXL	(2x) 15W - 1120 lm		

2700K | 3000K | 4000K 1 2 7 9

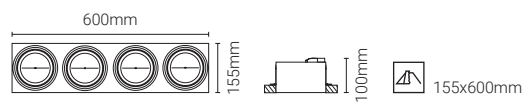
1098.300 | 6198.300





1098.300 IK02 IP20 G53  		6198.300 IK02 IP20 LED GU10	
Code	Flow/Power (approx.)		
1098.300.xXX	(3x) G53		
6198.300.xXX	(3x) GU10		
6198.316.xXL	(3x) 15W - 1120 lm		

2700K | 3000K | 4000K 1 2 7 9

1098.400 | 6198.400



1098.400 IK02 IP20 G53  		6198.400 IK02 IP20 LED GU10	
Code	Flow/Power (approx.)		
1098.400.xXX	(4x) G53		
6198.400.xXX	(4x) GU10		
6198.416.xXL	(4x) 15W - 1120 lm		

2700K | 3000K | 4000K 1 2 7 9





Surface Ceiling Spotlights | Focos de Techo de Superficie | Spots de Plafonniers

Surface mounted luminaire, downward light projection
 Luminaria de superficie, proyección de luz descendente
 Luminaire apparent, éclairage direct

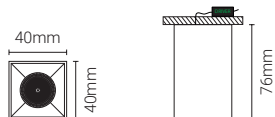
				
1524.100 Pg. 164	1524.200 Pg. 164	1524.300 Pg. 164	1524.400 Pg. 164	1524.500 Pg. 165
				
1525.400 Pg. 165	1525.900 Pg. 165	6098.100 Pg. 166	6098.200 Pg. 166	6098.300 Pg. 166
				
6097.100 Pg. 167	6097.200 Pg. 167	6097.300 Pg. 167	6091 Pg. 168	6092 Pg. 168
				
6512 Pg. 168	7092 Pg. 169	7089 Pg. 169	6093 Pg. 170	6094 Pg. 170
				
6595 Pg. 170	6502 Pg. 170	7085 Pg. 171	7099 Pg. 171	7088 Pg. 171
				
7087 Pg. 171	7095 Pg. 172	7595 Pg. 172	7596 Pg. 172	7096 Pg. 172
				
1199.100 Pg. 173	1199.200 Pg. 173	1199.300 Pg. 173	1199.400 Pg. 173	



1524.100



Important Information: Remote Driver Included *
Información Importante: Driver Remoto Incluido
Informations Importantes: Driver Déporté Inclus



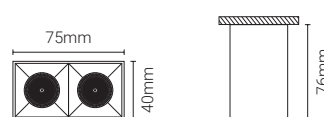

1524.100 | IK03 | IP20 | LED

Code	Flow/Power (approx.)
1524.101.xXL	1W - 140 lm

2700K | 3000K | 4000K

1 2 7 9 0

1524.200




1524.200 | IK03 | IP20 | LED

Code	Flow/Power (approx.)
1524.201.xXL	2W - 280 lm

2700K | 3000K | 4000K

1 2 7 9 0

1524.300



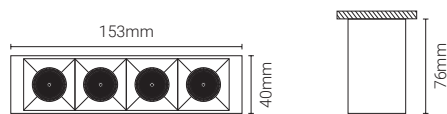
1524.300 | IK03 | IP20 | LED

Code	Flow/Power (approx.)
1524.301.xXL	4.7W - 450 lm

2700K | 3000K | 4000K

1 2 7 9 0

1524.400



1524.400 | IK03 | IP20 | LED

Code	Flow/Power (approx.)
1524.401.xXL	6W - 600 lm

2700K | 3000K | 4000K

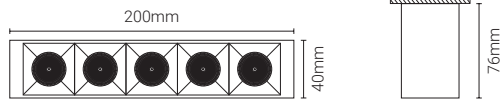
1 2 7 9 0

* Not integrated in the luminaire | No integrado en la luminaria | Pas incorporé dans la luminaire.





1524.500

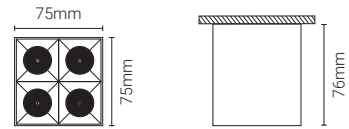



1524.500 IK03 IP20 LED	
Code	Flow/Power (approx.)
1524.501.xXL	7W - 750 lm

2700K | 3000K | 4000K

1 2 7 9 0

1525.400

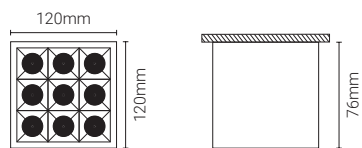


1525.400 IK03 IP20 LED	
Code	Flow/Power (approx.)
1525.401.xXL	6W - 600 lm

2700K | 3000K | 4000K

1 2 7 9 0

1525.900



1525.900 IK03 IP20 LED	
Code	Flow/Power (approx.)
1525.901.xXL	12W - 1350 lm

2700K | 3000K | 4000K

1 2 7 9 0





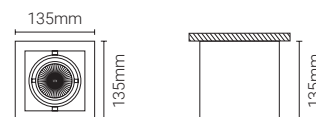
6098.100



6098.100 IK02 IP20 LED GU10	
Code	Flow/Power (approx.)
6098.100.xXX	GU10
6098.100.8XX	GU10
6098.105.xXL	5W - 380 lm
6098.105.8XL	5W - 380 lm

2700K | 3000K | 4000K

1 2 7 8 9



6098.200



6098.200 IK02 IP20 LED GU10	
Code	Flow/Power (approx.)
6098.200.xXX	GU10
6098.200.8XX	GU10
6098.205.xXL	(2x) 5W - 380 lm
6098.205.8XL	(2x) 5W - 380 lm

2700K | 3000K | 4000K

1 2 7 8 9



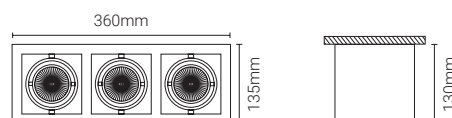
6098.300



6098.300 IK02 IP20 LED GU10	
Code	Flow/Power (approx.)
6098.300.xXX	GU10
6098.300.8XX	GU10
6098.305.xXL	(3x) 5W - 380 lm
6098.305.8XL	(3x) 5W - 380 lm

2700K | 3000K | 4000K

1 2 7 8 9





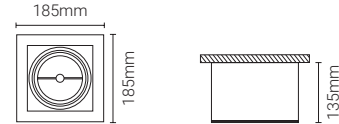
6097.100



6097.100 IK02 IP20 LED GU10 AR111	
Code	Flow/Power (approx.)
6097.100.xXX	GU10 AR111
6097.115.xXL	15W - 1120 lm

2700K | 3000K | 4000K

1 2 7 8 9



6097.200



6097.200 IK02 IP20 LED GU10 AR111	
Code	Flow/Power (approx.)
6097.200.xXX	GU10 AR111
6097.215.xXL	(2x) 15W - 1120 lm

2700K | 3000K | 4000K

1 2 7 8 9



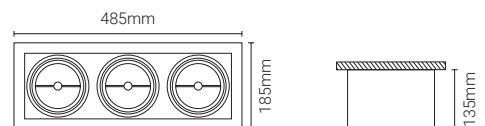
6097.300



6097.300 IK02 IP20 LED GU10 AR111	
Code	Flow/Power (approx.)
6097.300.xXX	GU10 AR111
6097.315.xXL	(3x) 15W - 1120 lm

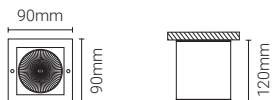
2700K | 3000K | 4000K

1 2 7 8 9





6091



6091 IK06 IP43 LED GU10	
Code	Flow/Power (approx.)
6091.100.xxX	GU10
6091.105.xxL	5W - 380 lm

2700K | 3000K | 4000K



6092

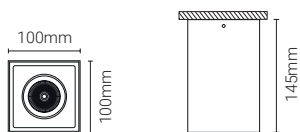


6092 IK06 IP43 LED GU10	
Code	Flow/Power (approx.)
6092.100.xxX	GU10
6092.105.xxL	5W - 380 lm

2700K | 3000K | 4000K



6512



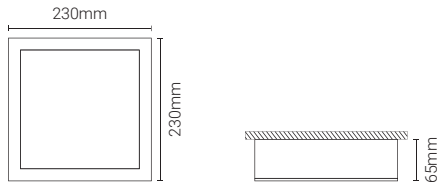
6512 IK03 IP20 - LED GU10 IP54 - COB	
Code	Flow/Power (approx.)
6512.100.xXX	GU10
6512.105.xXL	GU10 5W - 380 lm
6512.110.xTL	COB 9W - 1200 lm

2700K | 3000K | 4000K

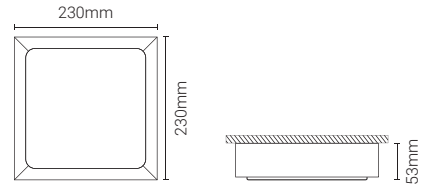





7092



7089



7092 | IK07 | IP43 | E27 | LED Module

Code	Flow/Power (approx.)
7092.200.xFX	(2x) E27
7092.123.xOL	22.5W - 3073 lm

2700K | 3000K | 4000K


1 2 4 7 8 9 0 F

7089 | IK08 | IP54 | LED Module

Code	Flow/Power (approx. 116 lm/W)
7089.113.xOL	13W - 1500 lm

2700K | 3000K | 4000K

1 2 7 8 9 0





6093



6093 | IK02 | IP20 | LED GU10

Code	Flow/Power (approx.)
6093.100.xXX	GU10
6093.105.xXL	5W - 380 lm

2700K | 3000K | 4000K

1 2 7 9

6094



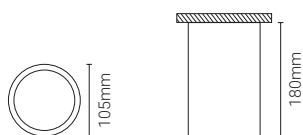
6094 | IK02 | IP20 | LED GU10 AR111

Code	Flow/Power (approx.)
6094.100.xXX	GU10
6094.115.xXL	15W - 1120 lm

2700K | 3000K | 4000K

1 2 7 9

6595



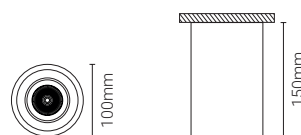
6595 | IK03 | IP40 | E27

Code	Flow/Power (approx.)
6595.100.xFX	E27
6595.109.xFL	9,5W - 875 lm

3000K | 4000K

1 2 F

6502




6502 | IK03 | IP20 - LED GU10 | IP54 - COB

Code	Flow/Power (approx.)
6502.100.xXX	GU10
6502.105.xXL	GU10 5W - 380 lm
6502.110.xTL	COB 10W - 1200 lm

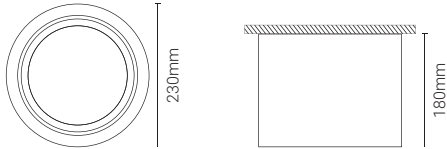

2700K | 3000K | 4000K

1 2 7 9 T





7085

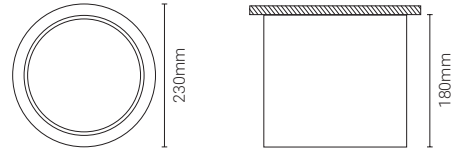


7085 IK03 IP20 LED Module	
Code	Flow/Power (approx. 134lm/W)
7085.118.xFL	18,8W - 2514 lm

3000K | 4000K

1 2 7 9 F

7099

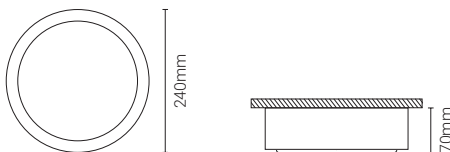


7099 IK03 IP40 LED Module	
Code	Flow/Power (approx. 134lm/W)
7099.118.xFL	18,8W - 2514 lm

3000K | 4000K

1 2 7 9 F

7088

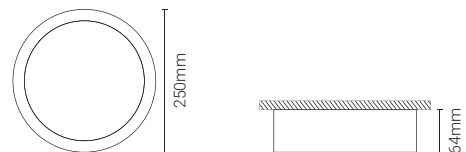


7088 IK10 IP54 LED Module	
Code	Flow/Power (approx. 122lm/W)
7088.113.xOL	13W - 1500 lm
7088.113.4OL	13W - 1500 lm

3000K | 4000K

1 2 4 7 9 0


7087



7087 IK03 IP43 LED Module	
Code	Flow/Power (approx. 122lm/W)
7087.113.xOL	13W - 1500 lm
7087.113.4OL	13W - 1500 lm

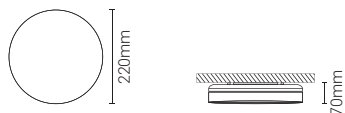
3000K | 4000K

1 2 4 7 9 0





7095

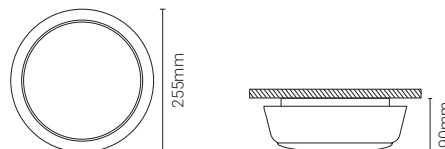


7095 IK10 IP54 LED Module	
Code	Flow/Power (approx.)
7095.113.10L	13W - 1500 lm

3000K | 4000K



7595

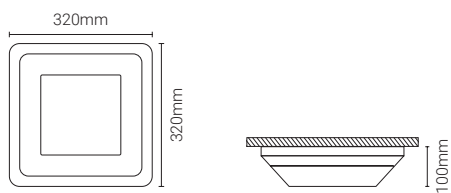


7595 IK07 IP44 LED	
Code	Flow/Power (approx.)
7595.112.10L	12W - 1200 lm

4000K



7596



7596 IK06 IP44 LED	
Code	Flow/Power (approx.)
7596.112.10L	12W - 1200 lm

4000K



7096



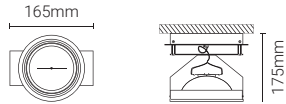
7096 IK08 IP54 LED Module	
Code	Flow/Power (approx. 116lm/W)
7096.113.10L	13W - 1500 lm

2700K | 3000K | 4000K





1199.100

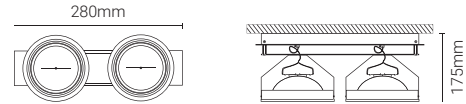


1199.100 IK04 IP20 LED G53 12V	
Code	Flow/Power (approx.)
1199.110.xXL	10W - 570 lm
1199.115.xXL	15W - 830 lm

2700K | 3000K | 4000K

1 2 7 9

1199.200

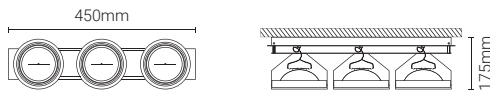


1199.200 IK04 IP20 LED G53 12V	
Code	Flow/Power (approx.)
1199.210.xXL	(2x) 10W - 570 lm
1199.215.xXL	(2x) 15W - 830 lm

2700K | 3000K | 4000K

1 2 7 9

1199.300

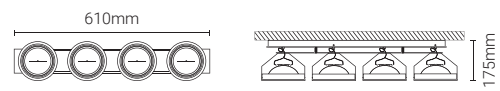



1199.300 IK04 IP20 LED G53 12V	
Code	Flow/Power (approx.)
1199.310.xXL	(3x) 10W - 570 lm
1199.315.xXL	(3x) 15W - 830 lm

2700K | 3000K | 4000K

1 2 7 9

1199.400



1199.400 IK04 IP20 LED G53 12V	
Code	Flow/Power (approx.)
1199.410.xXL	(4x) 10W - 570 lm
1199.415.xXL	(4x) 15W - 830 lm

2700K | 3000K | 4000K

1 2 7 9





Photographic Index

Índice Fotográfico

Index Visuel

Wall Lights | Apliques de Pared | Appliques Murales

▶ **Recessed luminaire with trim, front light projection**
Luminaria empotrada con marco, proyección de luz frontal
Luminaire encastré avec collorette, éclairage frontal




4077

Pg. 176



4078

Pg. 176



4091

Pg. 177



4092


Pg. 177

▶ **Surface mounted luminaire, upward light projection**
Luminaria de superficie, proyección de luz ascendente
Luminaire apparent, éclairage indirect



4002

Pg. 178



4006

Pg. 178



4007

Pg. 178



4008

Pg. 178



4005

Pg. 179

▶ **Surface mounted luminaire, downward and upward light projection**
Luminaria de superficie, proyección de luz descendente y ascendente
Luminaire apparent, éclairage direct et indirect



4004

Pg. 179



4009

Pg. 179



2040

Pg. 179




4001

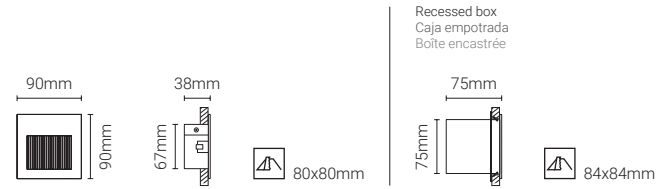

Pg. 180



4077



4078



4077 | IK05 | IP43 | LED 12V

Code	Flow/Power (approx.)
4077.103.xFL	3W - 285 lm
4077.105.xFL	5W - 570 lm
4177.103.xFL	3W - 285 lm
4177.105.xFL	5W - 570 lm
9963.000.XXX	BOX

2700K | 3000K | 4000K | 5000K | 6500K



4177 - LED Driver included
Driver LED incluido
Driver LED inclus

4078 | IK05 | IP20 | LED 12V

Code	Flow/Power (approx.)
4078.103.xXL	3W - 285 lm
4078.105.xXL	5W - 570 lm
4178.103.xXL	3W - 285 lm
4178.105.xXL	5W - 570 lm
9963.000.XXX	BOX

2700K | 3000K | 4000K | 5000K | 6500K

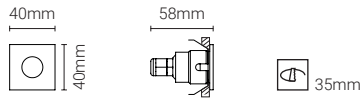



4178 - LED Driver included
Driver LED incluido
Driver LED inclus

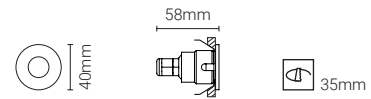




4091



4092



4091 IK03 IP65 LED	
Code	Flow/Power (approx.)
4091.112.xTL	1W - 140 lm
4091.112.8TL	1W - 140 lm
0101.103.XXX *	Driver LED 3W 350 mA
9090.000.XXX	BOX

2700K | 3000K | 4000K | 5000K | 6500K



*Other options on page 243 | Otras opciones en la página 243 | Autres options à la page 243.

LED Driver not included | Driver LED no está incluido | Driver de LED non inclus .

The painted version is in aluminium | La versión pintada es en aluminio | La version peinte est en aluminium.

4092 IK03 IP65 LED	
Code	Flow/Power (approx.)
4092.112.xTL	1W - 140 lm
4092.112.8TL	1W - 140 lm
0101.103.XXX *	Driver LED 3W 350 mA
9090.000.XXX	BOX

2700K | 3000K | 4000K | 5000K | 6500K



*Other options on page 243 | Otras opciones en la página 243 | Autres options à la page 243.


LED Driver not included | Driver LED no está incluido | Driver de LED non inclus .

The painted version is in aluminium | La versión pintada es en aluminio | La version peinte est en aluminium.





4002



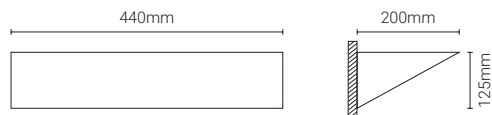

4002 | IK04 | IP20 | LED Module

Code	L (mm)	L1 (mm)	L2 (mm)	Flow/Power (approx. 183lm/W)
4002.204.xOL	300	180	110	1300 lm
4002.204.8OL	300	180	110	1300 lm
4002.104.xOL	250	115	74	650 lm
4002.104.8OL	250	115	74	650 lm
4002.207.xOL	500	240	110	2600 lm
4002.207.8OL	500	240	110	2600 lm
4002.114.xOL	700	180	110	2600 lm
4002.114.8OL	700	180	110	2600 lm
4002.214.xOL	700	240	110	5200 lm
4002.214.8OL	700	240	110	5200 lm
4002.407.xOL	1230	180	110	5200 lm
4002.407.8OL	1230	180	110	5200 lm

2700K | 3000K | 4000K | 5000K | 6500K



4006



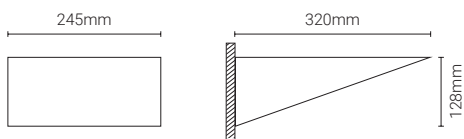

4006 | IK04 | IP20 | LED Module

Code	Flow/Power (approx. 183lm/W)
4006.207.xOL	2600 lm
4006.207.8OL	2600 lm

2700K | 3000K | 4000K | 5000K | 6500K



4007



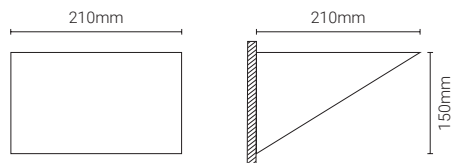

4007 | IK04 | IP20 | LED Module

Code	Flow/Power (approx. 183lm/W)
4007.204.xOL	1300 lm
4007.204.8OL	1300 lm

2700K | 3000K | 4000K | 5000K | 6500K



4008



4008 | IK04 | IP20 | LED Module

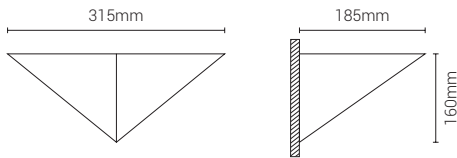

Code	Flow/Power (approx. 183lm/W)
4008.204.xOL	1300 lm
4008.204.8OL	1300 lm

2700K | 3000K | 4000K | 5000K | 6500K





4005

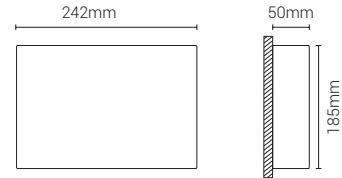



4005 IP20 LED Module	
Code	Flow/Power (approx. 183lm/W)
4005.204.xOL	1300 lm
4005.204.8OL	1300 lm

2700K | 3000K | 4000K | 5000K | 6500K

1 2 7 8 9 0

4004

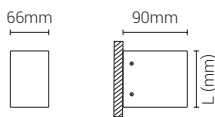


4004 IK03 IP20 LED Module	
Code	Flow/Power (approx. 183lm/W)
4004.204.xOL	1300 lm

2700K | 3000K | 4000K | 5000K | 6500K

1 2 7 8 9 0

4009

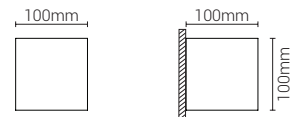



4009 IK05 IP20 LED GU10		
Code	L (mm)	Flow/Power (approx.)
4009.102.xFL	105	2.5W - 250 lm
4009.200.xFL	195	GU10
4009.205.xXX	195	(2x) 5W - 380 lm

2700K | 3000K | 4000K | 5000K | 6500K

1 2 7 8 9 F

2040



2040 IP65 COB	
Code	Flow/Power (approx.)
2040.107.xTL	7W - 560 lm

3000K | 4000K

1 2 7 9 T





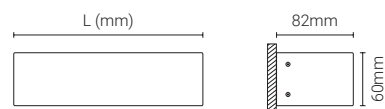
4001



4001 IK04 IP20 LED Module		
Code	L (mm)	Flow/Power (approx. 183lm/W)
4001.204.xOL	235	1300 lm
4001.204.8OL	235	1300 lm
4001.407.xOL	600	5200 lm
4001.407.8OL	600	5200 lm
4001.607.xOL	900	7800 lm
4001.607.8OL	900	7800 lm

2700K | 3000K | 4000K | 5000K | 6500K

1 2 7 8 9 C W O



OUTDOOR
EXTERIOR
EXTÉRIEURE





Photographic Index
Índice Fotográfico
Index Visuel

Ceiling Recessed | Techo Empotrada | Encastrés Plafond

Recessed luminaire with trim, downward light projection
Luminaria empotrada con marco, proyección de luz descendente
Luminaire encastré avec collorette, éclairage direct



6023 Pg. 183



6024 Pg. 183



1027 | 6027 Pg. 183



7041 Pg. 183



1028 | 6028 Pg. 184



7051 Pg. 184

Ceiling Surface | Techo de Superficie | Plafonnier

Surface mounted luminaire, downward light projection
Luminaria de superficie, proyección de luz descendente
Luminaire apparent, éclairage direct



2560 Pg. 185



2057 Pg. 185



2058 Pg. 185



2059 Pg. 185



2060 Pg. 186



2061 Pg. 186



2062 Pg. 186



2561 Pg. 187



2562 Pg. 187



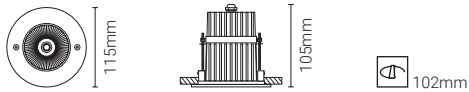

2080 Pg. 187



2083 Pg. 187



6023

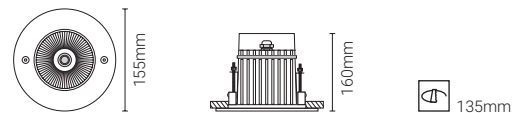


6023 IP65 COB	
Code	Flow/Power (approx.)
6023.109.xxL	9W - 710 lm
6023.109.8xL	9W - 710 lm

3000K | 4000K

1 2 7 8 9 F T

6024






6024 IP67 COB	
Code	Flow/Power (approx.)
6024.112.xPL	12.8W - 1206 lm
6024.112.8PL	12.8W - 1206 lm

2700K | 3000K | 4000K

1 2 7 8 9 P

1027 | 6027

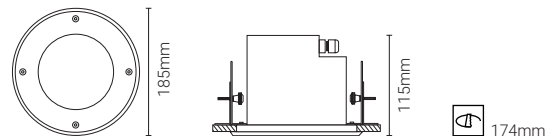


1027 IK08 IP65 GU5.3  		6027 IK08 IP65 LED GU10	
Code	Flow/Power (approx.)	Code	Flow/Power (approx.)
1027.100.xxX	GU5.3		
6027.100.xxX	GU10		
6027.105.xxL	GU10 5W - 380 lm		

2700K | 3000K | 4000K

1 2 7 8 9 F T


7041



7041 IP65 GU10 AR111	
Code	Flow/Power (approx.)
7041.115.xxL	15W - 1120 lm

2700K | 3000K | 4000K

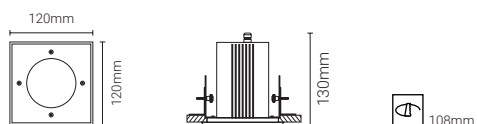
1 2 7 8 9 F T



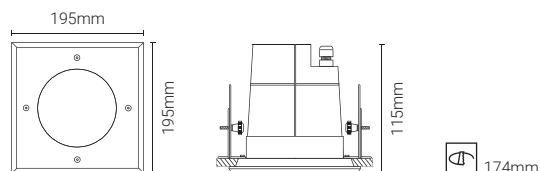




Recessed luminaire with trim
Luminaria empotrada con marco
Luminaire encastré avec collette

1028 | 6028



7051



1028 IK08 IP65 GU5.3  		6028 IK08 IP65 LED GU10	
Code	Flow/Power (approx.)		
1028.100.xxX	GU5.3		
6028.100.xxX	GU10		
6028.105.xxL	GU10 5W - 380 lm		

2700K | 3000K | 4000K

[1](#) [2](#) [7](#) [8](#) [9](#) [F](#) [T](#)

7051 IP65 LED GU10 AR111	
Code	Flow/Power (approx.)
7051.115.xxL	15W - 1120 lm

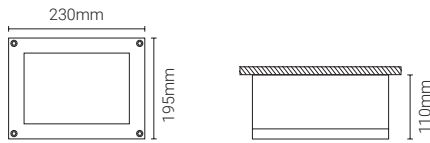
2700K | 3000K | 4000K

[1](#) [2](#) [7](#) [8](#) [9](#) [F](#) [T](#)





2560

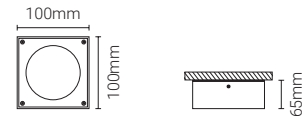



2560 IK06 IP54 LED	
Code	Flow/Power (approx.)
2560.122.xPL	22W - 1920 lm

3000K | 4000K



2057

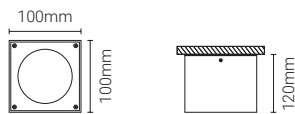



2057 IK06 IP54 LED GX53	
Code	Flow/Power (approx.)
2057.107.xTL	6.5W - 650 lm
2057.107.8TL	6.5W - 650 lm

3000K | 4000K



2058

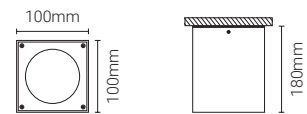


2058 IK06 IP54 LED GU10	
Code	Flow/Power (approx.)
2058.100.xTX	GU10
2058.100.8TX	GU10
2058.105.xTL	5W - 380 lm
2058.105.8TL	5W - 380 lm

2700K | 3000K | 4000K



2059

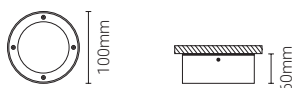


2059 IK06 IP54 E27	
Code	Flow/Power (approx.)
2059.100.xFX	E27
2059.100.8FX	E27





2060



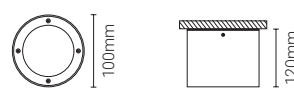
2060 | IK06 | IP54 | LED GX53

Code	Flow/Power (approx.)
2060.107.xTL	6.5W - 650 lm
2060.107.8TL	6.5W - 650 lm

3000K | 4000K

1 2 7 8 9 T

2061



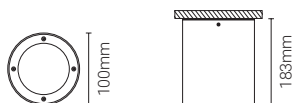
2061 | IK06 | IP54 | LED GU10

Code	Flow/Power (approx.)
2061.100.xTX	GU10
2061.100.8TX	GU10
2061.105.xTL	5W - 380 lm
2061.105.8TL	5W - 380 lm

2700K | 3000K | 4000K

1 2 7 8 9 T

2062



2062 | IK06 | IP54 | E27

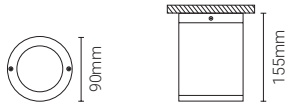
Code	Flow/Power (approx.)
2062.100.xFX	E27
2062.100.8FX	E27

1 2 7 8 9 F





2561

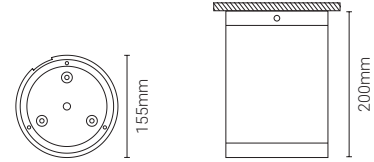


2561 IK08 IP54 LED	
Code	Flow/Power (approx.)
2561.109.xPL	9W - 760 lm

3000K | 4000K



2562

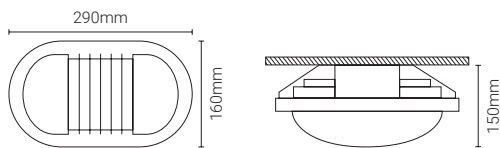


2562 IK08 IP65 LED	
Code	Flow/Power (approx.)
2562.122.xPL	22W - 2000 lm

3000K | 4000K



2080



2080 IK06 IP44 LED	
Code	Flow/Power (approx.)
2080.109.xFL	9W - 1250 lm

3000K | 4000K




2083



2083 IK06 IP54 LED E27	
Code	Flow/Power (approx.)
2083.105.1TL	5W - 580 lm


3000K | 4000K





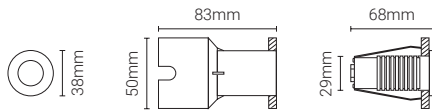

Wall Recessed | Pared Empotrada | Encastré Mural

Recessed luminaire with trim, front light projection
 Luminaria empotrada con marco, proyección de luz frontal
 Luminaire encastré avec collorette, éclairage frontal





3091



3091 | IK06 | IP67 | LED

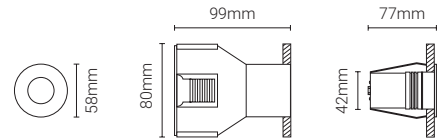
Code	Flow/Power (approx.)
3091.102.8FL	1.8W - 35 lm

3000K | 4000K

8 F

Box included | Caja incluida | Boîte incluse.

3093



3093 | IK08 | IP67 | LED

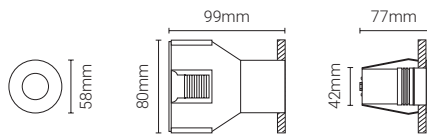
Code	Flow/Power (approx.)
3093.103.8TL	2.8W - 150 lm

3000K | 4000K

8 T

Box included | Caja incluida | Boîte incluse.

3096




3096 | IK08 | IP67 | COB

Code	Flow/Power (approx.)
3096.106.8TL	6W - 480 lm

3000K | 4000K

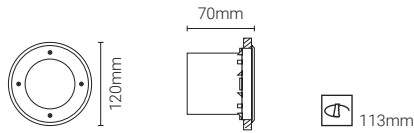
8 T

Box included | Caja incluida | Boîte incluse.





3018



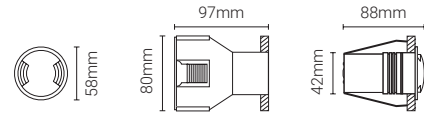
3018 IP67 LED GX53	
Code	Flow/Power (approx.)
3018.107.xxL	6.5W - 650 lm
3018.107.8xL	6.5W - 650 lm

3000K | 4000K

1 2 7 8 9 F T

Box included | Caja incluida | Boîte incluse.

3095



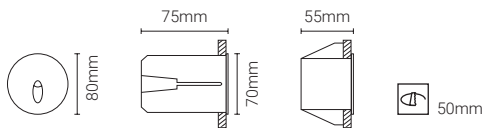
3095 IK10 IP67 LED		
Code	Light Openings	Flow/Power (approx.)
3095.153.8TL	1	3W - 2 lm
3095.253.8TL	2	3W - 2 lm
3095.453.8TL	4	3W - 2 lm

3000K | 4000K

8 T

Box included | Caja incluida | Boîte incluse.

2527



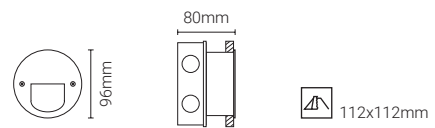
2527 IK10 IP65 LED	
Code	Flow/Power (approx.)
2527.003.xTL	2.8W - 180 lm

3000K | 4000K

2 9 T

Box included | Caja incluida | Boîte incluse.

2525




2525 IK10 IP65 LED	
Code	Flow/Power (approx.)
2525.015.xTL	1.5W - 60 lm

2700K | 3000K | 4000K

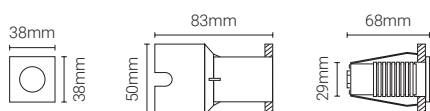

2 9 T

Box included | Caja incluida | Boîte incluse.





3092



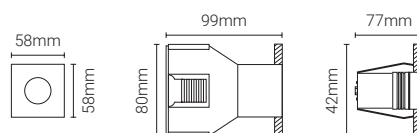
3092 IK06 IP67 LED	
Code	Flow/Power (approx.)
3092.102.8FL	1.8W - 35 lm

3000K | 4000K

8 F

Box included | Caja incluida | Boîte incluse.

3094



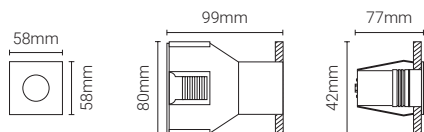
3094 IK08 IP67 LED	
Code	Flow/Power (approx.)
3094.103.8TL	2.8W - 150 lm

2700K | 3000K | 4000K

8 T

Box included | Caja incluida | Boîte incluse.

3097



3097 IK08 IP67 COB	
Code	Flow/Power (approx.)
3097.106.8TL	6W - 480 lm

3000K | 4000K

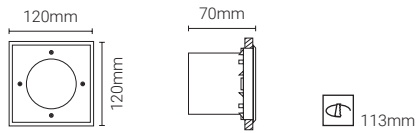
8 T

Box included | Caja incluida | Boîte incluse.





3019



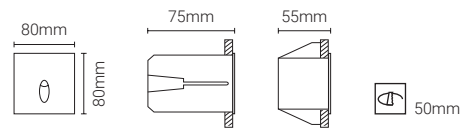

3019 IP67 LED GX53	
Code	Flow/Power (approx.)
3019.100.xL	GX53
3019.106.8xL	6.5W - 650 lm

3000K | 4000K

1 2 7 8 9 F T

Box included | Caja incluida | Boite incluse.

2528



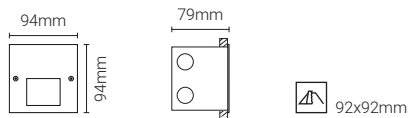

2528 IK10 IP65 LED	
Code	Flow/Power (approx.)
2528.003.xTL	2.8W - 180 lm

2700K | 3000K | 4000K

2 9 T

Box included | Caja incluida | Boite incluse.

2526



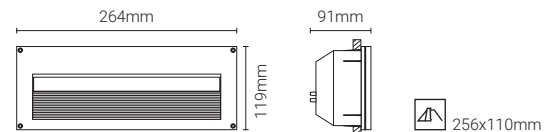
2526 IK10 IP65 LED	
Code	Flow/Power (approx.)
2526.015.xTL	1.5W - 60 lm

3000K | 4000K

2 9 T

Box included | Caja incluida | Boite incluse.

2019




2019 IP54 E27 LED Module	
Code	Flow/Power (approx. 183lm/W)
2019.100.xFX	E27
2119.106.xFL	650 lm

3000K | 4000K

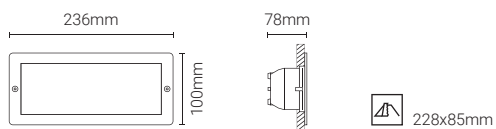

1 2 7 9 F

Box included | Caja incluida | Boite incluse.





2001

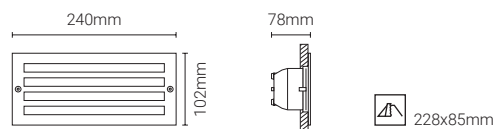


2001 IK05 IP54 E27 LED Module	
Code	Flow/Power (approx.)
2001.100.xOX	E27
2101.105.xOL	4.8W - 730 lm
9902.000.XXX	BOX

3000K | 4000K

1 2 7 9 0

2002

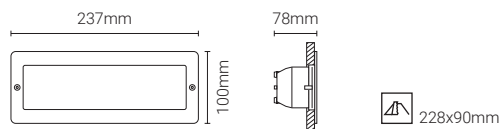


2002 IK05 IP54 E27 LED Module	
Code	Flow/Power (approx.)
2002.100.xOX	E27
2002.105.xOL	4.8W - 730 lm
9902.000.XXX	BOX

3000K | 4000K

1 2 7 9 0

2011

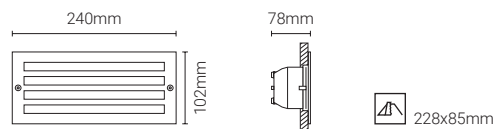



2011 IK05 IP54 E27 LED Module	
Code	Flow/Power (approx.)
2011.100.xOX	E27
2011.100.8OX	E27
2011.105.xOL	4.8W - 730 lm
2011.105.8OL	4.8W - 730 lm
9902.000.XXX	BOX

3000K | 4000K

1 2 7 8 9 0


2009



2009 IK05 IP54 E27 LED Module	
Code	Flow/Power (approx.)
2009.100.xOX	E27
2009.100.8OX	E27
2009.105.xOL	4.8W - 730 lm
2009.105.8OL	4.8W - 730 lm
9902.000.XXX	BOX

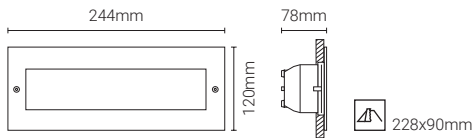
3000K | 4000K

1 2 7 8 9 0





2010



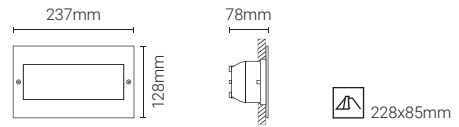

2010 | IK05 | IP54 | E27 | LED Module

Code	Flow/Power (approx.)
2010.100.xOX	E27
2010.100.8OX	E27
2010.105.xOL	4.8W - 730 lm
2010.105.8OL	4.8W - 730 lm
9902.000.XXX	BOX

3000K | 4000K



2014



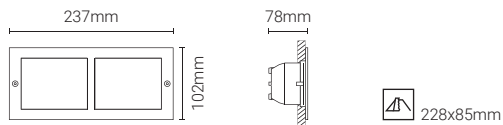
2014 | IK05 | IP54 | E27 | LED Module

Code	Flow/Power (approx.)
2014.100.xOX	E27
2014.100.8OX	E27
2014.105.xOL	4.8W - 730 lm
2014.105.8OL	4.8W - 730 lm
9902.000.XXX	BOX

3000K | 4000K



2012



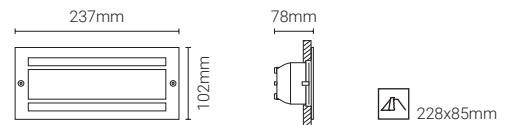

2012 | IK05 | IP54 | E27 | LED Module

Code	Flow/Power (approx.)
2012.100.xOX	E27
2012.100.8OX	E27
2112.105.xOL	4.8W - 730 lm
2112.105.8OL	4.8W - 730 lm
9902.000.XXX	BOX

3000K | 4000K



2013



2013 | IK05 | IP54 | E27 | LED Module

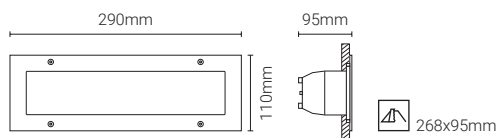
Code	Flow/Power (approx.)
2013.100.xOX	E27
2013.100.8OX	E27
2013.105.xOL	4.8W - 730 lm
2013.105.8OL	4.8W - 730 lm
9902.000.XXX	BOX

3000K | 4000K





2015

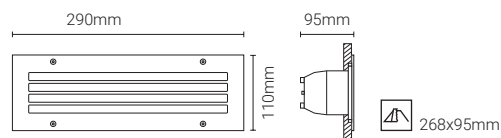


2015 IK05 IP54 E27 LED Module	
Code	Flow/Power (approx.)
2015.100.xOX	E27
2015.100.8OX	E27
2015.105.xOL	4.8W - 730 lm
2015.105.8OL	4.8W - 730 lm
9912.000.XXX	BOX

3000K | 4000K



2018

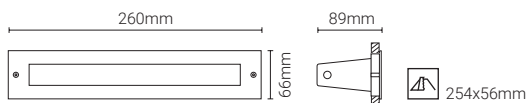



2018 IK05 IP54 E27 LED Module	
Code	Flow/Power (approx.)
2018.100.xOX	E27
2018.100.8OX	E27
2018.105.xOL	4.8W - 730 lm
2018.105.8OL	4.8W - 730 lm
9912.000.XXX	BOX

3000K | 4000K



2016

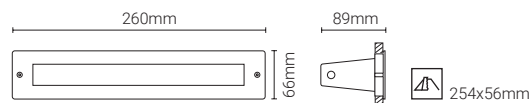


2016 IK04 IP54 LED Module	
Code	Flow/Power (approx. 183lm/W)
2016.105.xOL	650 lm
2016.105.8OL	650 lm
9922.000.XXX	BOX

3000K | 4000K



2516



2516 IK04 IP54 LED Module	
Code	Flow/Power (approx. 183lm/W)
2516.105.xOL	650 lm
2516.105.8OL	650 lm
9922.000.XXX	BOX

3000K | 4000K

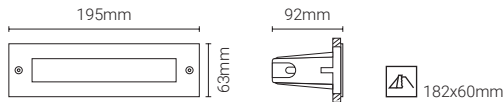




3063



Transparent glass as an option.
Vidrio transparente como opción.
Verre transparent en option.



3063 IK08 IP67 LED	
Code	Flow/Power (approx.)
3063.302.xFL	6.5W - 400 lm
3063.302.8FL	6.5W - 400 lm
3063.302.xTL	6.5W - 400 lm
3063.302.8TL	6.5W - 400 lm

3000K | 4000K

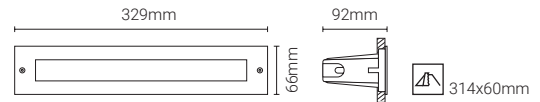


Box included | Caja incluida | Boîte incluse.

3064



Transparent glass as an option.
Vidrio transparente como opción.
Verre transparent en option.



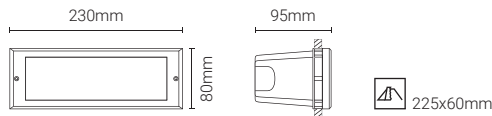

3064 IK08 IP67 LED	
Code	Flow/Power (approx.)
3064.302.xFL	13W - 750 lm
3064.302.8FL	13W - 750 lm
3064.302.xTL	13W - 750 lm
3064.302.9TL	13W - 750 lm

3000K | 4000K



Box included | Caja incluida | Boîte incluse.

2017



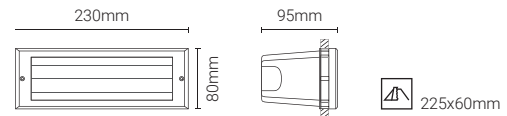
2017 IP65 E27 LED Module	
Code	Flow/Power (approx. 183lm/W)
2017.100.xOX	E27
2017.106.xOL	650 lm

3000K | 4000K



Box included | Caja incluida | Boîte incluse.

2517




2517 IP65 E27 LED Module	
Code	Flow/Power (approx. 183lm/W)
2517.100.xOX	E27
2517.106.xOL	650 lm

3000K | 4000K



Box included | Caja incluida | Boîte incluse.





2522

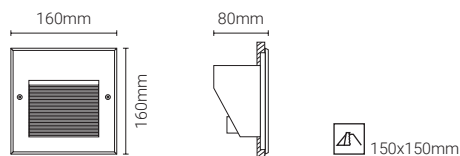


2522 IK10 IP65 LED	
Code	Flow/Power (approx.)
2522.103.xFL	3W - 285 lm
2522.105.xFL	5W - 570 lm

3000K | 4000K

1 2 7 9 F

Box included | Caja incluida | Boîte incluse.



2523

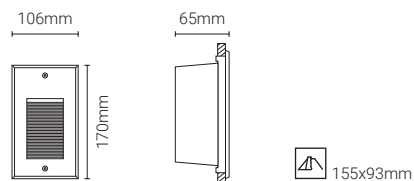


2523 IK10 IP65 LED	
Code	Flow/Power (approx.)
2523.103.xFL	3W - 285 lm
2523.105.xFL	5W - 570 lm

3000K | 4000K

1 2 7 9 F

Box included | Caja incluida | Boîte incluse.



2524


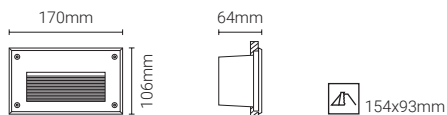


2524 IK10 IP65 LED	
Code	Flow/Power (approx.)
2524.103.xFL	3W - 285 lm
2524.105.xFL	5W - 570 lm

3000K | 4000K

1 2 7 9 F

Box included | Caja incluida | Boîte incluse.





2005.101

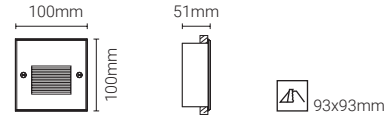


2005.101 IP54 LED	
Code	Flow/Power (approx.)
2005.101.8FL	1W - 30 lm

3000K | 4000K

8 F

Box included | Caja incluida | Boîte incluse.



2005.102

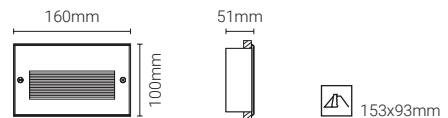


2005.102 IP54 LED	
Code	Flow/Power (approx.)
2005.102.8FL	2W - 52 lm

3000K | 4000K

8 F

Box included | Caja incluida | Boîte incluse.



2005.103

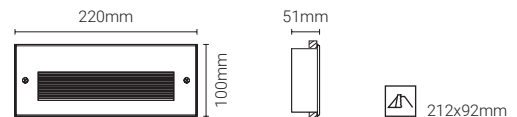


2005.103 IP54 LED	
Code	Flow/Power (approx.)
2005.103.8FL	3W - 93 lm

3000K | 4000K

8 F

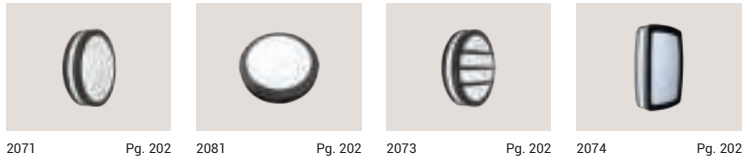
Box included | Caja incluida | Boîte incluse.





Wall or Ceiling Surface | Pared ou Techo de Superficie | Surface Mur ou Plafond

Surface mounted luminaire, different light projections
 Luminaria superficie, diferentes proyecciones de luz
 Luminaire apparent, différentes projections de lumière



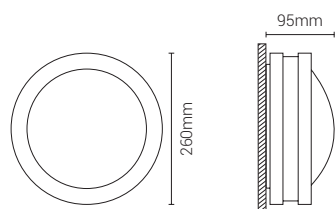
Wall Surface | Pared de Superficie | Applique Mural Saillie

Surface mounted luminaire, different light projections
 Luminaria superficie, diferentes proyecciones de luz
 Luminaire apparent, différentes projections de lumière





2071

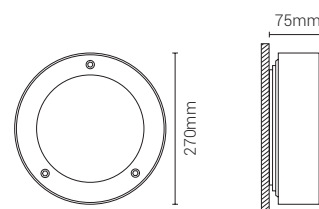


2071 IP54 E27 LED	
Code	Flow/Power (approx.)
2071.200.xOX	E27
2071.115.xOL	13W - 1500 lm

3000K | 4000K



2081

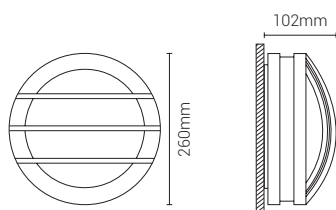


2081 IP54 E27 LED	
Code	Flow/Power (approx.)
2081.200.xOX	E27
2081.118.xOL	13W - 1500 lm

3000K | 4000K



2073

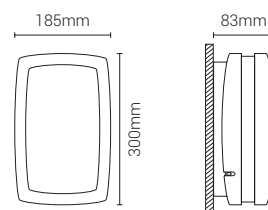


2073 IP54 E27 LED	
Code	Flow/Power (approx.)
2073.200.xOX	E27
2073.115.xOL	13W - 1500 lm

3000K | 4000K



2074



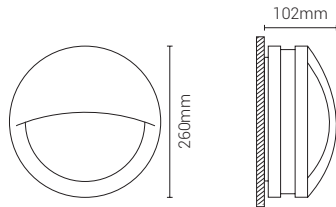
2074 IP54 E27 LED	
Code	Flow/Power (approx.)
2074.200.xOX	E27
2074.115.xOL	9.6W - 1460 lm

3000K | 4000K





2072

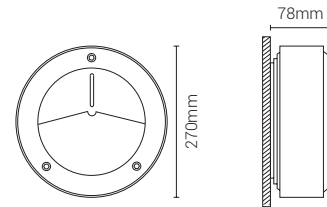


2072 IP54 E27 LED	
Code	Flow/Power (approx.)
2072.200.xOX	E27
2072.115.xOL	13W - 1500 lm

3000K | 4000K

1 2 7 9 0

2082

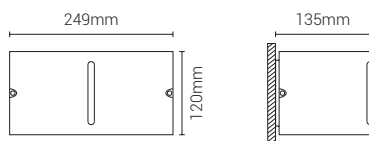


2082 IP54 E27 LED	
Code	Flow/Power (approx.)
2082.200.xOX	E27
2082.118.xOL	13W - 1500 lm

3000K | 4000K

1 2 7 9 0

2085

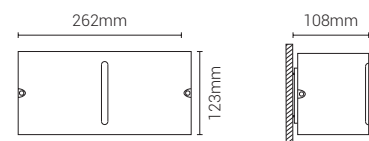


2085 IP54 E27 LED	
Code	Flow/Power (approx.)
2085.100.xOX	E27
2085.110.xOL	10W - 1200 lm

3000K | 4000K

1 2 7 9 0

2086



2086 IP54 E27 LED	
Code	Flow/Power (approx.)
2086.200.8OX	E27
2086.110.8OL	10W - 1200 lm

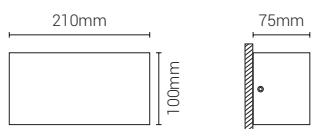
3000K | 4000K

8 0





2029

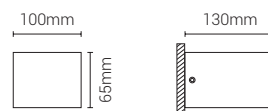


2029 IP54 LED	
Code	Flow/Power (approx. 183lm/W)
2029.206.xFL	1300 lm

3000K | 4000K

1 2 7 8 9 F

2028

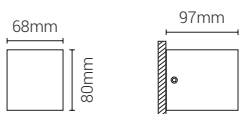


2028 IK06 IP54 LED	
Code	Flow/Power (approx.)
2028.107.xFL	6.5W - 650 lm

3000K | 4000K

1 2 7 8 9 F

2087

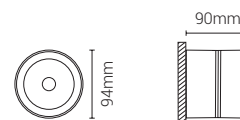


2087 IK06 IP54 LED	
Code	Flow/Power (approx.)
2087.109.8TL	9W - 500 lm

3000K | 4000K

8 T

2088



2088 IK06 IP54 LED	
Code	Flow/Power (approx.)
2088.111.7TL	11W - 840 lm

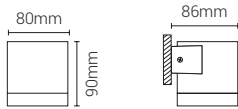
3000K | 4000K

7 T





2066

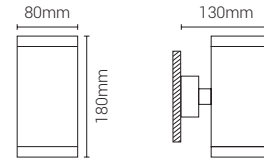


2066 IP54 LED GU10	
Code	Flow/Power (approx.)
2066.100.xTX	GU10
2066.105.xTL	5W - 380 lm

3000K | 4000K



2067

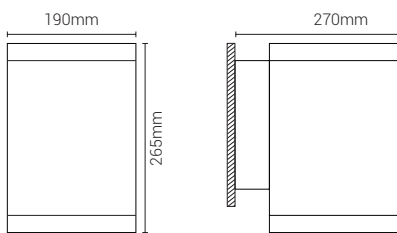


2067 IP54 LED GU10	
Code	Flow/Power (approx.)
2067.200.xTX	GU10
2067.205.xTL	(2x) 5W - (2x) 380 lm

3000K | 4000K



2568

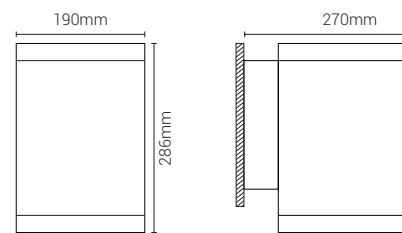


2568 IK08 IP65 LED	
Code	Flow/Power (approx.)
2568.130.xPL	30W - 2600 lm

3000K | 4000K




2569



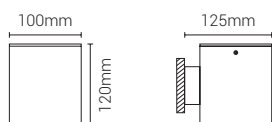
2569 IK08 IP65 LED	
Code	Flow/Power (approx.)
2569.230.xPL	60W - (2x) 2300 lm

3000K | 4000K





2063

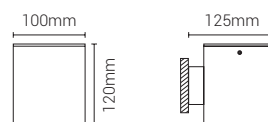


2063 IK06 IP54 LED G9	
Code	Flow/Power (approx.)
2063.100.xFX	G9
2063.100.8FX	G9
2063.103.xFL	2.5W - 250 lm
2063.103.8FL	2.5W - 250 lm

3000K | 4000K

1 2 7 8 9 F

2064

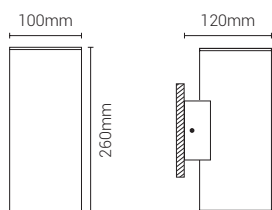


2064 IK06 IP54 LED GU10	
Code	Flow/Power (approx.)
2064.100.xTX	GU10
2064.100.8TX	GU10
2064.105.xTL	5W - 380 lm
2064.105.8TL	5W - 380 lm

2700K | 3000K | 4000K

1 2 7 8 9 T

2065



2065 IK06 IP54 LED GU10	
Code	Flow/Power (approx.)
2065.200.xTX	(2x) GU10
2065.200.8TX	(2x) GU10
2065.205.xTL	(2x) 5W - 380 lm
2065.205.8TL	(2x) 5W - 380 lm

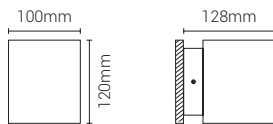

3000K | 4000K

1 2 7 8 9 T





2030

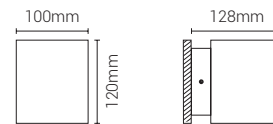



2030 IK06 IP54 LED G9	
Code	Flow/Power (approx.)
2030.100.xFX	(2x) G9
2030.100.8FX	(2x) G9
2030.103.xFL	2.5W - 250 lm
2030.103.8FL	2.5W - 250 lm

3000K | 4000K



2031

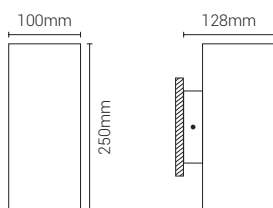


2031 IK06 IP54 LED GU10	
Code	Flow/Power (approx.)
2031.100.xTX	GU10
2031.100.8TX	GU10
2031.105.xTL	5W - 380 lm
2031.105.8TL	5W - 380 lm

2700K | 3000K | 4000K



2032

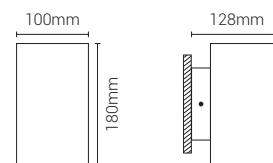


2032 IK06 IP54 LED GU10	
Code	Flow/Power (approx.)
2032.200.xTX	(2x) GU10
2032.200.8TX	(2x) GU10
2032.205.xTL	(2x) 5W - 380 lm
2032.205.8TL	(2x) 5W - 380 lm

2700K | 3000K | 4000K



2039

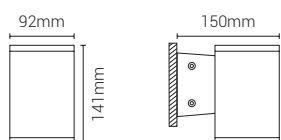


2039 IK06 IP54 E27	
Code	Flow/Power (approx.)
2039.100.xFX	E27
2039.100.8FX	E27





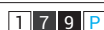
2530



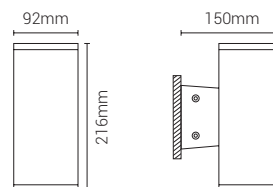
2530 | IK06 | IP65 | LED

Code	Flow/Power (approx.)
2530.109.xPL	9W - 850 lm

3000K | 4000K



2531



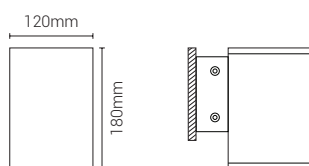
2531 | IK06 | IP65 | LED

Code	Flow/Power (approx.)
2531.209.xPL	(2x) 7.5W - 840 lm

3000K | 4000K



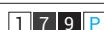
2532



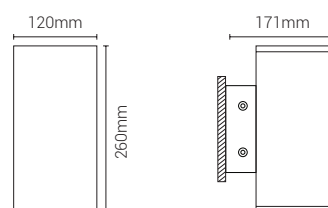
2532 | IK06 | IP65 | LED

Code	Flow/Power (approx.)
2532.115.xPL	15W - 1460 lm

3000K | 4000K



2533



2533 | IK06 | IP65 | LED

Code	Flow/Power (approx.)
2533.213.xPL	(2x) 10.8W - 1045 lm


3000K | 4000K







2036

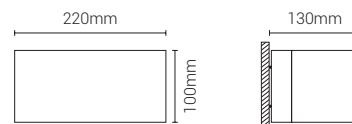


2036 | IK04 | IP54 | E27 | LED Module

Code	Flow/Power (approx. 183lm/W)
2036.100.xOX	E27
2036.100.8OX	E27
2036.107.xOL	1100 lm
2036.107.8OL	1100 lm

3000K | 4000K

1 2 7 8 9 0



2037

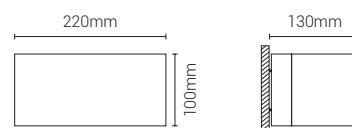


2037 | IK04 | IP54 | E27 | LED Module

Code	Flow/Power (approx. 183lm/W)
2037.100.xOX	E27
2037.100.8OX	E27
2037.207.xOL	2200 lm
2037.207.8OL	2200 lm

3000K | 4000K

1 2 7 8 9 0



2038

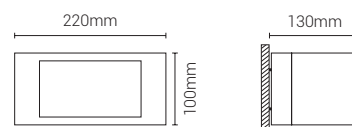


2038 | IK04 | IP54 | E27 | LED Module

Code	Flow/Power (approx.)
2038.100.xOX	E27
2038.100.8OX	E27
2038.307.xOL	3300 lm
2038.307.8OL	3300 lm

3000K | 4000K

1 2 7 8 9 0





2033

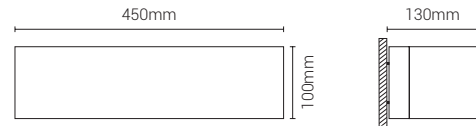


2033 IK04 IP54 PL-L LED LED Module	
Code	Flow/Power (approx. 183lm/W)
2033.116.xFL	PL-L LED 16W
2033.116.8FL	PL-L LED 16W
2033.115.xFL	2200 lm
2033.115.8FL	2200 lm

2033.116: [3000K](#) | [4000K](#) | [6500K](#)

2033.115: [2700K](#) | [3000K](#) | [4000K](#) | [5000K](#) | [6000K](#)

1 2 7 8 9 F



2034

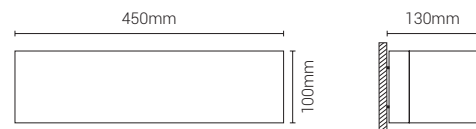


2034 IK04 IP54 PL-L LED LED Module	
Code	Flow/Power (approx. 183lm/W)
2034.216.xFL	PL-L LED 16W
2034.216.8FL	PL-L LED 16W
2034.215.xFL	4400 lm
2034.215.8FL	4400 lm

2034.216: [3000K](#) | [4000K](#) | [6500K](#)

2034.215: [2700K](#) | [3000K](#) | [4000K](#) | [5000K](#) | [6000K](#)

1 2 7 8 9 F



2035

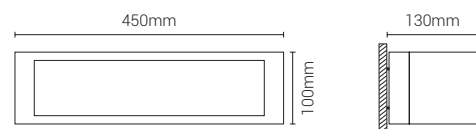


2035 IK04 IP54 PL-L LED LED Module	
Code	Flow/Power (approx. 183lm/W)
2035.316.xFL	PL-L LED 16W
2035.316.8FL	PL-L LED 16W
2035.315.xFL	6600 lm
2035.315.8FL	6600 lm

2035.316: [3000K](#) | [4000K](#) | [6500K](#)

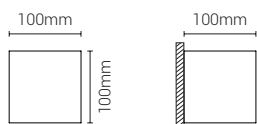
2035.315: [2700K](#) | [3000K](#) | [4000K](#) | [5000K](#) | [6000K](#)

1 2 7 8 9 F





2040

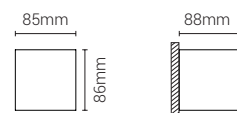


2040 IP65 COB	
Code	Flow/Power (approx.)
2040.107.xTL	7W - 560 lm

3000K | 4000K

1 2 7 9

2077

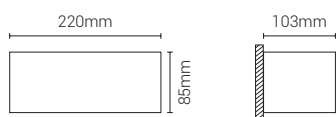


2077 IK06 IP54 LED	
Code	Flow/Power (approx.)
2077.109.xTL	9W - 850 lm

3000K | 4000K

1 7 T

2075

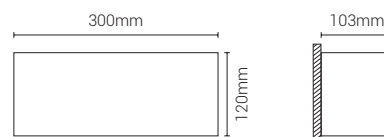


2075 IK06 IP54 LED	
Code	Flow/Power (approx.)
2075.120.1TL	20W - 1230 lm

3000K | 4000K

1 7 T

2076



2076 IK06 IP54 LED	
Code	Flow/Power (approx.)
2076.142.1OL	42W - 3400 lm

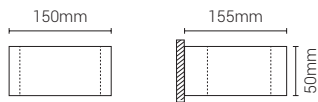

3000K | 4000K

1 7 O





2566

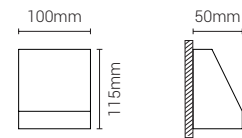



2566 IK06 IP54 LED	
Code	Flow/Power (approx.)
2566.109.xPL	9W - 580 lm

3000K | 4000K



2041

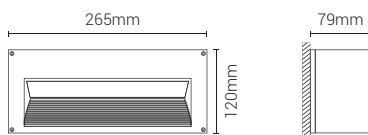


2041 IK06 IP54 COB	
Code	Flow/Power (approx.)
2041.103.xPL	3W - 300 lm

3000K | 4000K




2020



2020 IP54 E27 LED Module	
Code	Flow/Power (approx. 183lm/W)
2020.100.xFX	E27
2020.106.xFL	650 lm

3000K | 4000K























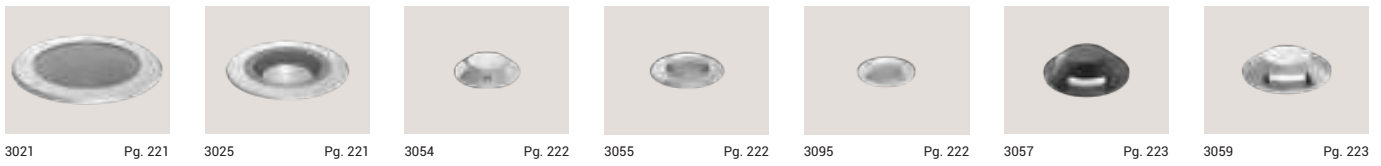


Photographic Index
Índice Fotográfico
Index Visuel

Floor Recessed Rounds | Redondas Empotradas en el Suelo | Ronds Encastrés de Sol

Recessed luminaire with trim, upward or lateral light projection
 Luminaria empotrada con marco, proyección de luz ascendente o lateral
 Luminaire encastré avec collette, éclairage indirect ou latéral

				
3091 Pg. 216	3093 Pg. 216	3096 Pg. 216	3005 Pg. 216	3014 Pg. 217
				
3026 Pg. 217	3001 Pg. 217	3003 Pg. 217	3004 Pg. 218	3007 Pg. 218
				
3018 Pg. 218	3027 Pg. 218	3010 Pg. 219	3008 Pg. 219	3002 Pg. 219
				
3016 Pg. 219	3022 Pg. 220	3023 Pg. 220	3024 Pg. 220	3042 Pg. 221



3021 Pg. 221 3025 Pg. 221 3054 Pg. 222 3055 Pg. 222 3095 Pg. 222 3057 Pg. 223 3059 Pg. 223

Floor Recessed Squares | Cuadradas Empotradas en el Suelo | Carrés Encastrés de Sol


Recessed luminaire with trim, upward or lateral light projection
 Luminaria empotrada con marco, proyección de luz ascendente o lateral
 Luminaire encastré avec colorette, éclairage indirect ou latéral



3092 Pg. 224 3094 Pg. 224 3097 Pg. 224 3006 Pg. 224 3011 Pg. 225 3015 Pg. 225 3019 Pg. 225
 3012 Pg. 225 3017 Pg. 226 3031 Pg. 226 3052 Pg. 226 3030 Pg. 227 3056 Pg. 227 3063 Pg. 228
 3064 Pg. 228 3065 Pg. 228

Floor Surface | Suelo de Superficie | Sol Saillie

Surface mounted luminaire, side light projection
 Luminaria de superficie, proyección de luz lateral
 Luminaire apparent, éclairage latéral



2042 Pg. 230 2043 Pg. 230 2044 Pg. 231 2045 Pg. 231 2049 Pg. 232 2050 Pg. 232 2051 Pg. 233
 2052 Pg. 233 2053 Pg. 234 2054 Pg. 234 2055 Pg. 235 2056 Pg. 235 2546 Pg. 236 2547 Pg. 236

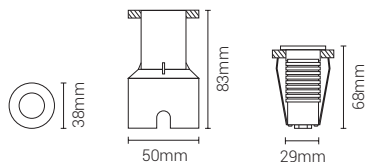
Surface mounted luminaire, orientable light projection
 Luminaria de superficie, proyección de luz orientable
 Luminaire apparent, éclairage orientable



2501 Pg. 238 2502 Pg. 238 2503 Pg. 238 2504 Pg. 239 2505 Pg. 239 2506 Pg. 240 2507 Pg. 240
 2508 Pg. 241 2509 Pg. 241



3091

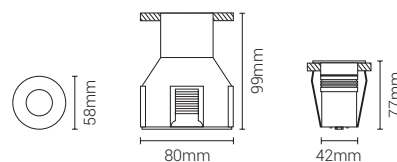


3091 IK06 IP67 LED	
Code	Flow/Power (approx.)
3091.102.8FL	1.8W - 35 lm

3000K | 4000K

8 F

3093

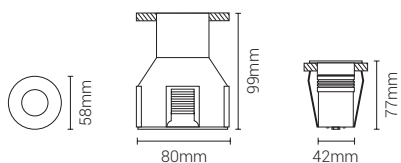


3093 IK08 IP67 LED	
Code	Flow/Power (approx.)
3093.103.8TL	2.8W - 150 lm

3000K | 4000K

8 T

3096

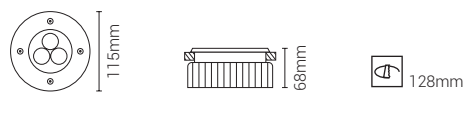


3096 IK08 IP67 COB	
Code	Flow/Power (approx.)
3096.106.8TL	6W - 480 lm

3000K | 4000K

8 T

3005



3005 IK07 IP67 LED	
Code	Flow/Power (approx.)
3005.103.8TL	3.6W - 390 lm

3000K | 4000K

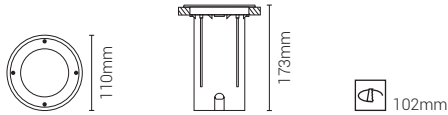
8 T

Boxes included | Cajas incluidas | Boîtes incluses.





3014

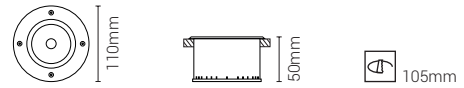


3014 IK10 IP67 LED GU10	
Code	Flow/Power (approx.)
3014.100.8xX	GU10
3014.105.8xL	5W - 380 lm

2700K | 3000K | 4000K

8 F T

3026

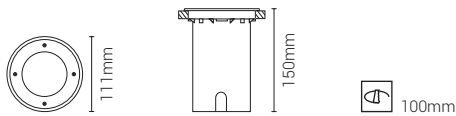


3026 IK10 IP67 LED	
Code	Flow/Power (approx.)
3026.108.8TL	8W - 580 lm

3000K | 4000K

8 T

3001

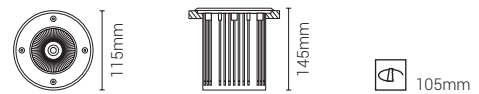


3001 IK10 IP67 LED GU10	
Code	Flow/Power (approx.)
3001.100.8xX	GU10
3001.105.8xL	5W - 380 lm

2700K | 3000K | 4000K

8 F T

3003



3003 IK08 IP67 COB	
Code	Flow/Power (approx.)
3003.109.8TL	9W - 710 lm

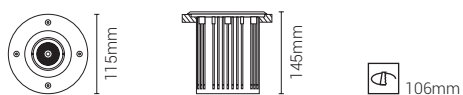
3000K | 4000K

8 T





3004

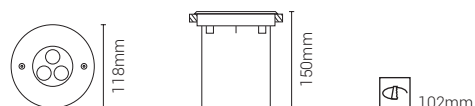


3004 IK08 IP67 COB	
Code	Flow/Power (approx.)
3004.104.8TL	3.6W - 278 lm

3000K | 4000K

8 T

3007



3007 IK08 IP67 LED	
Code	Flow/Power (approx.)
3007.302.8TL	6W - 600 lm

3000K | 4000K

8 T

3018

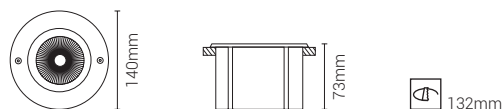


3018 IP67 LED GX53	
Code	Flow/Power (approx.)
3018.100.8xX	Gx53
3018.107.8xL	6.5W - 650 lm

3000K | 4000K

8 F T

3027



3027 IK10 IP67 COB	
Code	Flow/Power (approx.)
3027.112.8TL	12W - 1030 lm

3000K | 4000K

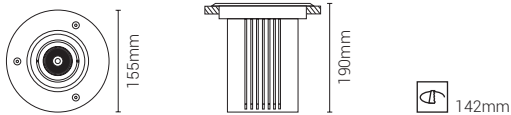
8 T

Boxes included | Cajas incluidas | Boîtes incluses.





3010

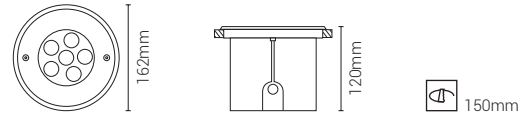


3010 IK08 IP67 COB	
Code	Flow/Power (approx.)
3010.109.8TL	9W - 710 lm

3000K | 4000K



3008

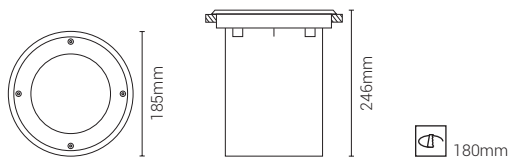


3008 IK08 IP67 LED	
Code	Flow/Power (approx.)
3008.302.8TL	14W - 1200 lm

3000K | 4000K



3002

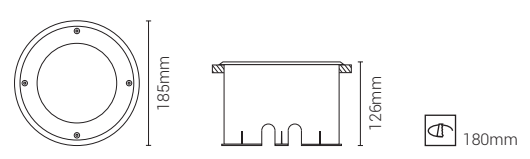


3002 IK10 IP67 E27 COB	
Code	Flow/Power (approx.)
3002.100.8TX	E27
3002.127.8TL	COB 27W - 2300 lm

3000K | 4000K



3016



3016 IK10 IP67 LED GU10 AR111 G53 AR111	
Code	Flow/Power (approx.)
3016.100.8xX	GU10
3016.116.8xL	GU10 AR111 15W - 1120 lm
3016.110.8xL	G53 AR111 10W - 570 lm
3016.115.8xL	G53 AR111 15W - 830 lm

2700K | 3000K | 4000K





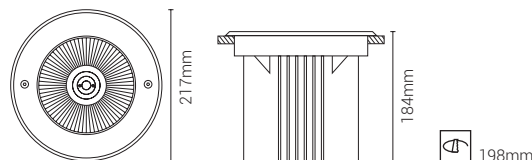
3022



3022 IK08 IP67 COB	
Code	Flow/Power (approx.)
3022.122.8TL	22W - 1970 lm

3000K | 4000K

8 T



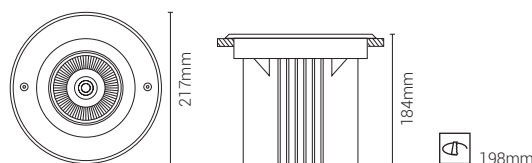
3023



3023 IK08 IP67 COB	
Code	Flow/Power (approx.)
3023.113.8TL	12.8W - 1053 lm

3000K | 4000K

8 T



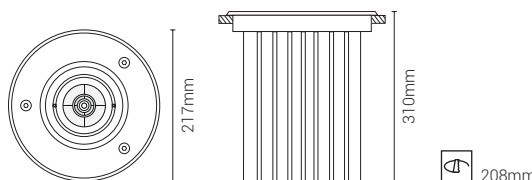
3024



3024 IK08 IP67 COB	
Code	Flow/Power (approx.)
3024.122.8TL	22W - 1870 lm

3000K | 4000K

8 T



Boxes included | Cajas incluidas | Boîtes incluses.





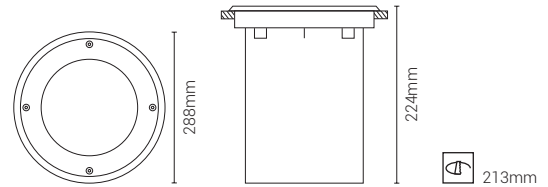
3042



3042 IK10 IP67 E27 COB	
Code	Flow/Power (approx.)
3042.100.8xX	E27
3042.137.8xL	COB 37W - 3820 lm

2700K | 3000K

8 F T

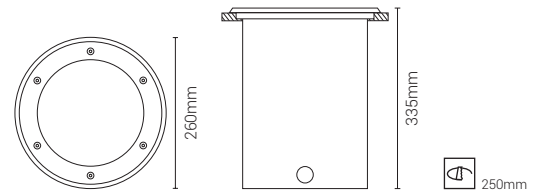


3021



3021 IK10 IP67 E27	
Code	Flow/Power (approx.)
3021.100.8xX	E27

8 F T



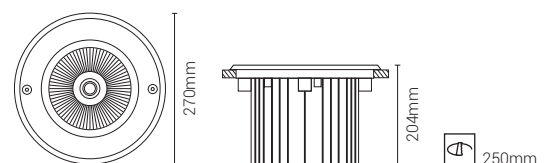
3025



3025 IK08 IP67 COB	
Code	Flow/Power (approx.)
3025.130.8TL	30W - 2547 lm

3000K | 4000K

8 T





3054



3054 IK08 IP67 LED		
Code	Light Openings	Flow/Power (approx.)
3054.101.8TL	1	1.2W - 46 lm
3054.201.8TL	2	2.4W - 91 lm
3054.401.8TL	4	4.8W - 182 lm

3000K | 4000K

8 T



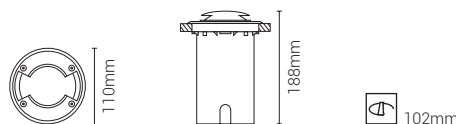
3055



3055 IK10 IP67 LED GU10		
Code	Light Openings	Flow/Power (approx.)
3055.100.8xX	2	GU10
3055.105.8xL	2	5W - 380 lm

2700K | 3000K | 4000K

8 F T



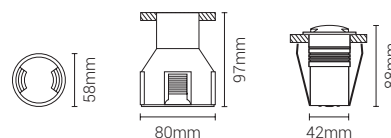
3095



3095 IK10 IP67 LED		
Code	Light Openings	Flow/Power (approx.)
3095.153.8TL	1	3W - 2 lm
3095.253.8TL	2	3W - 2 lm
3095.453.8TL	4	3W - 2 lm

3000K | 4000K

8 T



Boxes included | Cajas incluidas | Boîtes incluses.





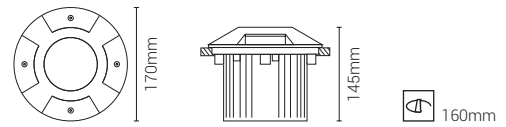
3057



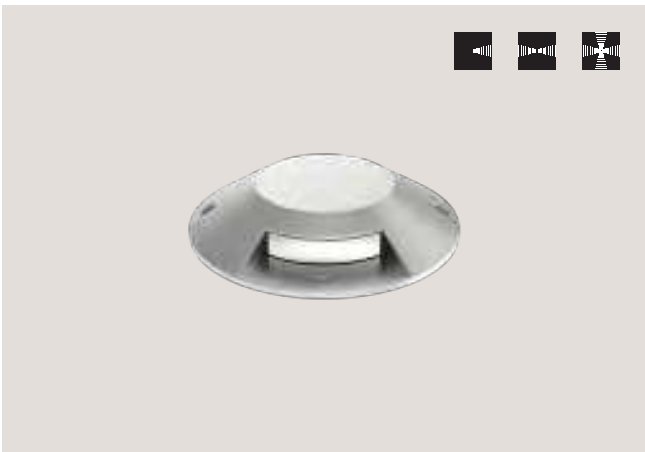
3057 IK08 IP67 LED		
Code	Light Openings	Flow/Power (approx.)
3057.102.9TL	1	2.4W - 96 lm
3057.202.9TL	2	4.8W - 192 lm
3057.402.9TL	4	4.8W - 192 lm

3000K | 4000K

9 T



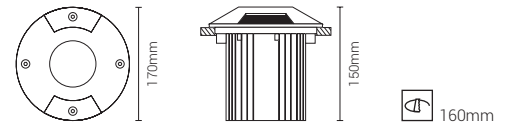
3059



3059 IK07 IP67 LED		
Code	Light Openings	Flow/Power (approx.)
3059.102.8TL	1	2.4W - 96 lm
3059.202.8TL	2	4.8W - 192 lm
3059.402.8TL	4	4.8W - 192 lm

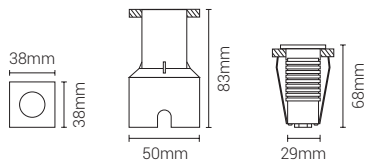
3000K | 4000K

8 T





3092

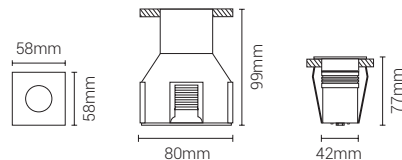


3092 IK06 IP67 LED	
Code	Flow/Power (approx.)
3092.102.8FL	1.8W - 35 lm

3000K | 4000K

8 F

3094

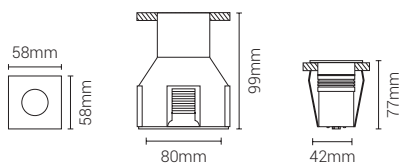


3094 IK08 IP67 LED	
Code	Flow/Power (approx.)
3094.103.8TL	2.8W - 150 lm

3000K | 4000K

8 T

3097

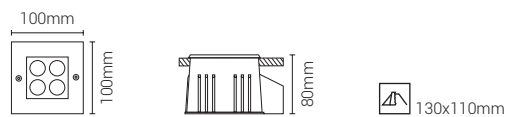



3097 IK08 IP67 COB	
Code	Flow/Power (approx.)
3097.106.8TL	6W - 480 lm

3000K | 4000K

8 T

3006



3006 IK07 IP67 LED	
Code	Flow/Power (approx.)
3006.104.8TL	4.8W - 440 lm

3000K | 4000K

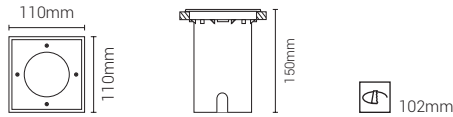
8 T

Boxes included | Cajas incluidas | Boîtes incluses.





3011

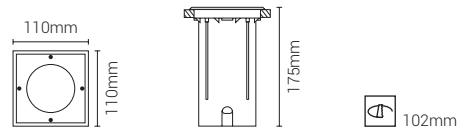


3011 IK10 IP67 LED GU10	
Code	Flow/Power (approx.)
3011.100.8xX	GU10
3011.105.8xL	5W - 380 lm

2700K | 3000K | 4000K



3015

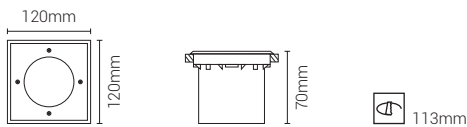


3015 IK10 IP67 LED GU10	
Code	Flow/Power (approx.)
3015.100.8xX	GU10
3015.105.8xL	5W - 380 lm

2700K | 3000K | 4000K



3019

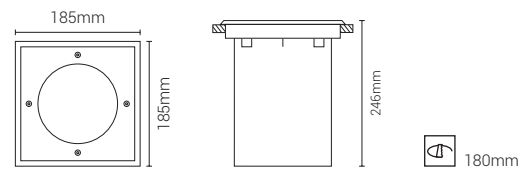


3019 IP67 LED GX53	
Code	Flow/Power (approx.)
3019.100.8xX	GX53
3019.106.8xL	6.5W - 650 lm

3000K | 4000K




3012



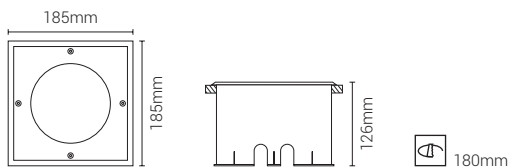
3012 IK10 IP67 E27 COB	
Code	Flow/Power (approx.)
3012.100.8xX	E27
3012.127.8xL	COB 27W - 2300 lm

3000K | 4000K





3017

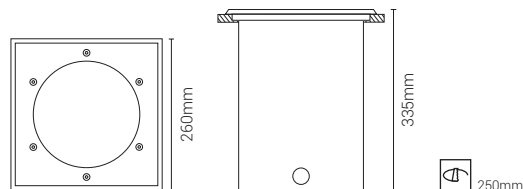


3017 IK10 IP67 LED - GU10 LED - G53 AR111	
Code	Flow/Power (approx.)
3017.100.8xX	GU10
3017.116.8xL	GU10 15W - 1120 lm
3017.110.8xL	G53 AR111 10W - 570 lm
3017.115.8xL	G53 AR111 15W - 830 lm

2700K | 3000K | 4000K

8 F T

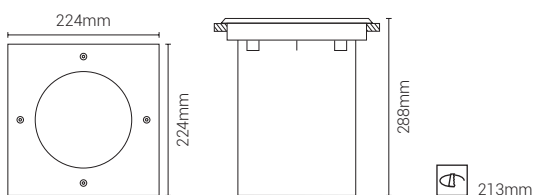
3031



3031 IK10 IP67 E27	
Code	Flow/Power (approx.)
3031.100.8xX	E27

8 F T

3052




3052 IK10 IP67 E27 COB	
Code	Flow/Power (approx.)
3052.100.8xX	E27
3052.137.8xL	COB 37W - 3820 lm

3000K | 4000K

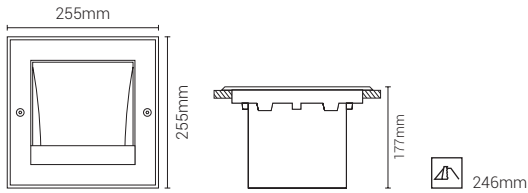
8 F T

Boxes included | Cajas incluidas | Boîtes incluses.

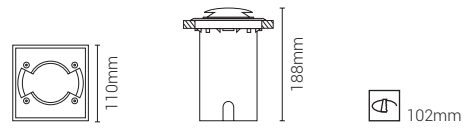





3030



3056



3030 | IK08 | IP67 | LED

Code	Flow/Power (approx.)
3030.145.8TL	45W - 3600 lm

3000K | 4000K



3056 | IK10 | IP67 | LED GU10

Code	Light Openings	Flow/Power (approx.)
3056.100.8xX	2	GU10
3056.105.8xL	2	5W - 380 lm

2700K | 3000K | 4000K





3063



F

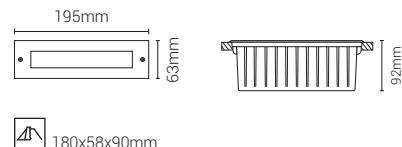


T

3063 IK08 IP67 LED	
Code	Flow/Power (approx.)
3063.302.8xL	(3x) 6.5W - 400 lm

3000K | 4000K

8 F T



3064



F

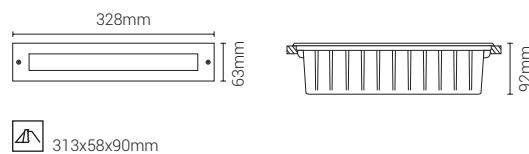


T

3064 IK08 IP67 LED	
Code	Flow/Power (approx.)
3064.602.8xL	(6x) 13W - 750 lm

3000K | 4000K

8 F T



3065



F

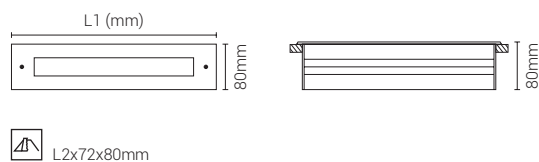


T

3065 IK07 IP67 LED	
Code	Flow/Power (approx.)
3065.106.8xL	7.2W - 575 lm
3065.115.8xL	18W - 1440 lm
3065.121.8xL	25W - 2000 lm
3065.127.8xL	32W - 2580 lm

3000K | 4000K

8 F T



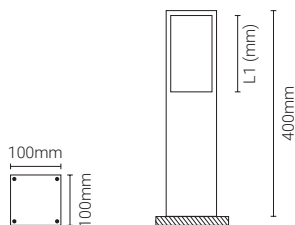
Boxes included | Cajas incluidas | Boîtes incluses.



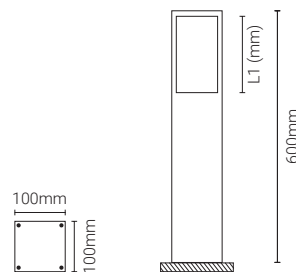




2042



2043



2042 IK08 IP54 E27 PL-L LED		
Code	L1 (mm)	Flow/Power (approx.)
2042.100.xFX	140	E27
2042.100.8FX	140	E27
2042.110.xFL	140	E27 LED 10W - 825 lm
2042.110.8FL	140	E27 LED 10W - 825 lm
2042.116.xFL	270	PL-L LED 16W - 2100lm
2042.116.8FL	270	PL-L LED 16W - 2100lm

3000K | 4000K



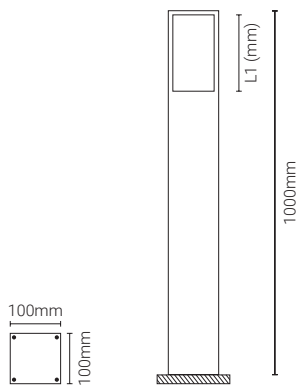
2043 IK08 IP54 E27 PL-L LED		
Code	L1 (mm)	Flow/Power (approx.)
2043.100.xFX	140	E27
2043.100.8FX	140	E27
2043.110.xFL	140	E27 LED 10W - 825 lm
2043.110.8FL	140	E27 LED 10W - 825 lm
2043.124.xFL	370	PL-L LED 24W - 3200lm
2043.124.8FL	370	PL-L LED 24W - 3200lm

3000K | 4000K

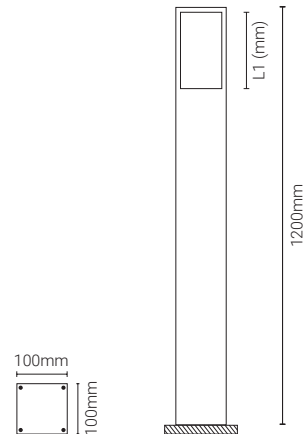





2044



2045



2044 | IK08 | IP54 | E27 | PL-L LED

Code	L1 (mm)	Flow/Power (approx.)
2044.100.xFX	140	E27
2044.100.8FX	140	E27
2044.110.xFL	140	E27 LED 10W - 825 lm
2044.110.8FL	140	E27 LED 10W - 825 lm
2044.124.xFL	370	PL-L LED 24W - 3200lm
2044.124.8FL	370	PL-L LED 24W - 3200lm

3000K | 4000K


1 2 7 8 9 F

2045 | IK08 | IP54 | E27 | PL-L LED

Code	L1 (mm)	Flow/Power (approx.)
2045.100.xFX	140	E27
2045.100.8FX	140	E27
2045.110.xFL	140	E27 LED 10W - 825 lm
2045.110.8FL	140	E27 LED 10W - 825 lm
2045.124.xFL	370	PL-L LED 24W - 3200lm
2045.124.8FL	370	PL-L LED 24W - 3200lm

3000K | 4000K

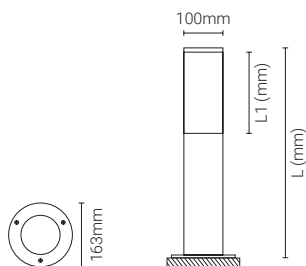

1 2 7 8 9 F



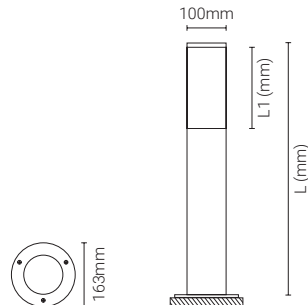
Price for other openings on request
Prix pour les autres ouvertures sur demande
Precio para otras aperturas a pedido



2049



2050



2049 IK08 IP65 E27 PL-L LED			
Code	L (mm)	L1 (mm)	Flow/Power (approx.)
2049.100.xTX	400	175	E27
2049.100.xOX	400	175	E27
2049.100.8TX	400	175	E27
2049.100.8OX	400	175	E27
2049.110.xTL	400	175	E27 10W - 825 lm
2049.110.xOL	400	175	E27 10W - 825 lm
2049.110.8TL	400	175	E27 10W - 825 lm
2049.110.8OL	400	175	E27 10W - 825 lm
2049.116.xTL	535	310	PL-L LED 16W - 2100lm
2049.116.xOL	535	310	PL-L LED 16W - 2100lm
2049.116.8TL	535	310	PL-L LED 16W - 2100lm
2049.116.8OL	535	310	PL-L LED 16W - 2100lm

3000K | 4000K

1 2 7 8 9 0 T

2050 IK08 IP65 E27 PL-L LED			
Code	L (mm)	L1 (mm)	Flow/Power (approx.)
2050.100.xTX	600	175	E27
2050.100.xOX	600	175	E27
2050.100.8TX	600	175	E27
2050.100.8OX	600	175	E27
2050.110.xTL	600	175	E27 10W - 825 lm
2050.110.xOL	600	175	E27 10W - 825 lm
2050.110.8TL	600	175	E27 10W - 825 lm
2050.110.8OL	600	175	E27 10W - 825 lm
2050.116.xTL	735	310	PL-L LED 16W - 2100lm
2050.116.xOL	735	310	PL-L LED 16W - 2100lm
2050.116.8TL	735	310	PL-L LED 16W - 2100lm
2050.116.8OL	735	310	PL-L LED 16W - 2100lm

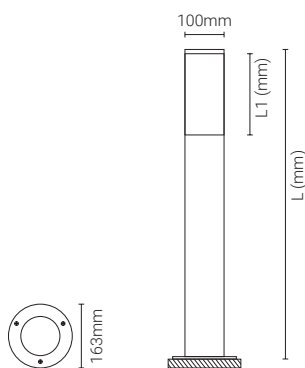
3000K | 4000K

1 2 7 8 9 0 T

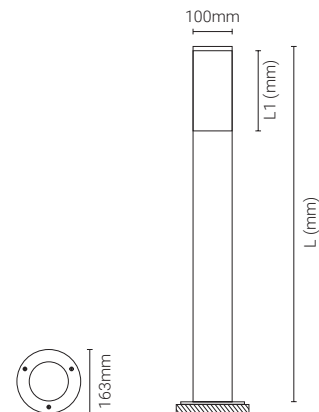




2051



2052



2051 | IK08 | IP65 | E27 | PL-L LED

Code	L (mm)	L1 (mm)	Flow/Power (approx.)
2051.100.xTX	1000	175	E27
2051.100.xOX	1000	175	E27
2051.100.8TX	1000	175	E27
2051.100.8OX	1000	175	E27
2051.110.xTL	1000	175	E27 10W - 825 lm
2051.110.xOL	1000	175	E27 10W - 825 lm
2051.110.8TL	1000	175	E27 10W - 825 lm
2051.110.8OL	1000	175	E27 10W - 825 lm
2051.124.xTL	1235	410	PL-L LED 24W - 3200lm
2051.124.xOL	1235	410	PL-L LED 24W - 3200lm
2051.124.8TL	1235	410	PL-L LED 24W - 3200lm
2051.124.8OL	1235	410	PL-L LED 24W - 3200lm

3000K | 4000K

1 2 7 8 9 0 T

2052 | IK08 | IP65 | E27 | PL-L LED

Code	L (mm)	L1 (mm)	Flow/Power (approx.)
2052.100.xTX	1200	175	E27
2052.100.xOX	1200	175	E27
2052.100.8TX	1200	175	E27
2052.100.8OX	1200	175	E27
2052.110.xTL	1200	175	E27 10W - 825 lm
2052.110.xOL	1200	175	E27 10W - 825 lm
2052.110.8TL	1200	175	E27 10W - 825 lm
2052.110.8OL	1200	175	E27 10W - 825 lm
2052.124.xTL	1435	410	PL-L LED 24W - 3200lm
2052.124.xOL	1435	410	PL-L LED 24W - 3200lm
2052.124.8TL	1435	410	PL-L LED 24W - 3200lm
2052.124.8OL	1435	410	PL-L LED 24W - 3200lm

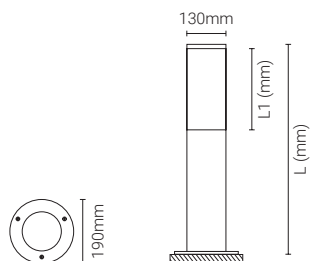

3000K | 4000K

1 2 7 8 9 0 T

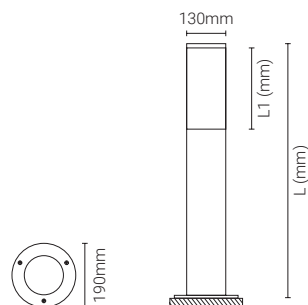




2053



2054



2053 | IK08 | IP65 | E27 | PL-L LED

Code	L (mm)	L1 (mm)	Flow/Power (approx.)
2053.100.xTX	600	175	E27
2053.100.xOX	600	175	E27
2053.100.8TX	600	175	E27
2053.100.8OX	600	175	E27
2053.110.xTL	600	175	E27 10W - 825 lm
2053.110.xOL	600	175	E27 10W - 825 lm
2053.110.8TL	600	175	E27 10W - 825 lm
2053.110.8OL	600	175	E27 10W - 825 lm
2053.124.xTL	835	410	PL-L LED 24W - 3200lm
2053.124.xOL	835	410	PL-L LED 24W - 3200lm
2053.124.8TL	835	410	PL-L LED 24W - 3200lm
2053.124.8OL	835	410	PL-L LED 24W - 3200lm

3000K | 4000K

1 2 7 8 9 0 T

2054 | IK08 | IP65 | E27 | PL-L LED

Code	L (mm)	L1 (mm)	Flow/Power (approx.)
2054.100.xTX	1000	175	E27
2054.100.xOX	1000	175	E27
2054.100.8TX	1000	175	E27
2054.100.8OX	1000	175	E27
2054.110.xTL	1000	175	E27 10W - 825 lm
2054.110.xOL	1000	175	E27 10W - 825 lm
2054.110.8TL	1000	175	E27 10W - 825 lm
2054.110.8OL	1000	175	E27 10W - 825 lm
2054.124.xTL	1235	410	PL-L LED 24W - 3200lm
2054.124.xOL	1235	410	PL-L LED 24W - 3200lm
2054.124.8TL	1235	410	PL-L LED 24W - 3200lm
2054.124.8OL	1235	410	PL-L LED 24W - 3200lm

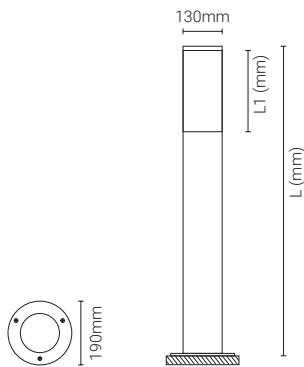
3000K | 4000K

1 2 7 8 9 0 T

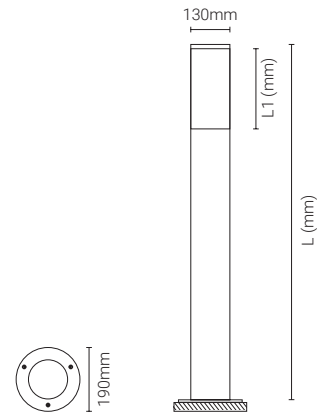





2055



2056



2055 | IK08 | IP65 | PL-L LED

Code	L (mm)	L1 (mm)	Flow/Power (approx.)
2055.124.xTL	1435	410	PL-L LED 24W - 3200lm
2055.124.xOL	1435	410	PL-L LED 24W - 3200lm
2055.124.8TL	1435	410	PL-L LED 24W - 3200lm
2055.124.8OL	1435	410	PL-L LED 24W - 3200lm

3000K | 4000K

1 2 7 8 9 0 T

2056 | IK08 | IP65 | PL-L LED

Code	L (mm)	L1 (mm)	Flow/Power (approx.)
2056.124.xTL	1860	410	PL-L LED 24W - 3200lm
2056.124.xOL	1860	410	PL-L LED 24W - 3200lm
2056.124.8TL	1860	410	PL-L LED 24W - 3200lm
2056.124.8OL	1860	410	PL-L LED 24W - 3200lm

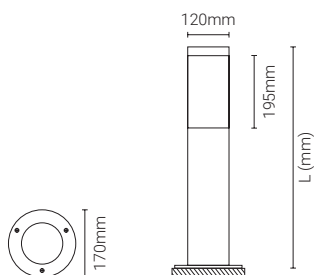
3000K | 4000K

1 2 7 8 9 0 T

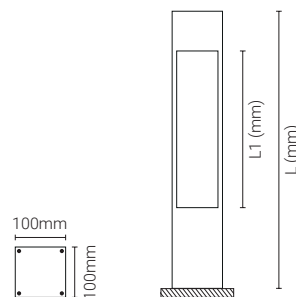




2546



2547



2546 | IK08 | IP65 | LED

Code	L (mm)	Flow/Power (approx.)
2546.050.7TL	500	20W - 1400 lm
2546.100.7TL	1000	20W - 1400 lm


3000K | 4000K



2547 | IK08 | IP54 | COB

Code	L (mm)	L1 (mm)	Flow/Power (approx.)
2547.070.xFL	700	300	10W - 1700 lm
2547.100.xFL	1000	600	10W - 1700 lm

3000K | 4000K





3000K 4000K

3000K 4000K

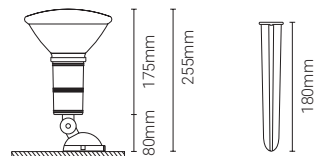


2501



2501 IP55 E27	
Code	Flow/Power (approx.)
2501.100.xXX	E27

1 2 9 10



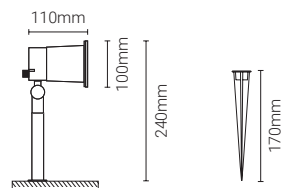
2502



2502 IP65 LED GU10	
Code	Flow/Power (approx.)
2502.100.xTX	GU10
2502.105.xTL	5W - 380 lm

2700K | 3000K | 4000K

1 2 9 T




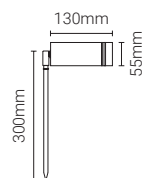
2503



2503 IK03 IP65 LED GU10	
Code	Flow/Power (approx.)
2503.100.8TX	GU10
2503.105.8TL	5W - 380 lm

2700K | 3000K | 4000K

8 T



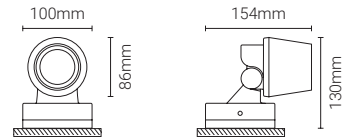


2504



2504 IK06 IP65 COB	
Code	Flow/Power (approx.)
2504.107.7PL	7W - 650 lm

3000K | 4000K

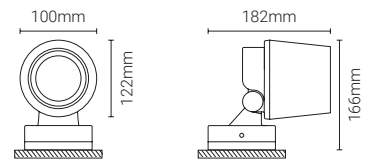


2505



2505 IK06 IP65 COB	
Code	Flow/Power (approx.)
2505.118.7PL	15W - 1750 lm


3000K | 4000K



Accessories | Accesorios | Accessoires

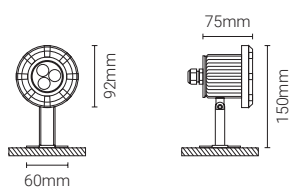


2500
7,60€
Espeto como opção





2506



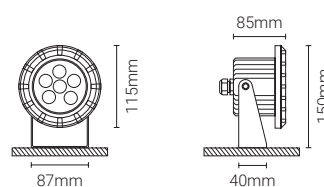
2506 | IK08 | IP65 | LED

Code	Flow/Power (approx.)
2506.103.7TL	3,6W - 350 lm

3000K | 4000K



2507



2507 | IK06 | IP65 | LED

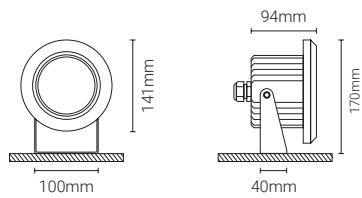
Code	Flow/Power (approx.)
2507.107.7TL	7,2W - 650 lm

3000K | 4000K





2508

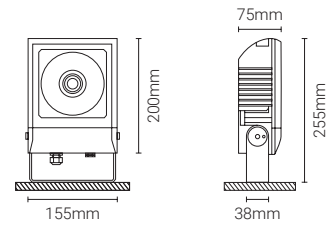


2508 IK06 IP65 LED	
Code	Flow/Power (approx.)
2508.111.7TL	11W - 1040 lm

3000K | 4000K



2509



2509 IK06 IP65 LED	
Code	Flow/Power (approx.)
2509.122.7PL	22W - 2020 lm


3000K | 4000K





Accessories | Accesorios | Accessoires

Masonry Boxes



Masonry Boxes	
Code	Designation
9901.000.XXX	Projector box D=25mm a 100mm
9918.PLA.RED	Projector box D=80mm a 220mm - Round
9931.PLA.QUA	Projector box D=80mm a 220mm - Square
9071.000.XXX	Projector box 1031, 1061, 1071, 1081, 6031, 6061, 6071, 6081
9918.000.XXX	Projector box 7018
9972.000.XXX	Projector box 7062
9973.000.XXX	Projector box 1007, 7063


Power Cables



5084.xAx	
Code	Designation
5084.3A2	Power Cable 3 Conductors 2 Meters
5084.3A3	Power Cable 3 Conductors 3 Meters
5084.3A4	Power Cable 3 Conductors 4 Meters
5084.3A5	Power Cable 3 Conductors 5 Meters
5084.5A2	Power Cable 5 Conductors 2 Meters
5084.5A3	Power Cable 5 Conductors 3 Meters
5084.5A4	Power Cable 5 Conductors 4 Meters
5084.5A5	Power Cable 5 Conductors 5 Meters

Other measures on request | Otras medidas bajo consulta | Autres mesures sur demande.

Picking System



Picking System	
Code	Designation
9903.000.XXX	6000 Series Picking System

Suspension Cable



5084.COx	
Code	Designation
5084.CO2	Suspension Cable 2 meters
5084.CO3	Suspension Cable 3 meters
5084.CO4	Suspension Cable 4 meters
5084.CO5	Suspension Cable 5 meters

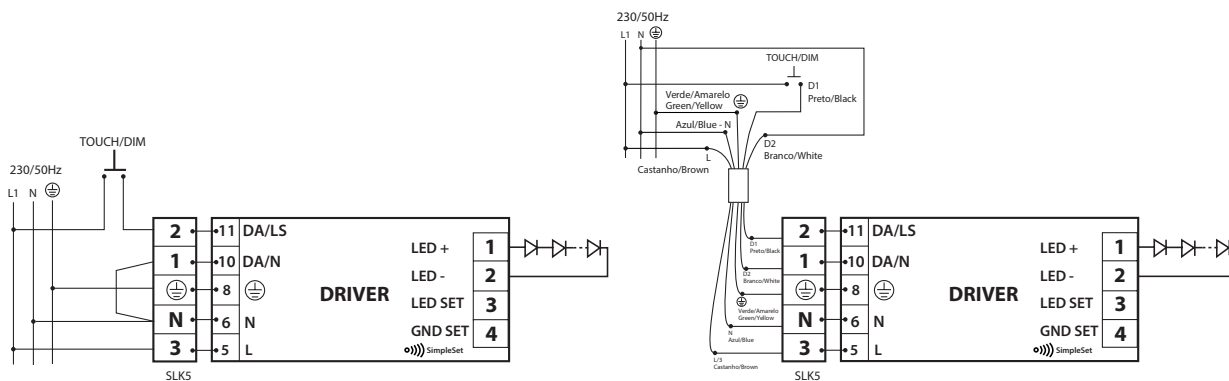
LED Transformers



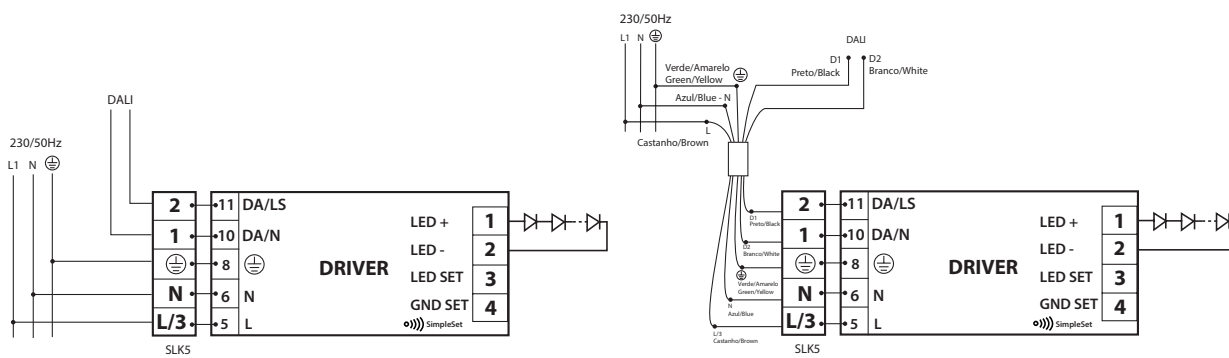
LED Transformers			
Code	Designation	Nº projectors	Measures (mm approx.)
0101.103.XXX	LED 3W - 350 mA	2	55x27x22
0101.106.XXX	LED 6W - 350 mA	4	70x35x20
0101.115.XXX	LED 15W - 350 mA	11	123x45x20
0101.120.XXX	LED 20W - 350 mA	15	123x46x20
0102.103.XXX	LED 3W - 700 mA	1	55x27x22
0102.106.XXX	LED 6W - 700 mA	2	70x35x20
0102.115.XXX	LED 15W - 700 mA	5	123x45x20
0102.120.XXX	LED 20W - 700 mA	7	123x46x20

Electrical Scheme | Esquema Eléctrico | Schéma Électrique

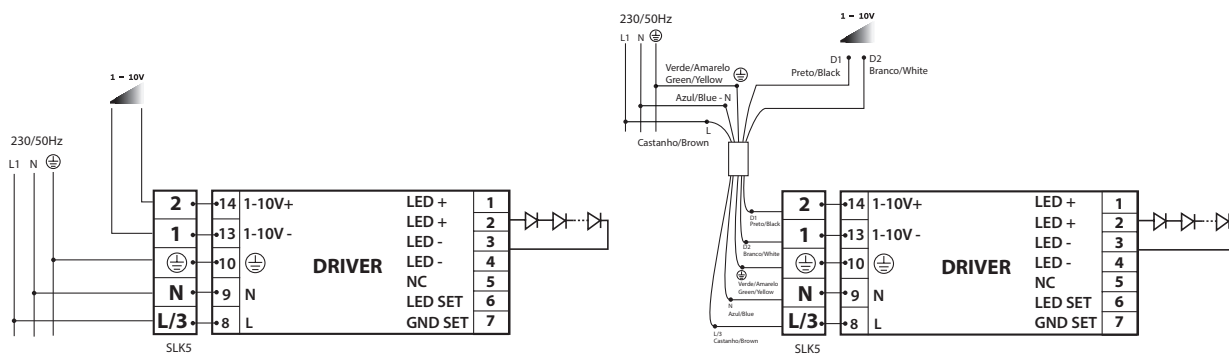
Touch/Dim



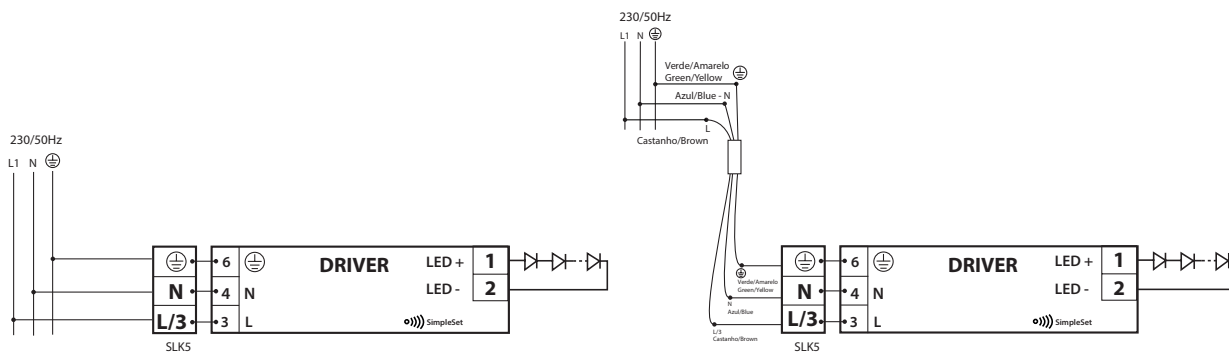
Dali



1-10V



On/Off





Numerical Index | Índice Numérico | Index Numérique

Code	Page	Code	Page	Code	Page	Code	Page	Code	Page	Code	Page	Code	Page
1000 Series		1507	131	2074	198	3091	190 216	4564	73	5532	110	6080.400	159
1001	134	1508	131	2075	212	3092	192 224	4565	69	5533	110	6081.100	144
1001 V	134	1509	131	2076	212	3093	190 216	4566	44	5534	110	6081.200	144
1002	134	1510	130	2077	212	3094	192 224	4567	68	5535	110	6081.300	144
1002 V	134	1511	157	2080	187	3095	191 222	4568	73	5536	96	6081.400	144
1003	130	1512	157	2081	202	3096	190 216	4569	69	5537	96	6086	154
1004	137	1513	156	2082	203	3097	192 224	4571	68	5541	91	6088	136
1007.100	148	1514	133	2083	187	4000 Series		4572	72	5544	92	6089	138
1007.200	148	1515.100	142	2085	203	4001	180	4573	72	5547	94	6091	168
1007.300	148	1515.200	142	2086	203	4002	178	5000 Series		5550	104	6092	168
1007.400	148	1515.300	142	2087	204	4004	179	5001	81	5551	104	6093	170
1008.100	146	1515.400	142	2088	204	4005	179	5002	81	5552	104	6094	170
1008.200	146	1515.500	143	2090	202	4006	178	5004	90	5570	124	6097.100	167
1008.300	146	1516.400	143	2501	238	4007	178	5005	108	5571	124	6097.200	167
1008.400	146	1516.900	143	2502	238	4008	178	5006	81	5572	124	6097.300	167
1009	136	1524.100	164	2503	238	4009	179	5007	91	5574	122	6098.100	166
1010	156	1524.200	164	2504	239	4011	62	5008	111	5575	123	6098.200	166
1011	152	1524.300	164	2505	239	4012	63	5009	111	5576	122	6098.300	166
1011 V	152	1524.400	164	2506	240	4013	63	5010	87	5577	123	6107.100	148
1012	152	1524.500	165	2507	240	4018	78	5011	87	5578	122	6107.200	148
1012 V	152	1525.400	165	2508	241	4018 LED	78	5015	88	5579	123	6107.300	148
1013	156	1525.900	165	2509	241	4020	55	5016	88	5601	80	6107.400	148
1014	157	2000 Series		2516	196	4021	52	5024	98	6000 Series		6137.100	149
1020	156	2001	194	2517	197	4022	53	5025	98	6001	134	6137.200	149
1021	153	2002	194	2522	198	4023	53	5026	99	6001 V	134	6137.300	149
1022	153	2005.101	199	2523	198	4024	54	5027	99	6002	134	6137.400	149
1025	153	2005.102	199	2524	198	4025	27	5030	126	6002 V	134	6196	139
1026	153	2005.103	199	2525	191	4026	24	5031	126	6008.100	146	6197	139
1027	137 183	2009	194	2526	193	4027	26	5032	126	6008.200	146	6198.100	161
1028	158 184	2010	195	2527	191	4031	16	5033	126	6008.300	146	6198.200	161
1031.100	150	2011	194	2528	193	4032	18	5044	127	6008.400	146	6198.300	161
1031.200	150	2012	195	2530	208	4033	19	5045	127	6009	136	6198.400	161
1032	150	2013	195	2531	208	4036	14	5046	127	6010	156	6280	112
1033	150	2014	195	2532	208	4041	32	5050	48	6011	152	6281	112
1037.100	149	2015	196	2533	208	4042	34	5051	48	6011 V	152	6282	115
1037.200	149	2016	196	2546	236	4043	35	5074	122	6012	152	6283	115
1037.300	149	2017	197	2547	236	4046	30	5075	123	6012 V	152	6285	113
1037.400	149	2018	197	2560	185	4051	40	5076	122	6013	156	6286	114
1038.100	147	2019	193	2561	187	4052	42	5077	123	6014	157	6287	114
1038.200	147	2020	213	2562	187	4053	43	5078	122	6015	130	6288	113
1038.300	147	2028	204	2566	213	4056	46	5079	123	6016	137	6502	170
1038.400	147	2029	204	2568	205	4057	46	5080	112	6020	156	6512	168
1039.100	145	2030	207	2569	205	4060	44	5081	112	6021	153	6580	112
1039.200	145	2031	207	3000 Series		4061	45	5082	115	6022	153	6581	112
1039.300	145	2032	207	3001	217	4062	47	5083	115	6023	137 183	6582	115
1039.400	145	2033	211	3002	219	4064	74	5084.S	118	6024	137 183	6583	115
1041	135	2034	211	3003	217	4065	70	5084.E	118	6025	153	6585	113
1042	135	2035	211	3004	218	4066	75	5085	113	6026	153	6586	114
1051	135	2036	210	3005	216	4067	71	5086	114	6027	137 183	6587	114
1052	135	2037	210	3006	224	4068	74	5087	114	6028	158 184	6588	113
1061	154	2038	210	3007	218	4069	70	5088	113	6029	151	6595	170
1071	154	2039	207	3008	219	4070	75	5096	117	6031.100	150	7000 Series	
1076	133	2040	179 212	3010	219	4071	71	5097	116	6031.200	150	7007	138
1081.100	144	2041	213	3011	225	4077	176	5098	116	6032	150	7018	138
1081.200	144	2042	230	3012	225	4078	176	5099	117	6033	150	7025	158
1081.300	144	2043	230	3014	217	4091	158 177	5501	80	6034	132	7038	102
1081.400	144	2044	231	3015	225	4092	132 177	5502	80	6036	136	7039	102
1084	151	2045	231	3016	219	4501	56	5503	111	6037.100	160	7041	138 183
1086	154	2049	232	3017	226	4512	58	5504	92	6037.200	160	7048	103
1088	136	2050	232	3018	191 218	4515	64	5505	108	6037.300	160	7049	103
1089	138	2051	233	3019	193 225	4516	65	5506	109	6037.400	160	7051	158 184
1091	136	2052	233	3021	221	4517	59	5507	94	6038.100	147	7061	154
1094	139	2053	234	3022	220	4520	50	5508	108	6038.200	147	7062	155
1095	139	2054	234	3023	220	4521	50	5509	108	6038.300	147	7063	155
1096	139	2055	235	3024	220	4522	60	5510	86	6038.400	147	7085	171
1097	139	2056	235	3025	221	4524	20	5511	86	6039.100	145	7087	171
1098.100	161	2057	185	3026	217	4525	20	5512	89	6039.200	145	7088	171
1098.200	161	2058	185	3027	218	4526	22	5513	89	6039.300	145	7089	169
1098.300	161	2059	185	3030	227	4527	61	5514	92	6039.400	145	7092	169
1098.400	161	2060	186	3031	226	4530	12	5517	94	6041	135	7095	172
1199.100	173	2061	186	3042	221	4531	12	5520	97	6042	135	7096	172
1199.200	173	2062	186	3052	226	4536	52	5521	97	6051	135	7099	171
1199.300	173	2063	206	3054	222	4540	28	5524	100	6052	135	7595	172
1199.400	173	2064	206	3055	222	4541	28	5525	100	6061	154	7596	172
1501	133	2065	206	3056	227	4546	54	5526	101	6071	154		
1502	130	2066	205	3057	223	4550	36	5527	101	6074	139		
1503	133	2067	205	3059	223	4551	36	5528	100	6075	139		
1504	157	2071	202	3063	197 228	4556	38	5529	101	6080.100	159		
1505	130	2072	203	3064	197 228	4560	45	5530	90	6080.200	159		
1506	131	2073	202	3065	228	4562	47	5531	91	6080.300	159		

This price list includes QR Codes, thus facilitating and expanding access to additional informations about our products.

Esta lista de precios incluye Códigos QR, lo que facilita y amplía el acceso a varias funcionalidades sobre el producto que desea consultar.

Cette liste de prix comprend des Codes QR, facilitant et élargissant ainsi l'accès à plusieurs fonctionnalités du produit que vous souhaitez consulter.

To do this, follow the steps below:

Para hacer esto, siga los pasos a siguientes:

Pour faire ça, suit les étapes suivantes:

1. Open Google Play or App Store.

1. Accede a tu tienda de aplicaciones o Google Play.

1. Accédez à votre Google Play ou à votre boutique d'applications.



2. In the search tab look for "QR Code".

2. Escribe en la barra de búsqueda "Código QR".

2. Tapez dans la barre de recherche "Code QR".

3. Select one of the applications and click in "Download".

3. Seleccione una de las aplicaciones y haga clic en "Instalar".

3. Sélectionnez l'une des applications et cliquez sur "Installer".

4. After finishing the instalation click in "Open".

4. Una vez completada la instalación, haga clic en "Abrir".

4. Une fois l'installation terminée, cliquez sur "Ouvrir".

5. Direct your phones camera to the QR Code of the product that you wish to get an adicional informations about.

5. Dirija la cámara de su teléfono móvil al QR Code del producto del que desea obtener más información.

5. Dirigez la caméra de votre téléphone mobile vers le QR Code du produit pour lequel vous souhaitez plus d'informations.

The images presented are merely illustrative. The measures of the technical drawings may vary by ± 3 millimeters. The power and luminous flux values described are always the values indicated by the supplier of the standard light source. The information contained in this price table refers to the date of printing, is not binding and should be used for informational purposes only. We reserve the right to make changes to our products at any time. This table cancels and replaces previous editions and can be changed without notice.

Las imágenes presentadas son meramente ilustrativas. Las medidas de los dibujos técnicos pueden variar ± 3 milímetros. Los valores de potencia y flujo luminoso descritos son siempre los valores indicados por el proveedor de la fuente de luz estándar. La información contenida en esta tabla se refiere a la fecha de impresión, no es vinculante y debe utilizarse únicamente con fines informativos. Nos reservamos el derecho a realizar cambios en nuestros productos en cualquier momento. Esta tabla anula y reemplaza ediciones anteriores y se puede cambiar sin previo aviso.

Les images présentées sont purement illustratives. Les mesures des dessins techniques peuvent varier de ± 3 millimètres. Les valeurs de puissance et de flux lumineux décrites sont toujours les valeurs indiquées par le fournisseur de la source lumineuse standard. Les informations contenues dans ce tarif font référence à la date d'impression, ne sont pas contraignantes et doivent être utilisées à des buts informationnels. Nous nous réservons le droit d'apporter des modifications à nos produits à tout moment. Ce tarif annule et remplace les éditions précédentes et peut être modifié sans préavis.

tromilux

Rotunda do Parque Tecnológico, 164

4410-137 S. Félix da Marinha

V.N.Gaia, Portugal

geral@tromilux.com

info@tromilux.com

+351 227 334 040

+351 227 347 524

+351 227 532 167

 tromilux.com

 blog.tromilux

 /tromilux

 @tromilux

 /company/tromilux

 /tromilux_official/







